



US00D469469S

(12) **United States Design Patent**  
**Schminke et al.**

(10) **Patent No.:** **US D469,469 S**

(45) **Date of Patent:** **\*\* Jan. 28, 2003**

(54) **TRANSFER TAPE DISPENSER**

(75) Inventors: **Jan Schminke**, Boston, MA (US);  
**Gerd Schmieta**, Boston, MA (US)

(73) Assignee: **Berol Corporation**, Freeport, IL (US)

(\*\*) Term: **14 Years**

(21) Appl. No.: **29/155,778**

(22) Filed: **Nov. 13, 2001**

(51) **LOC (7) Cl.** ..... **19-02**

(52) **U.S. Cl.** ..... **D19/69; D19/67**

(58) **Field of Search** ..... D19/35, 36, 41-51,  
D19/53-58, 66, 81-85; 401/52, 195; 242/538.1,  
588, 588.1-588.6; 156/327, 527, 540, 577;  
D28/77

(56) **References Cited**

**U.S. PATENT DOCUMENTS**

D89,846 S	*	5/1933	Anderson	.....	D19/50
D201,412 S	*	6/1965	DeGroft	.....	D19/43
D205,330 S	*	7/1966	Capezuto	.....	D19/43
5,346,580 A	*	9/1994	Elges et al.	.....	156/540
5,393,368 A	*	2/1995	Stevens	.....	156/577

5,772,840 A	*	6/1998	Morinaga	.....	156/540
D430,209 S	*	8/2000	Rommel	.....	D19/50
6,112,796 A	*	9/2000	Stevens	.....	156/577
D452,273 S	*	12/2001	Blom et al.	.....	D19/46
D454,984 S	*	3/2002	Look	.....	D28/77

\* cited by examiner

*Primary Examiner*—Martie K. Holtje

(74) *Attorney, Agent, or Firm*—Marshall, Gerstein & Borun

(57) **CLAIM**

The ornamental design for a “transfer tape dispenser”, as shown and described.

**DESCRIPTION**

FIG. 1 is a left side perspective view taken from the front and above showing our new design in an exploded condition;

FIG. 2 is a top plan view thereof;

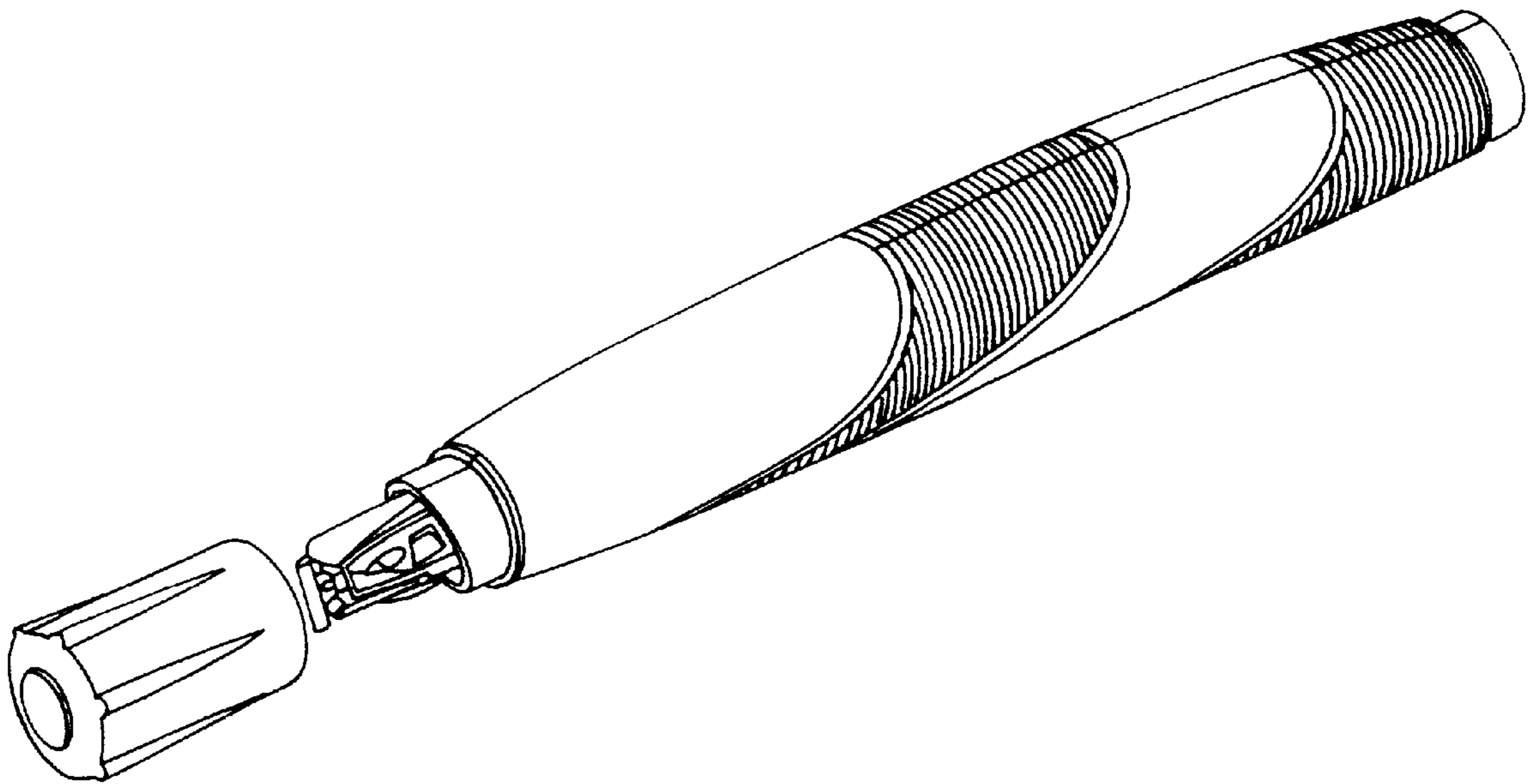
FIG. 3 is a front view thereof;

FIG. 4 is a left elevational view with the cap in a stored position, the right elevational view being a mirror image thereof;

FIG. 5 is a rear view thereof; and,

FIG. 6 is a bottom view thereof in an exploded condition.

**1 Claim, 2 Drawing Sheets**



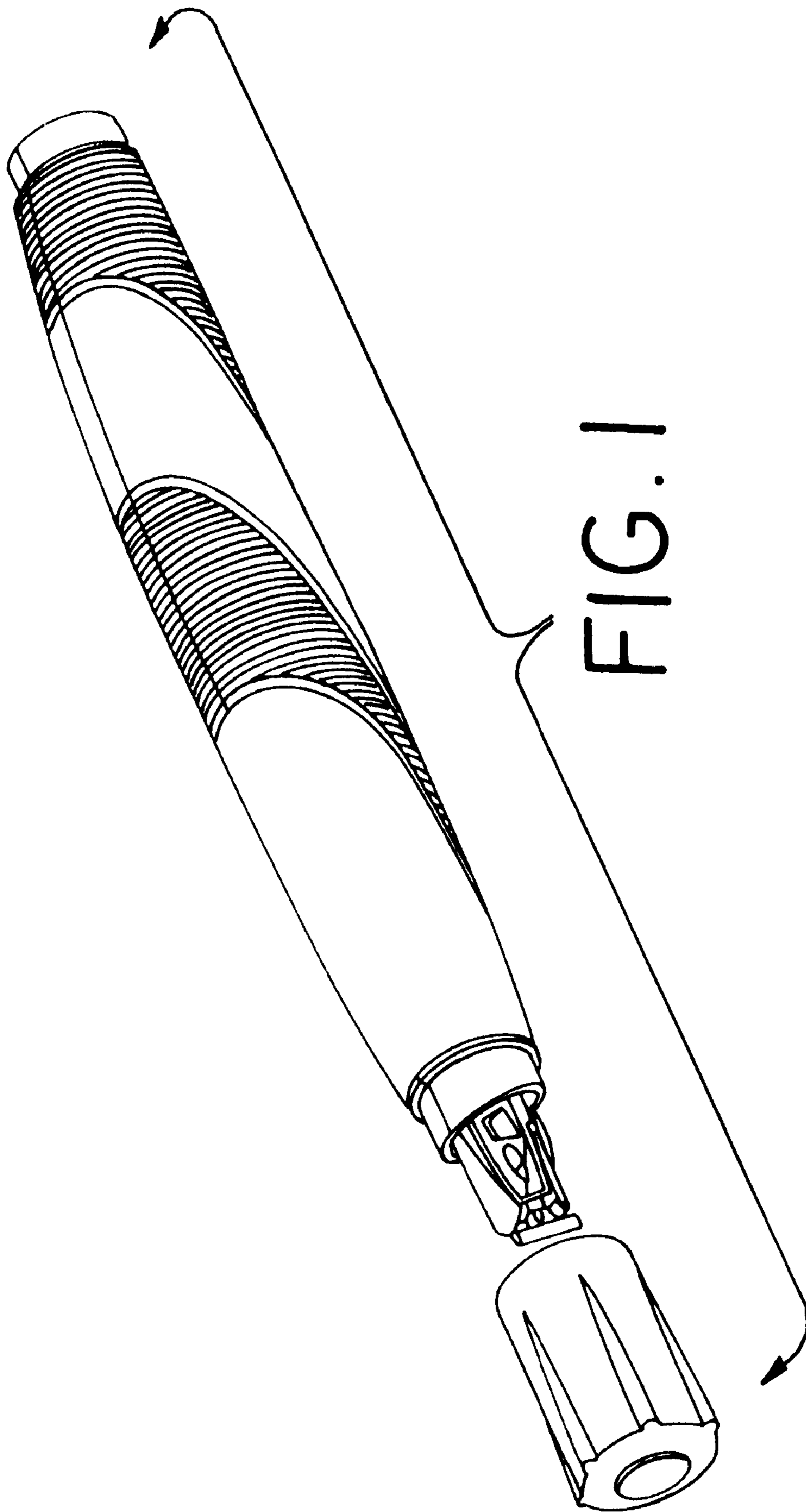


FIG. 1

FIG. 2

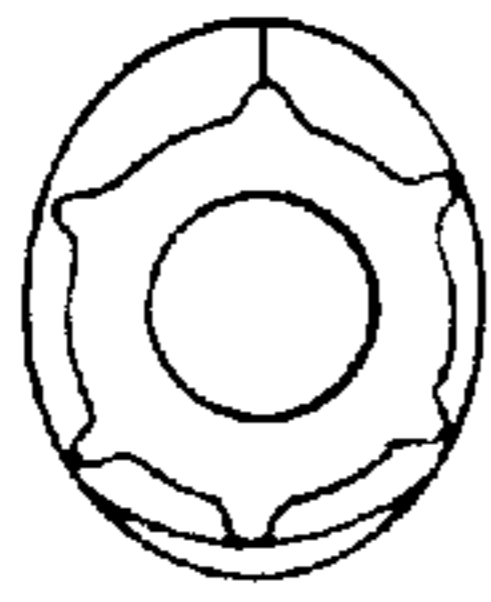
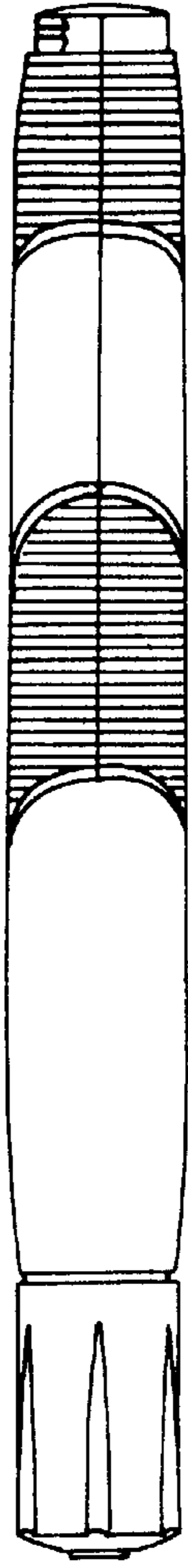


FIG. 3

FIG. 4

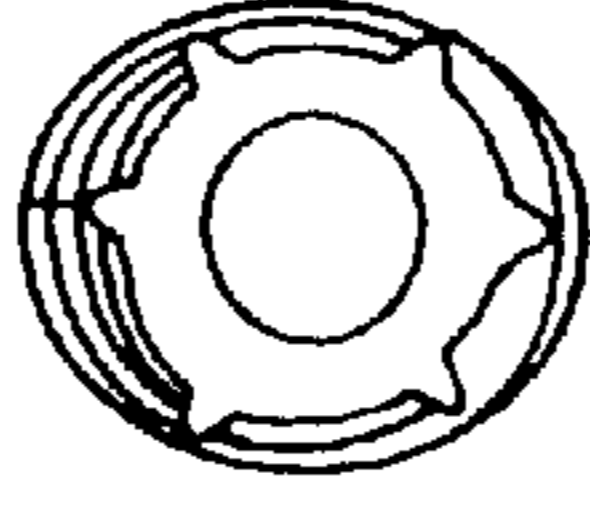
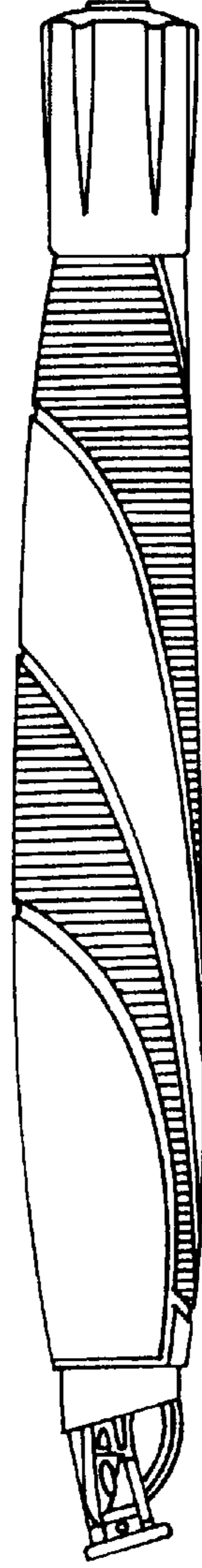


FIG. 5

FIG. 6

