



US00D469467S

(12) **United States Design Patent**
Briggl

(10) **Patent No.:** **US D469,467 S**

(45) **Date of Patent:** **** Jan. 28, 2003**

(54) **WRITING UTENSIL**

(75) Inventor: **Hariolf Briggl**, Boebingen (DE)

(73) Assignee: **Merz & Krell GmbH & Co. KGaA**
(DE)

(**) Term: **14 Years**

(21) Appl. No.: **29/149,728**

(22) Filed: **Oct. 17, 2001**

(30) **Foreign Application Priority Data**

Apr. 17, 2001 (DE) 4 01 03 833

(51) **LOC (7) Cl.** **19-06**

(52) **U.S. Cl.** **D19/51; D19/55; D19/56**

(58) **Field of Search** D19/35, 36, 41-51,
D19/53-58, 81-85; 401/99, 100, 103-106,
107-110, 111-117, 209, 6, 7, 88

(56) **References Cited**

U.S. PATENT DOCUMENTS

- D110,810 S * 8/1938 Kahn D19/55
- D183,917 S * 11/1958 Dreyfuss D19/51
- D189,170 S * 11/1960 Lovejoy D19/55

- D191,078 S * 8/1961 Lovejoy D19/51
- 3,864,046 A * 2/1975 Butka 401/53
- D234,471 S * 3/1975 Carre D19/43
- D259,727 S * 6/1981 Zierhut D19/51
- D285,937 S * 9/1986 Booker et al. D19/51
- D394,455 S * 5/1998 Izushima D19/48

FOREIGN PATENT DOCUMENTS

JP VN 2238 6/1995

* cited by examiner

Primary Examiner—Martie K. Holtje

(74) *Attorney, Agent, or Firm*—Hunton & Williams

(57) **CLAIM**

The ornamental design for a writing utensil, as shown and described.

DESCRIPTION

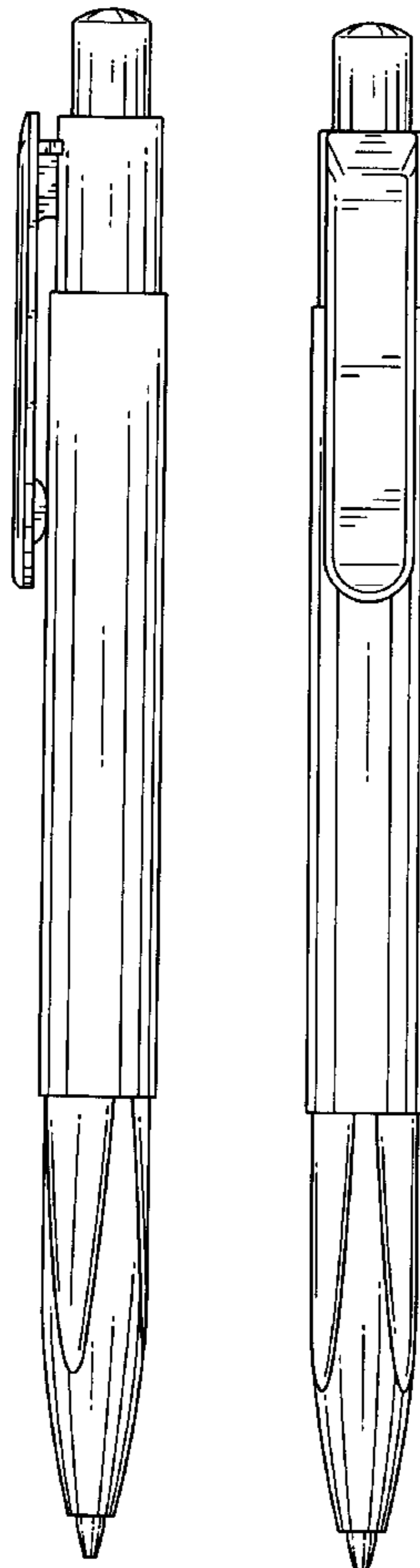
FIG. 1 is a left side elevational view of a writing utensil showing my new design;

FIG. 2 is a rear elevational view thereof;

FIG. 3 is a right side elevational view thereof; and,

FIG. 4 is a front elevational view thereof.

1 Claim, 4 Drawing Sheets






FIG. 1




FIG. 2




FIG. 3

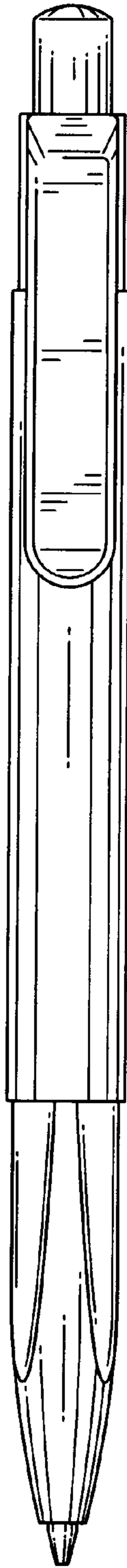


FIG. 4