



US00D469460S

(12) **United States Design Patent**  
**Katsumata**

(10) **Patent No.:** **US D469,460 S**

(45) **Date of Patent:** **\*\* Jan. 28, 2003**

(54) **PIANO ROOF PLATE**

(75) Inventor: **Yoshihiro Katsumata**, Hamamatsu (JP)

(73) Assignee: **Yamaha Corporation**, Shizuoka-ken (JP)

(\*\*) Term: **14 Years**

(21) Appl. No.: **29/151,035**

(22) Filed: **Oct. 25, 2001**

**Related U.S. Application Data**

(62) Division of application No. 29/127,060, filed on Jul. 28, 2000.

(30) **Foreign Application Priority Data**

Jan. 31, 2000 (JP) ..... 2000-001397  
Jan. 31, 2000 (JP) ..... 2000-001396

(51) **LOC (7) Cl.** ..... **17-01**

(52) **U.S. Cl.** ..... **D17/9; D17/8**

(58) **Field of Search** ..... D17/1, 2, 5, 7-9;  
84/174-178, 184, 644, 670

(56) **References Cited**

**U.S. PATENT DOCUMENTS**

109,172 A \* 11/1870 Bull ..... 84/184  
127,383 A \* 5/1872 Steinway ..... 84/184

RE9,431 E \* 10/1880 Steinway ..... 84/184  
D219,404 S \* 12/1970 White ..... D17/8  
3,969,970 A \* 7/1976 Swift et al. .... 84/177  
D414,797 S \* 10/1999 Pollaro ..... D17/8

**OTHER PUBLICATIONS**

Music Trades, Oct. 1989 p. 114 (Baldwin's piano).\*

\* cited by examiner

*Primary Examiner*—Adir Aronovich

(74) *Attorney, Agent, or Firm*—Weingarten, Schurgin, Gagnebin & Lebovici LLP

(57) **CLAIM**

The ornamental design for piano roof plate, as shown and described.

**DESCRIPTION**

FIG. 1 is a front view of a piano roof plate showing my new design.

FIG. 2 is a rear view thereof;

FIG. 3 is a top view thereof;

FIG. 4 is a bottom view thereof;

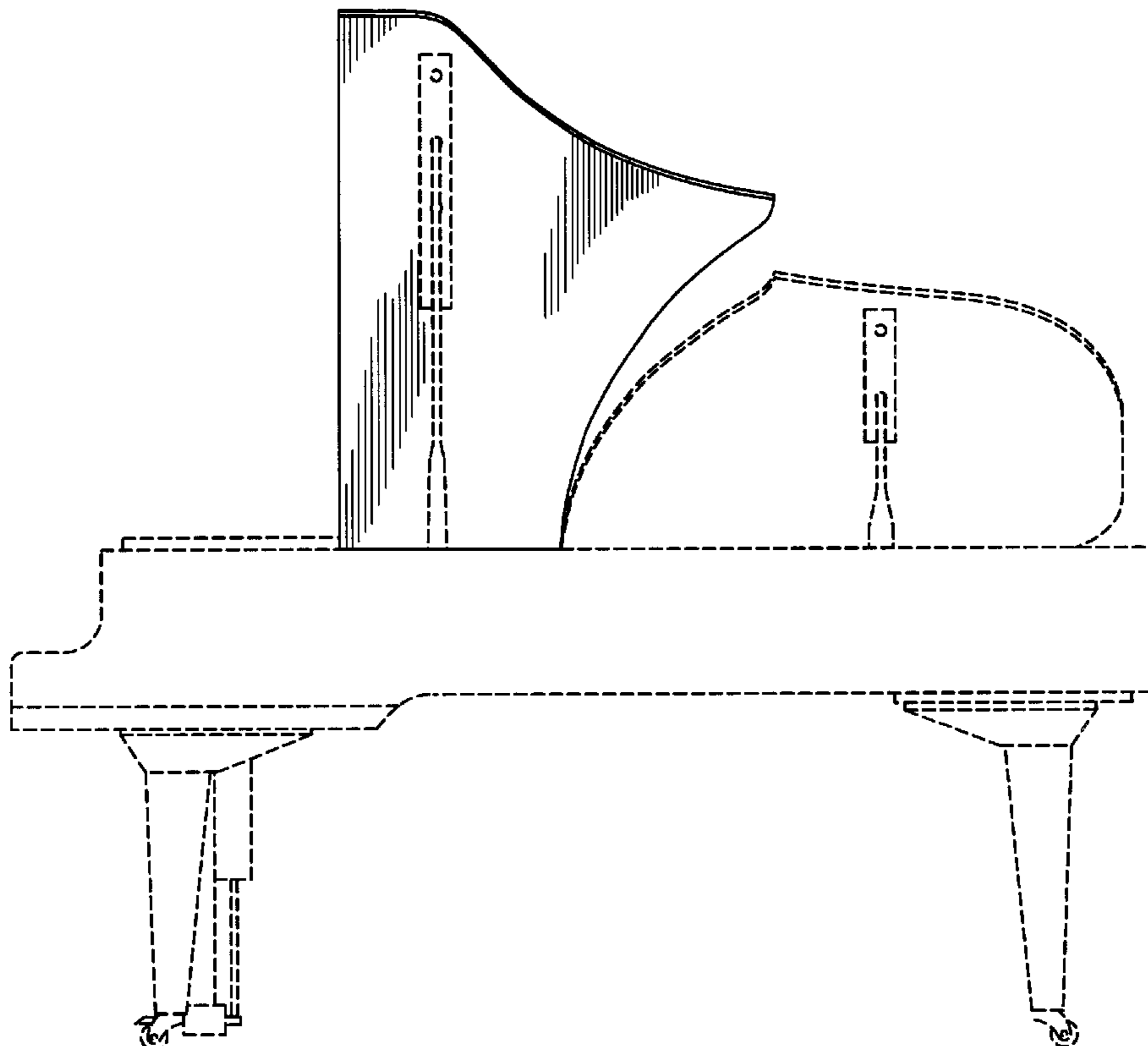
FIG. 5 is left-side view thereof;

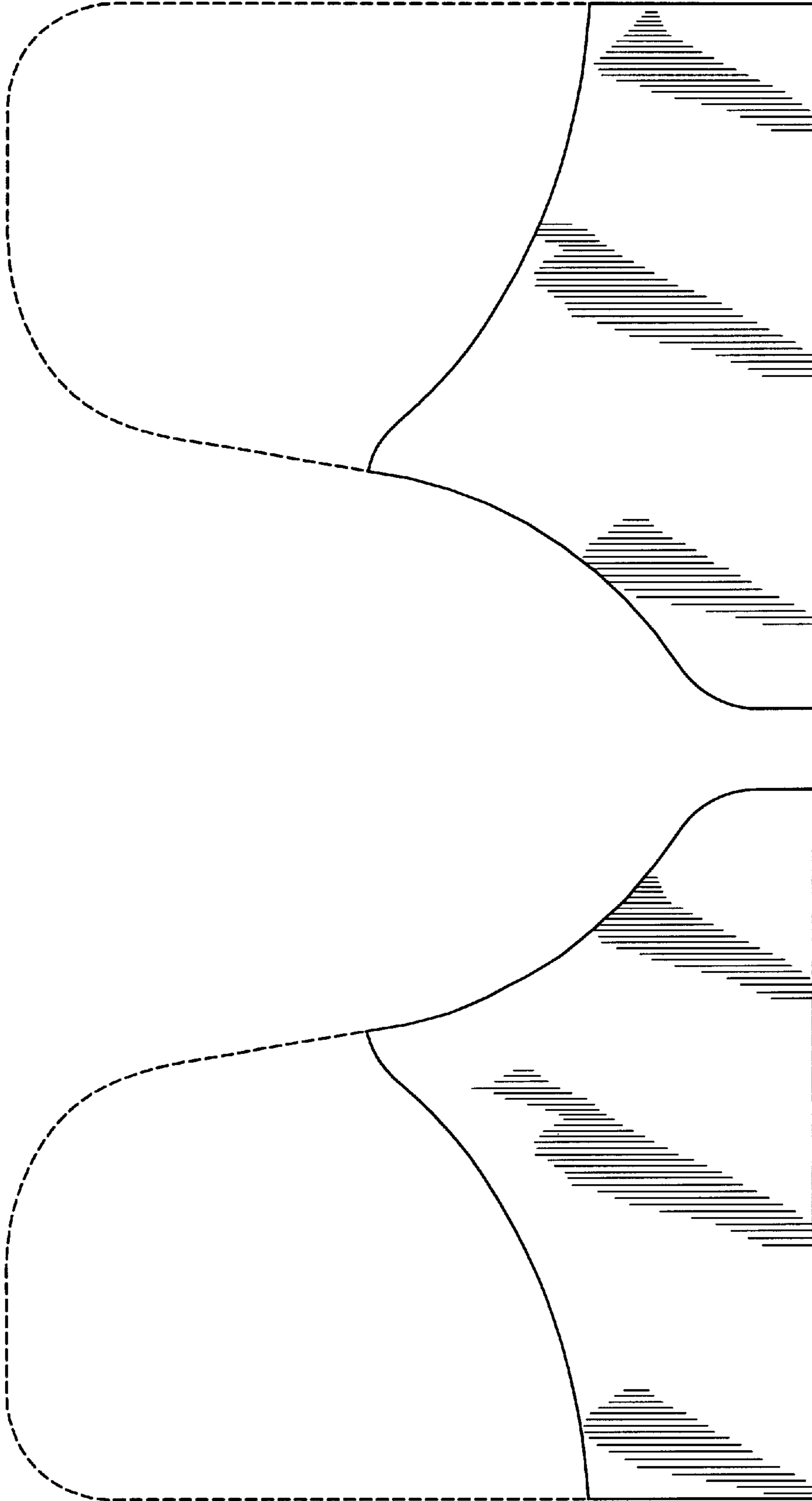
FIG. 6 is a right-side view thereof; and,

FIG. 7 is a perspective view of the piano roof plate.

The broken lines in the drawings are to illustrate environment only and form no part of the claimed design.

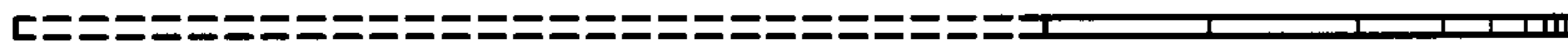
**1 Claim, 3 Drawing Sheets**





**FIG. 2**

**FIG. 1**



***FIG. 3***



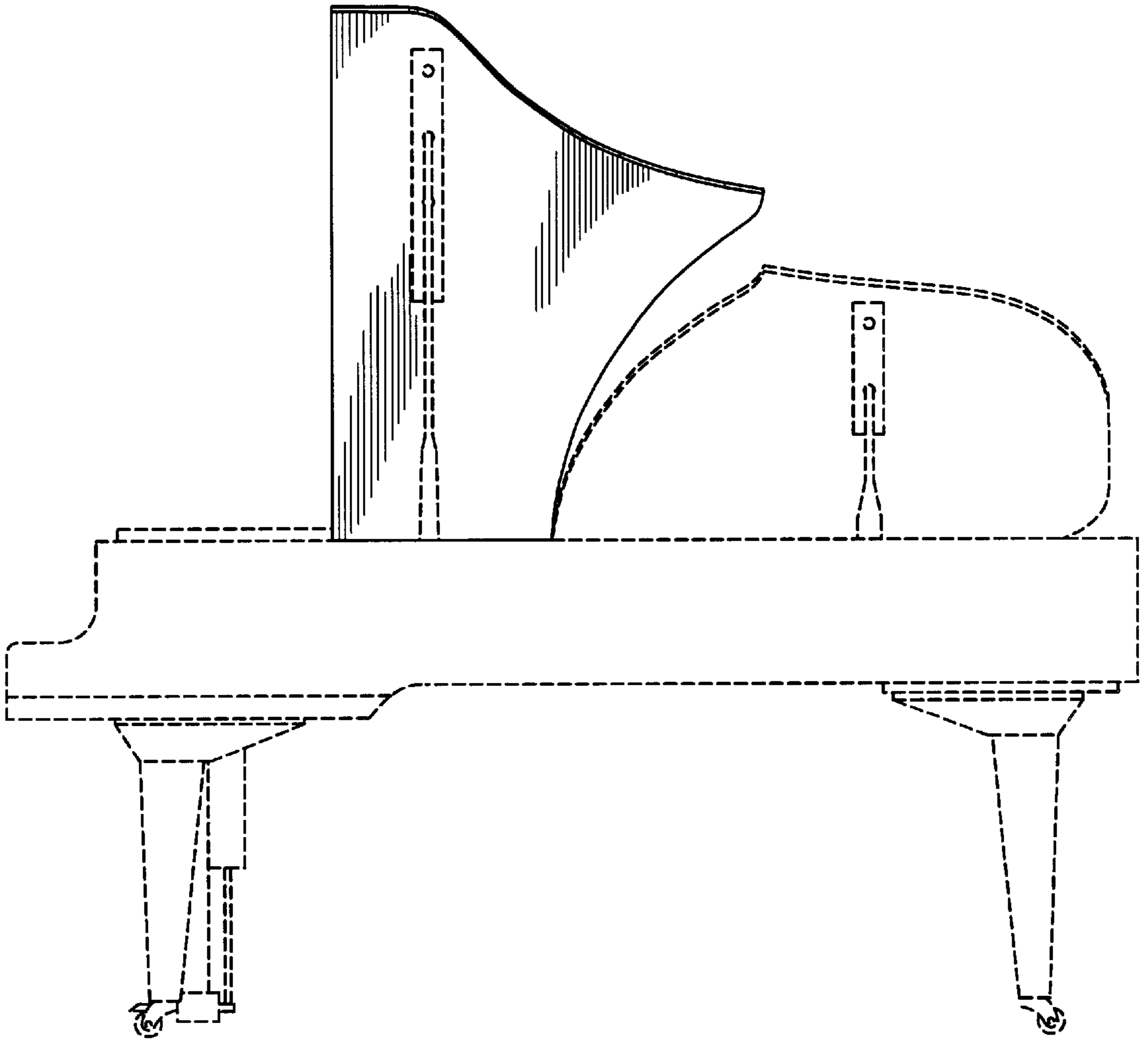
***FIG. 4***



***FIG. 5***



***FIG. 6***



**FIG. 7**