



US00D469451S

(12) **United States Design Patent**
Wanat et al.

(10) **Patent No.:** **US D469,451 S**

(45) **Date of Patent:** **** Jan. 28, 2003**

(54) **ICE CREAM MAKER**

(75) Inventors: **David J. Wanat**, Meriden, CT (US);
Devin Lee Moore, Decatur, GA (US);
John Shears White, Wayne, PA (US);
Matthew Louis Rivera, Smyrna, GA (US)

(73) Assignee: **Conair CIP, Inc.**, Stamford, CT (US)

(**) Term: **14 Years**

(21) Appl. No.: **29/153,620**

(22) Filed: **Jan. 11, 2002**

(51) **LOC (7) Cl.** **15-07**

(52) **U.S. Cl.** **D15/82**

(58) **Field of Search** D15/82; 62/340-344,
62/371, 374, 375; 99/348

(56) **References Cited**

U.S. PATENT DOCUMENTS

D254,972 S * 5/1980 Rakocy D15/82

5,022,315 A * 6/1991 Bertram et al. 99/348

D323,513 S * 1/1992 van Asten D15/82

D456,031 S * 4/2002 Smith D15/82

* cited by examiner

Primary Examiner—Mitchell Siegel

(74) *Attorney, Agent, or Firm*—Ohlandt, Greeley, Ruggiero & Perle, LLP

(57) **CLAIM**

The ornamental design for the ice cream maker, as shown and described in the accompanying figures.

DESCRIPTION

FIG. 1 is a front view of the ice cream maker according to the present invention;

FIG. 2 is a rear view of the ice cream maker of FIG. 1;


FIG. 3 is a right side view of the ice cream maker of FIG. 1;

FIG. 4 is a left side view of the ice cream maker of FIG. 1;

FIG. 5 is a top view of the ice cream maker of FIG. 1; and,

FIG. 6 is a bottom view of the ice cream maker of FIG. 1.

1 Claim, 6 Drawing Sheets






FIG. 1




FIG. 2




FIG. 3




FIG. 4

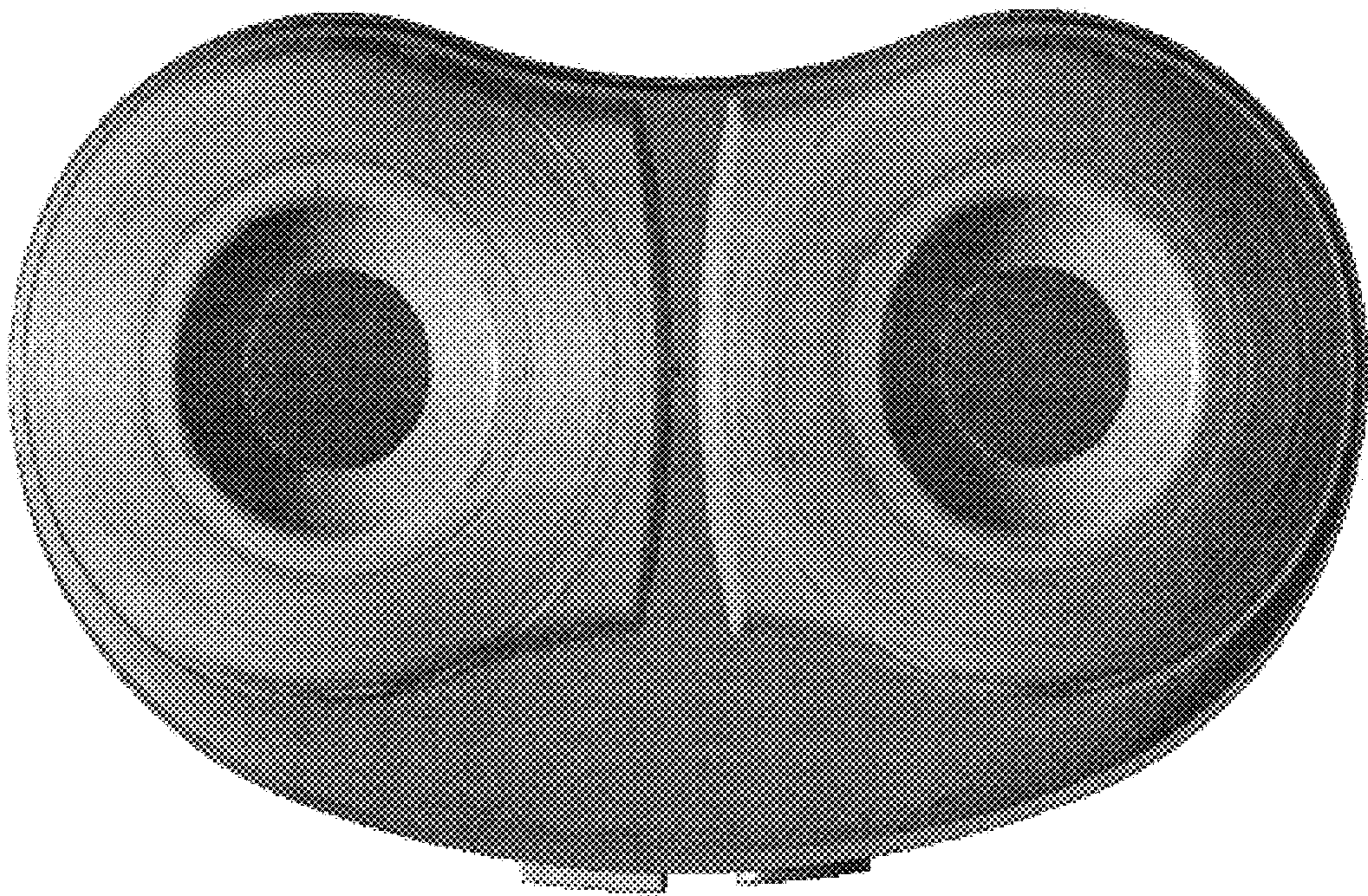


FIG. 5




FIG. 6