

US00D469422S

(12) **United States Design Patent**
Nguyen et al.

(10) **Patent No.:** **US D469,422 S**

(45) **Date of Patent:** **** Jan. 28, 2003**

(54) **WIRED COMMUNICATIONS EARPIECE**

(75) Inventors: **Thanh Quoc Nguyen**, Irving, TX (US);
Edward T. Norcott, Jr., Los Gatos, CA (US)

(73) Assignee: **SyberSay Communications Corporation**, San Jose, CA (US)

(**) Term: **14 Years**

(21) Appl. No.: **29/151,656**

(22) Filed: **Nov. 9, 2001**

(51) **LOC (7) Cl.** **14-01**

(52) **U.S. Cl.** **D14/205**

(58) **Field of Search** D14/223, 192,
D14/205, 206; D24/173, 174; 181/128,
129, 130, 131; 379/430, 431

(56) **References Cited**

U.S. PATENT DOCUMENTS

3,209,080	A	*	9/1965	Guttner et al.	381/330
4,335,281	A	*	6/1982	Scott et al.	379/430
D309,305	S	*	7/1990	Von Hall	D14/225
D395,653	S	*	6/1998	Read et al.	D14/142
D421,755	S	*	3/2000	Pitel	D14/240
D445,415	S	*	7/2001	Jaakkola	D14/223
D447,743	S	*	9/2001	Ma	D14/223

* cited by examiner

Primary Examiner—Paula A. Mortimer
(74) *Attorney, Agent, or Firm*—Henneman & Saunders;
Larry E. Henneman, Jr.

(57) **CLAIM**

We claim the ornamental design for a wired communications earpiece, as shown.

DESCRIPTION

FIG. 1 is a perspective view of a wired communications earpiece, according to the present invention;

FIG. 2 is a front view of the wired communications earpiece of FIG. 1;

FIG. 3 is a side view of the wired communications earpiece of FIG. 1;

FIG. 4 is a rear view of the wired communications earpiece of FIG. 1;

FIG. 5 is an opposite side view of the wired communications earpiece of FIG. 1;

FIG. 6 is a top view of the wired communications earpiece of FIG. 1; and,

FIG. 7 is a bottom view of the wired communications earpiece of FIG. 1.

The broken line showing of the cord in FIGS. 1, 2, 3, 4, 5, and 7 is for illustrative purposes only and forms no part of the claimed design.

1 Claim, 2 Drawing Sheets

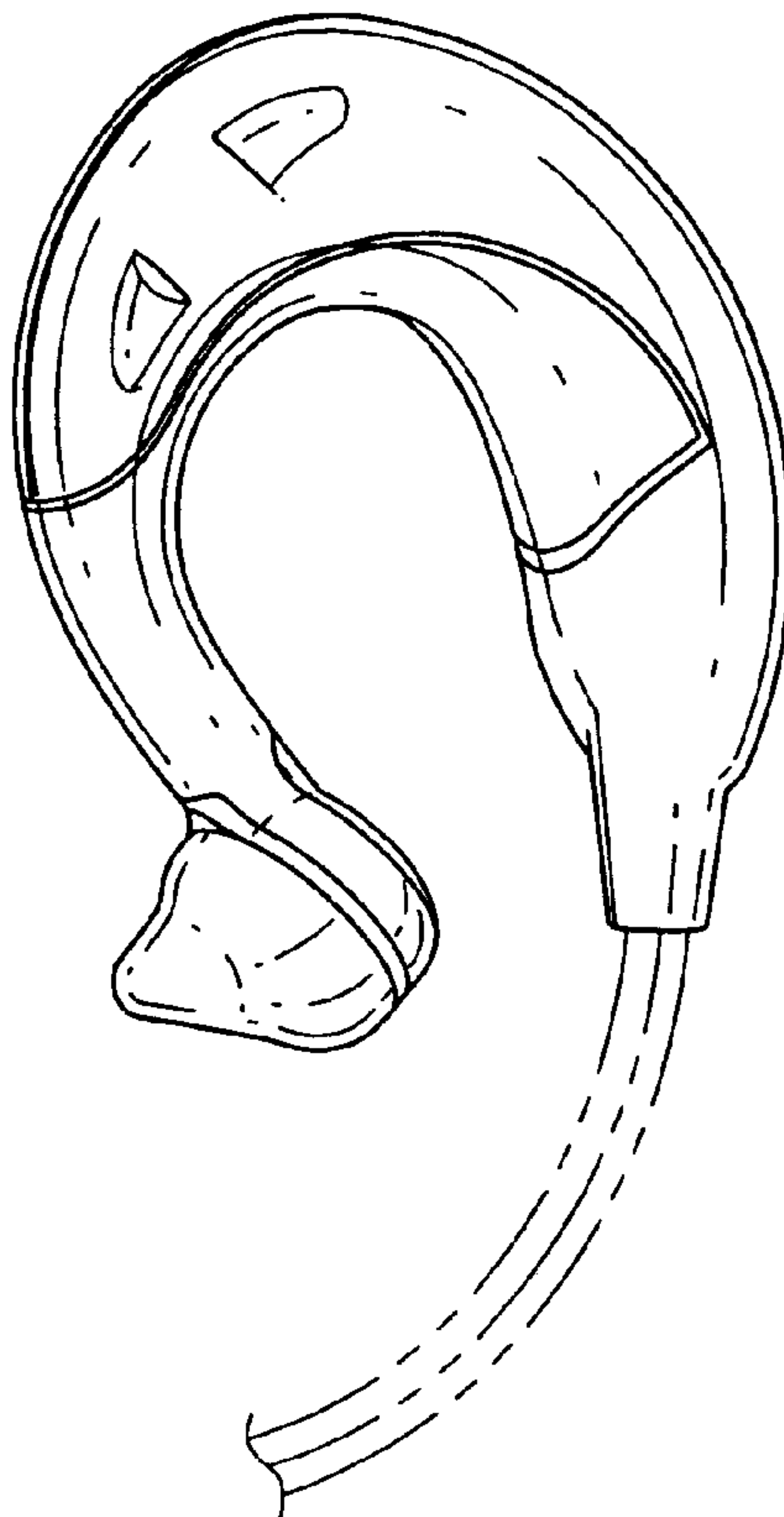


FIG. 1

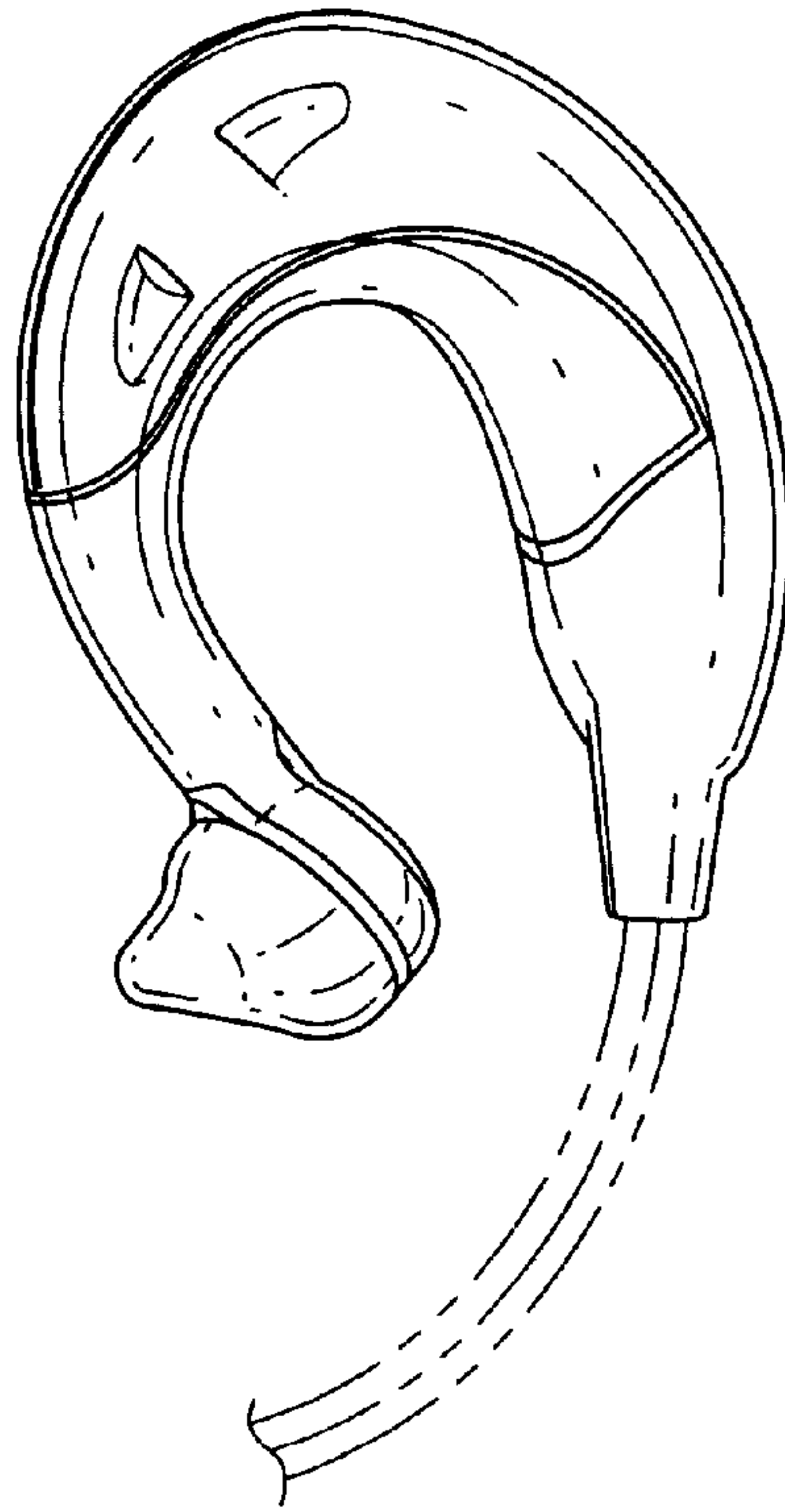


FIG. 2




FIG. 3

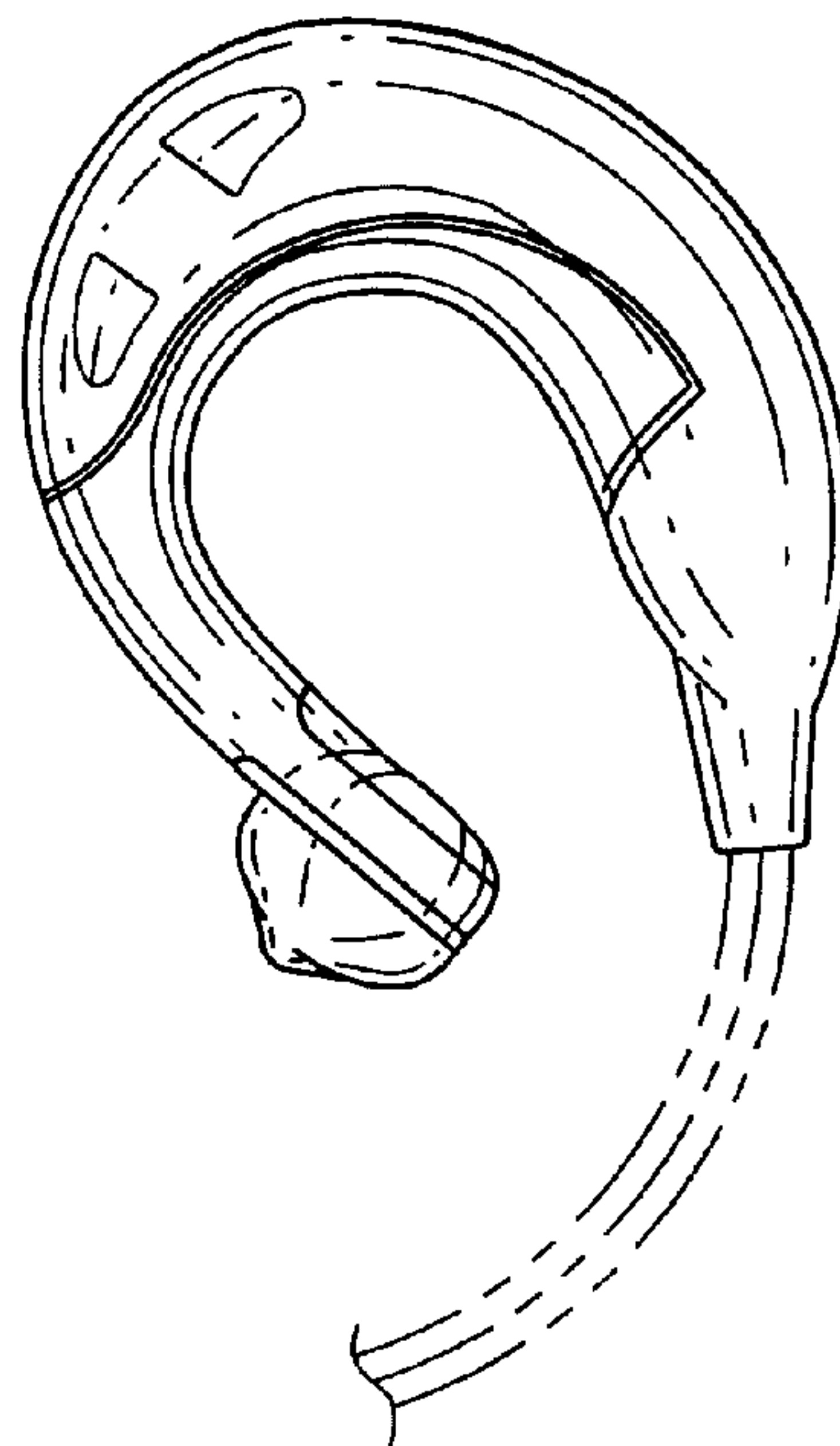


FIG. 4

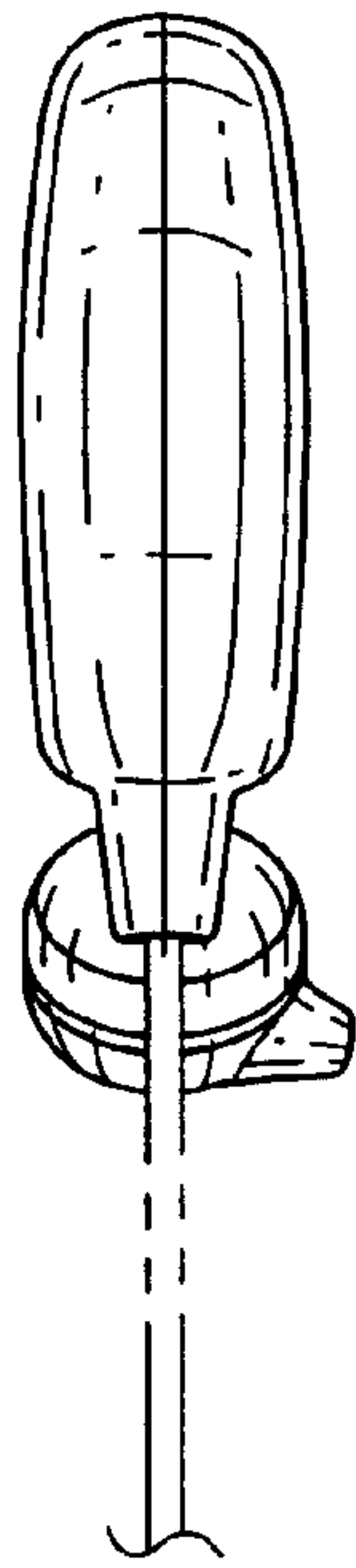


FIG. 5

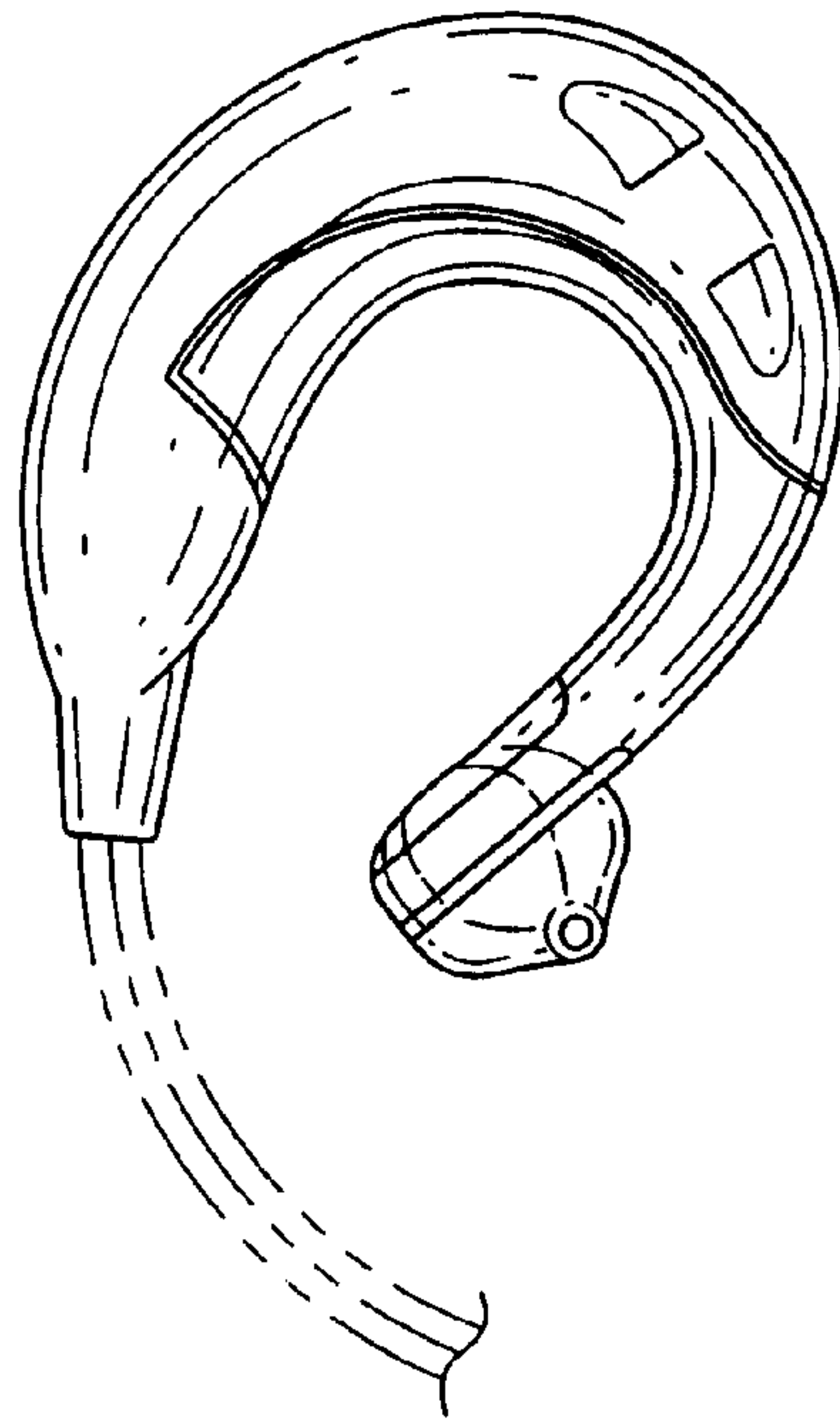


FIG. 6




FIG. 7

