



US00D469415S

(12) **United States Design Patent** (10) **Patent No.:** **US D469,415 S**
Nam (45) **Date of Patent:** **** Jan. 28, 2003**

(54) **MOBILE PHONE**

(75) Inventor: **Jin-Woo Nam**, Seoul (KR)

(73) Assignee: **Modottel Co., Ltd.**, Seoul (KR)

(**) Term: **14 Years**

(21) Appl. No.: **29/159,293**

(22) Filed: **Apr. 19, 2002**

(51) **LOC (7) Cl.** **14-03**

(52) **U.S. Cl.** **D14/138**

(58) **Field of Search** D14/137, 138,
D14/218, 147-148, 247-248, 144, 341-347;
379/433.01-433.13, 419, 434, 428.01-428.04,
420.01-420.04, 440; 455/550-575, 90

(56) **References Cited**

U.S. PATENT DOCUMENTS

D353,809 S	*	12/1994	Nuovo et al.	D14/138
D390,509 S	*	2/1998	Antzinas et al.	D14/138
D408,396 S	*	4/1999	Tyneski et al.	D14/137
D408,400 S	*	4/1999	Dalby et al.	D14/138
D412,902 S	*	8/1999	Collins et al.	D14/138
D420,351 S	*	2/2000	Waldner	D14/138
D421,435 S	*	3/2000	Haase et al.	D14/137
D422,585 S	*	4/2000	Ng et al.	D14/137
D430,858 S	*	9/2000	Nakahara et al.	D14/138
D433,017 S	*	10/2000	Martinez	D14/346
D434,017 S	*	11/2000	Warren et al.	D14/138
D435,027 S	*	12/2000	Wolf et al.	D14/138
D438,230 S	*	3/2001	Braxton et al.	D14/138
D439,573 S	*	3/2001	DeLeon	D14/138
D442,930 S	*	5/2001	Nguyen et al.	D14/138
D451,079 S	*	11/2001	Ali	D14/138
D455,726 S	*	4/2002	Kolinen	D14/138
D458,912 S	*	6/2002	DeLeon	D14/138
D459,324 S	*	6/2002	Ahlgren	D14/138

D459,327 S	*	6/2002	Ali	D14/138
D460,057 S	*	7/2002	Hunt	D14/138
2001/0022839 A1	*	9/2001	Ishigaki	379/43.04
2001/0053692 A1	*	12/2001	Ito et al.	455/566 X
2002/0065054 A1	*	5/2002	Humphrey's et al.	455/90

FOREIGN PATENT DOCUMENTS

JP	913996	*	11/1994
NO	950502	*	7/1995

OTHER PUBLICATIONS

Mobile Office, p. 70, Mar. 1996, CT-352 from RadioShack.*

Mobile Computing and Communications, p. 55, Dec. 1997, Nortel Handset.*

Mobile Computing and Communications, p. 65, Jan. 2001, Sprint PCS Handset.*

* cited by examiner

Primary Examiner—Jeffrey Asch

(74) *Attorney, Agent, or Firm*—Jacobson Holman PLLC

(57) **CLAIM**

The ornamental design for the mobile phone, as shown and described.

DESCRIPTION

FIG. 1 is a perspective view of the mobile phone according to my invention;

FIG. 2 is a front elevational view thereof;

FIG. 3 is a rear elevational view thereof;

FIG. 4 is a left side elevational view thereof;

FIG. 5 is a right side elevational view thereof;

FIG. 6 is a top plan view thereof; and,

FIG. 7 is a bottom plan view thereof.

1 Claim, 7 Drawing Sheets

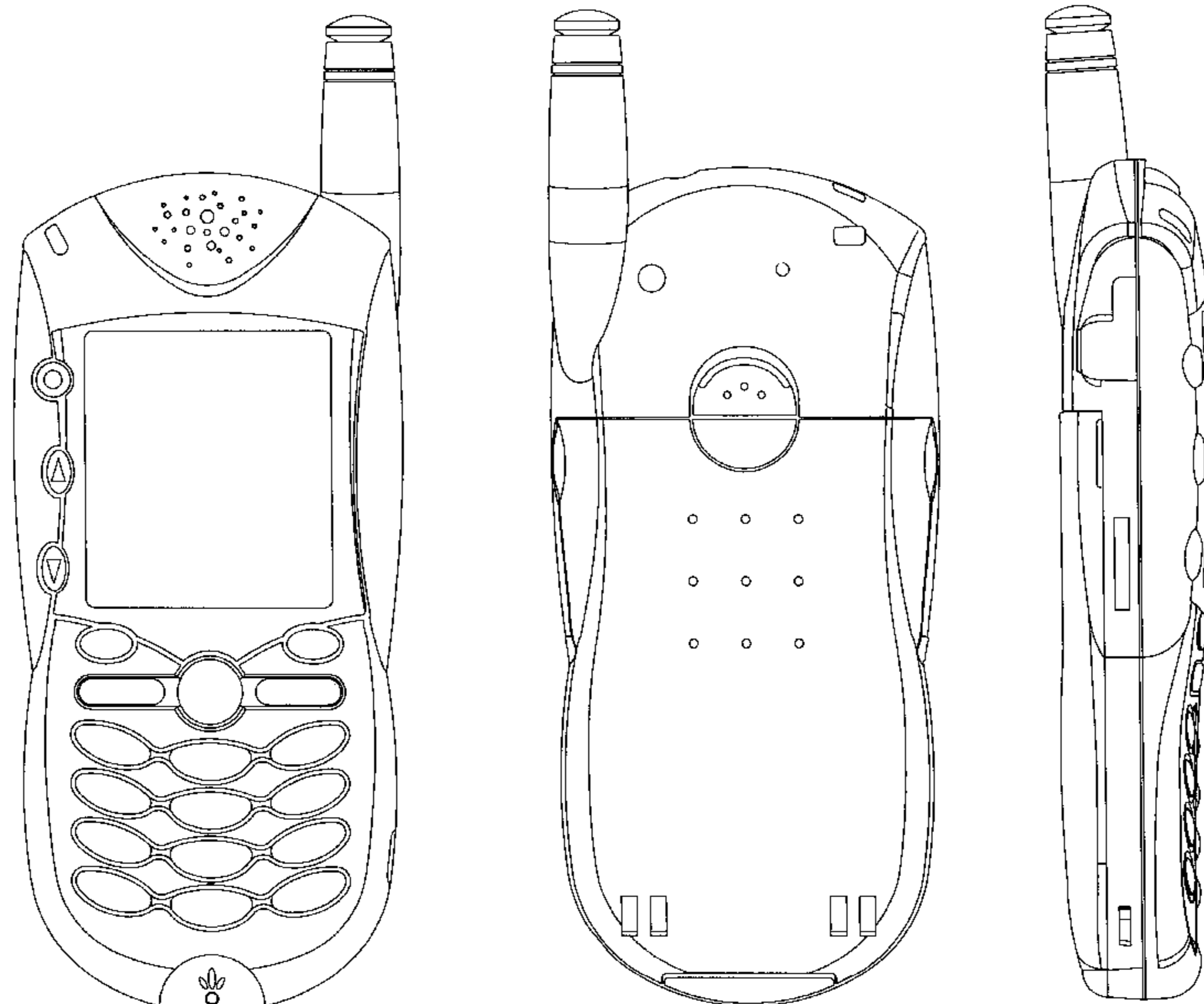


FIG. 1

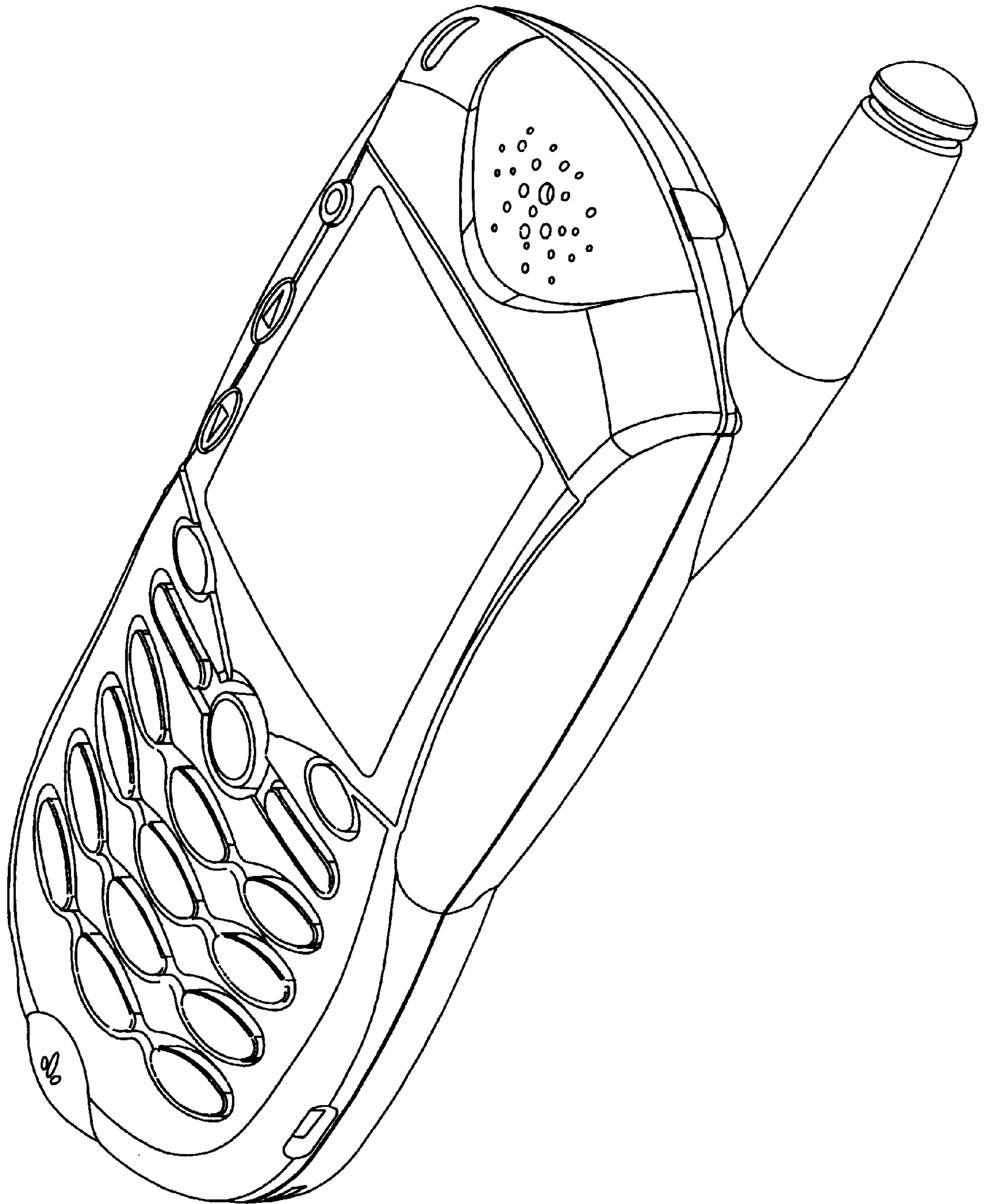

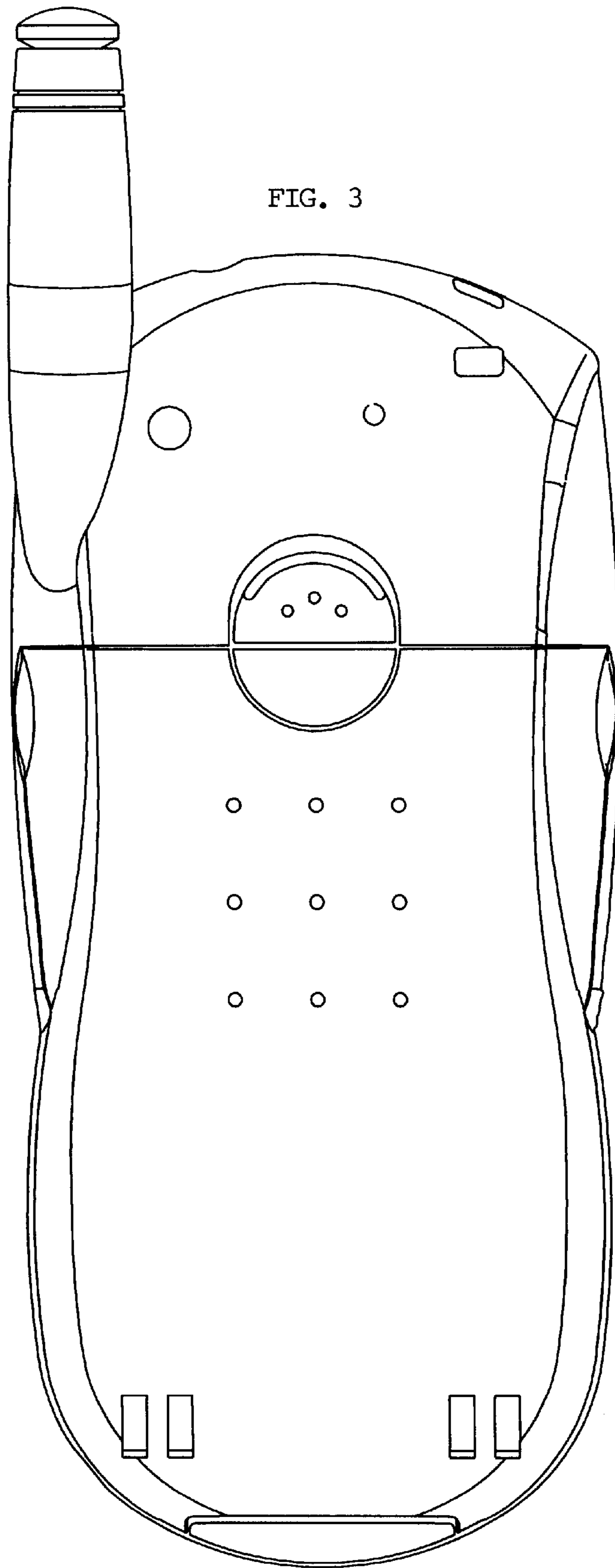


FIG. 2





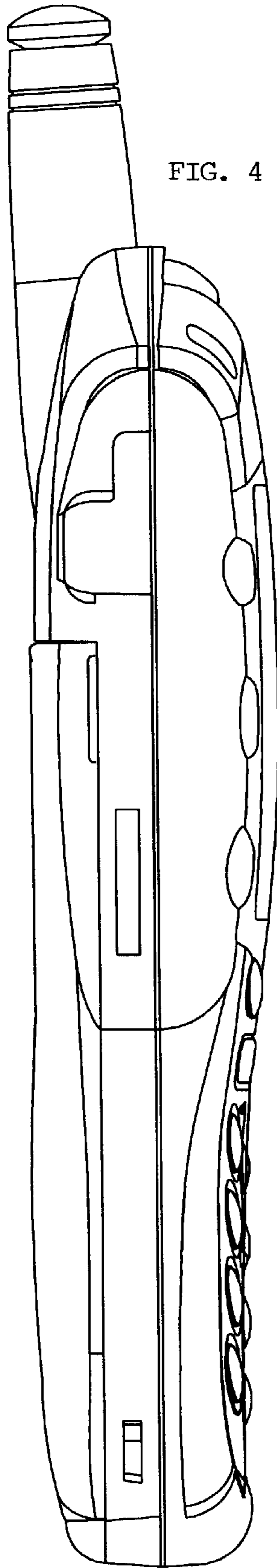


FIG. 4

FIG. 5

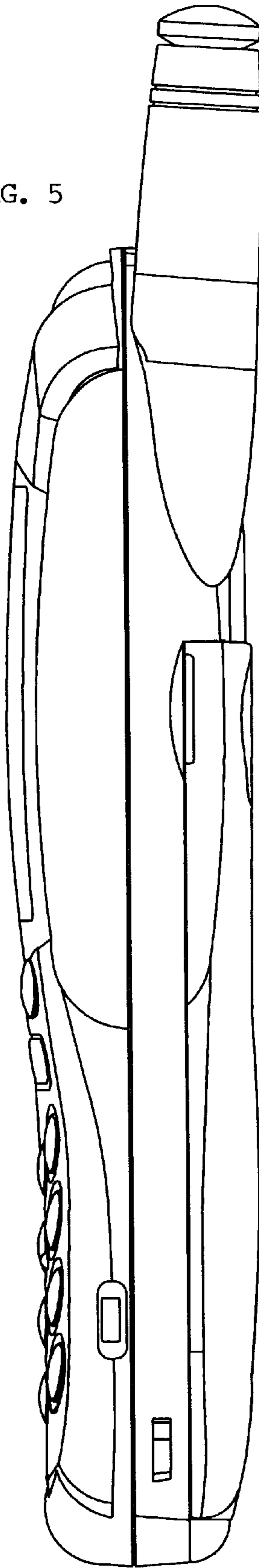


FIG. 6

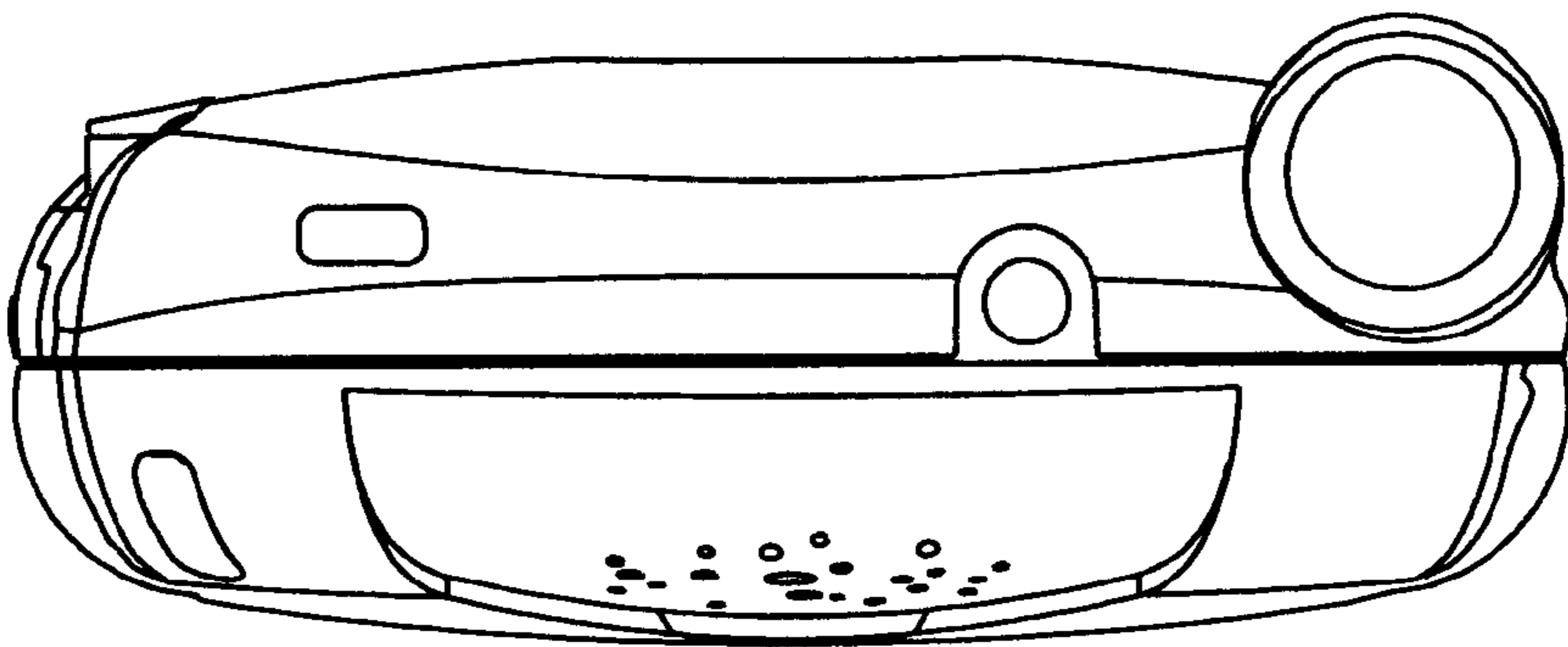


FIG. 7

