



US00D469396S

(12) **United States Design Patent**  
**Hutson et al.**

(10) **Patent No.: US D469,396 S**

(45) **Date of Patent: \*\* \*Jan. 28, 2003**

(54) **TIRE TREAD**

(75) Inventors: **David Dean Hutson**, Akron, OH (US);  
**Daniel Thomas Murphy**, Mogadore,  
OH (US); **Marc Christopher Nowacki**,  
Uniontown, OH (US); **Andrew Arpad**  
**Kunos**, Kent, OH (US)

(73) Assignee: **The Goodyear Tire & Rubber**  
**Company**, Akron, OH (US)

(\* ) Notice: This patent is subject to a terminal dis-  
claimer.

(\*\* ) Term: **14 Years**

(21) Appl. No.: **29/144,186**

(22) Filed: **Jun. 27, 2001**

(51) **LOC (7) Cl.** ..... **12-15**

(52) **U.S. Cl.** ..... **D12/520**

(58) **Field of Search** ..... D12/505, 519,  
D12/520, 521, 522, 523, 551, 552, 553,  
554, 555, 586, 587, 588, 589, 590, 591;  
152/209.1, 209.8, 209.9, 209.13, 209.18,  
209.25, 209.28, 455

(56) **References Cited**

**U.S. PATENT DOCUMENTS**

5,407,005 A \* 4/1995 Consolacion et al. .... 152/209.9

D380,998 S \* 7/1997 Lissan et al. .... D12/588  
D418,785 S \* 1/2000 Lovell et al. .... D12/521  
D419,115 S \* 1/2000 Weber et al. .... D12/588  
D426,178 S \* 6/2000 Weber et al. .... D12/588  
D439,870 S \* 4/2001 Lovell et al. .... D12/519

\* cited by examiner

*Primary Examiner*—Robert M. Spear

(74) *Attorney, Agent, or Firm*—David L. King

(57) **CLAIM**

The ornamental Design for a tire tread, as shown and  
described.

**DESCRIPTION**

FIG. 1 is a perspective view of a tire tread showing our new  
design, it being understood that the pattern repeats uni-  
formly throughout the circumference of the tread;

FIG. 2 is a front elevational view thereof;

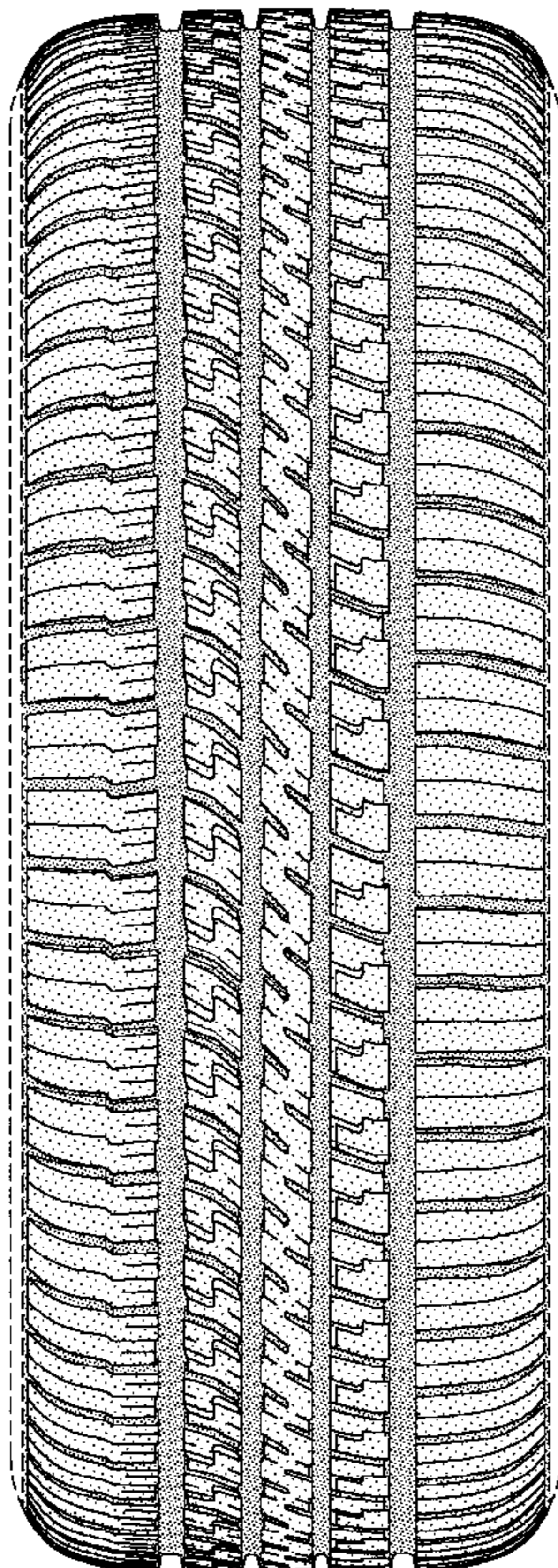
FIG. 3 is a side elevational view thereof;

FIG. 4 is a side elevational view thereof; and,

FIG. 5 is an enlarged fragmentary perspective view.

In the drawings, the broken lines defining the sidewall and  
inner bead of the tire and the peripheral boundary between  
the tire tread and the sidewall are for illustrative purposes  
only and form no part of the claimed design.

**1 Claim, 5 Drawing Sheets**



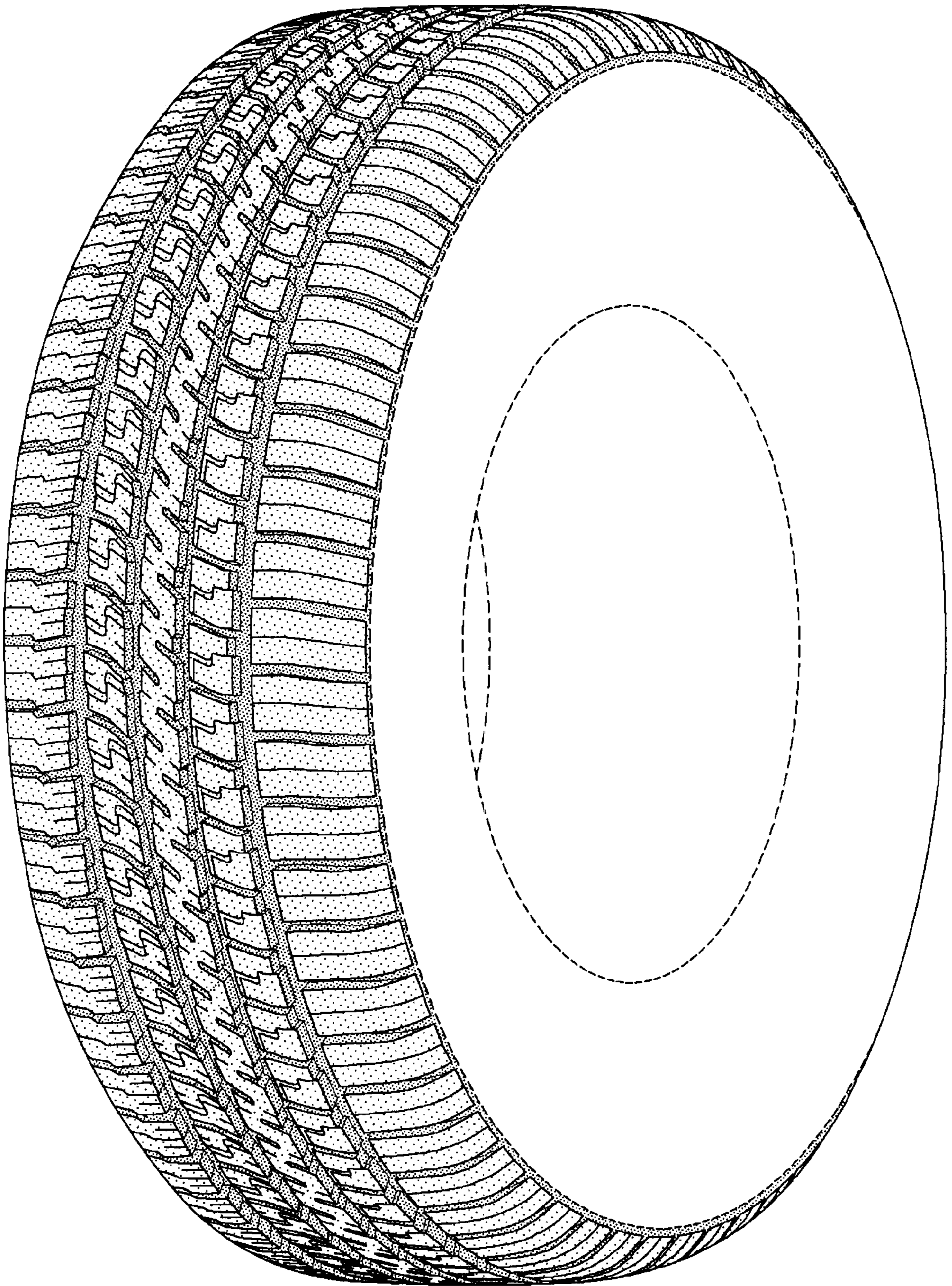


FIG-1

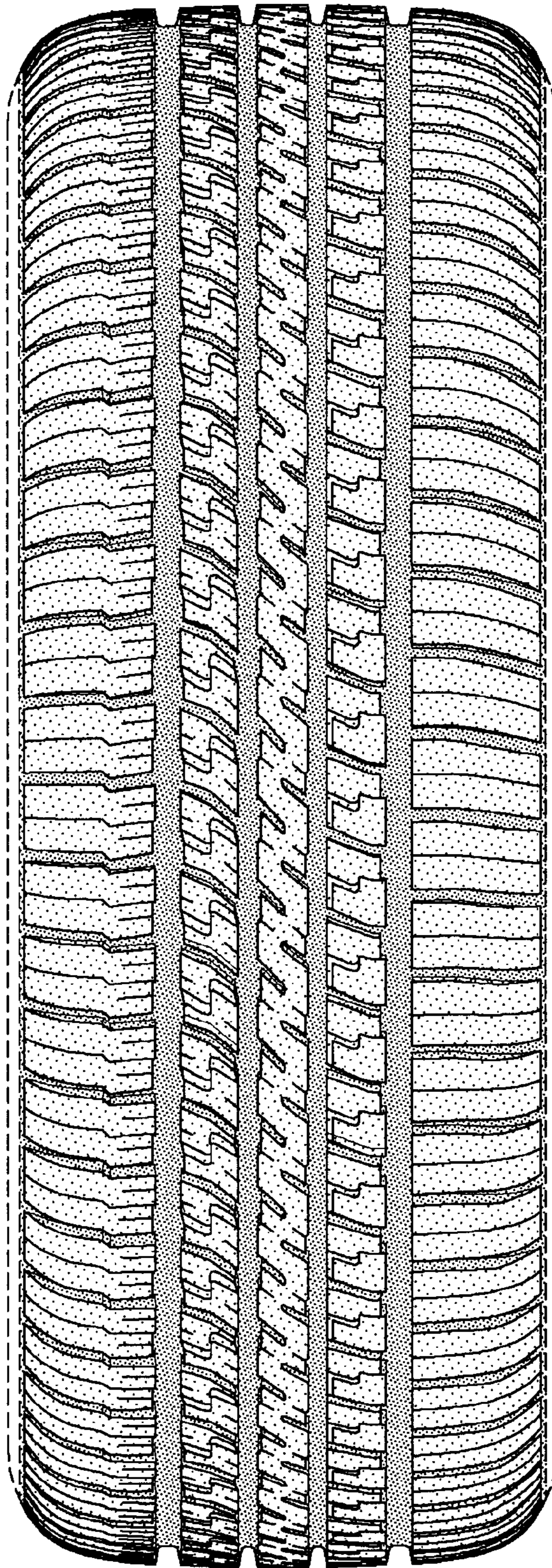


FIG-2

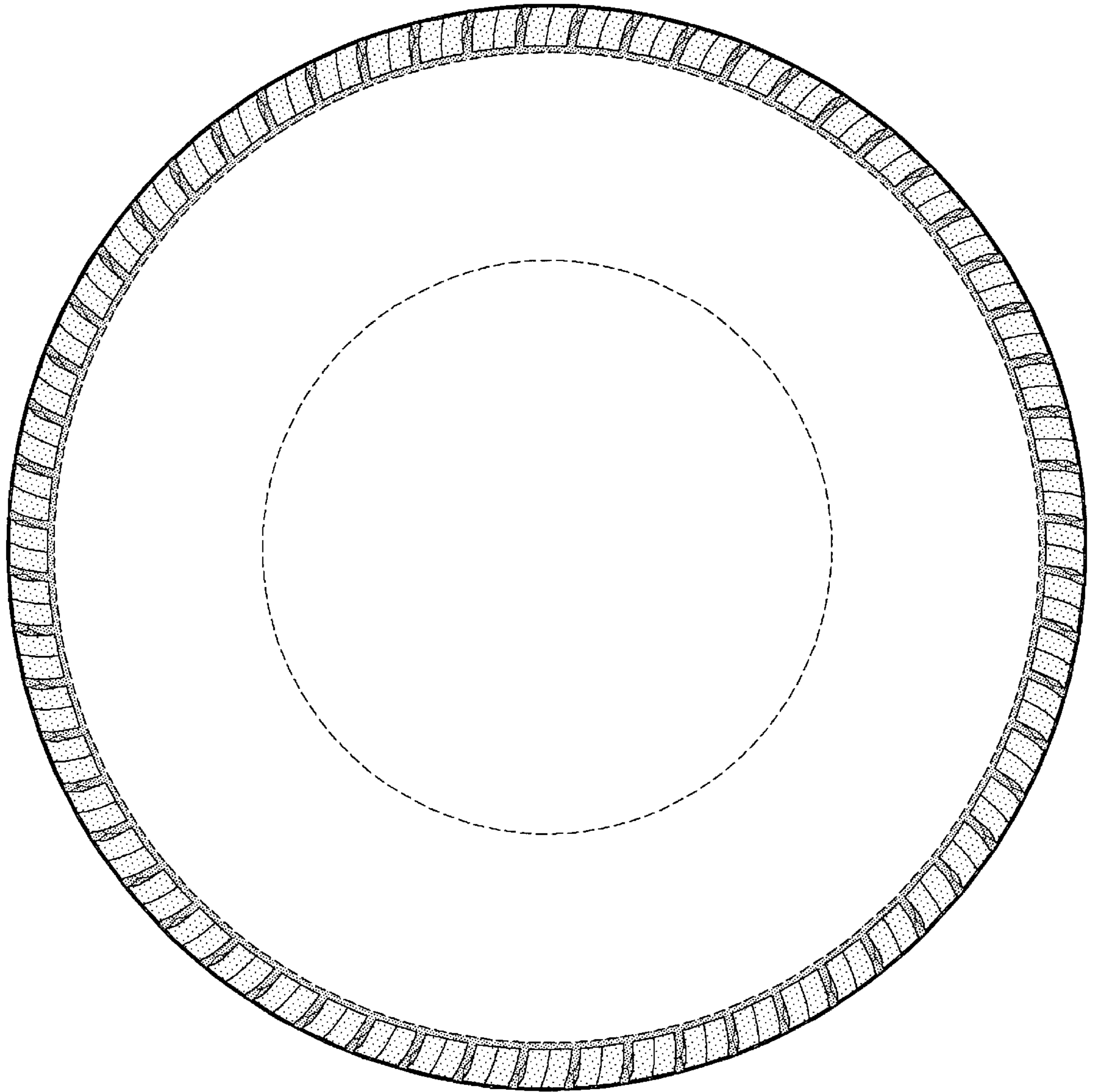


FIG-3

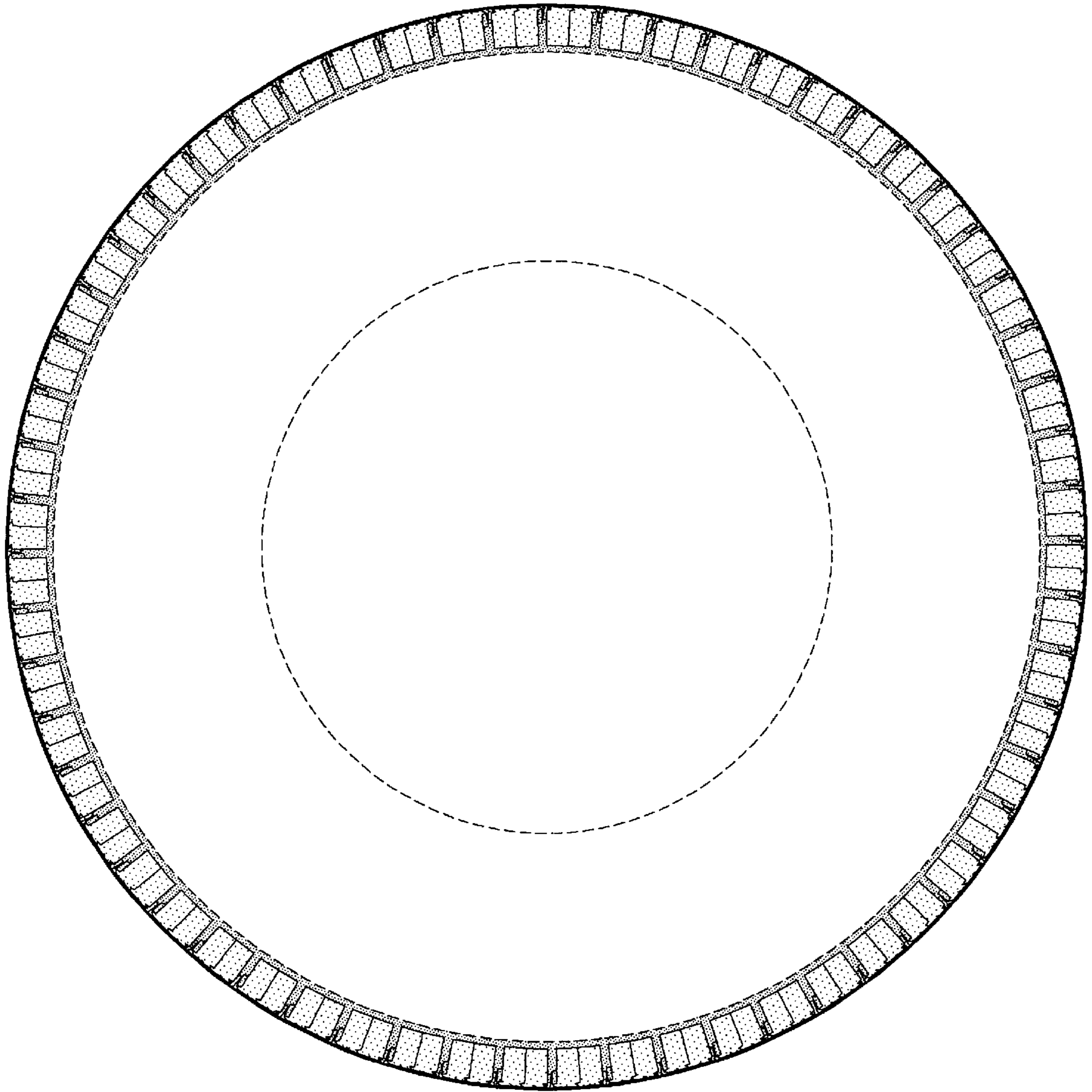


FIG-4

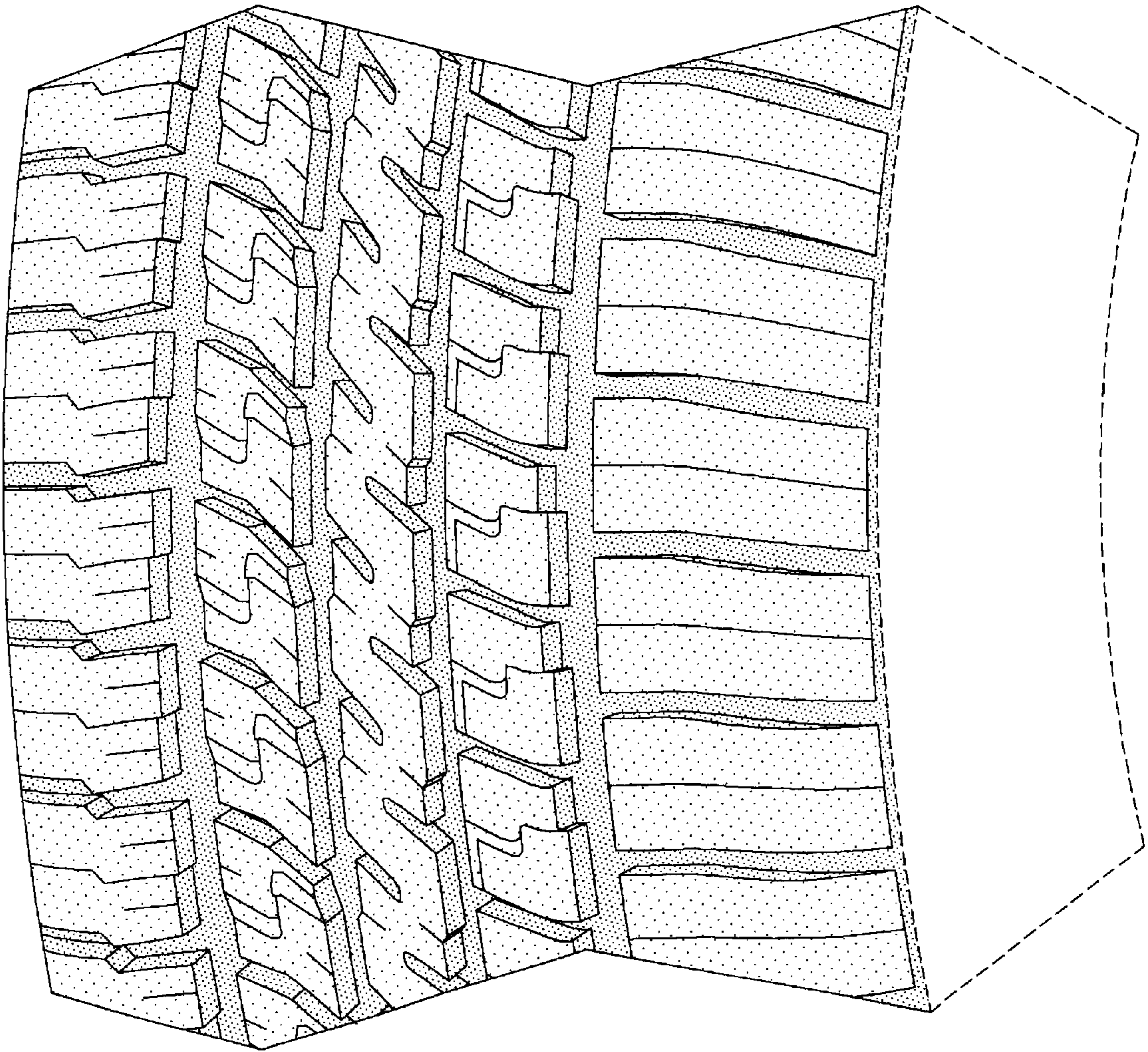


FIG-5