



US00D469393S

(12) **United States Design Patent**
Schlachter

(10) **Patent No.:** **US D469,393 S**

(45) **Date of Patent:** **** Jan. 28, 2003**

(54) **VEHICLE REAR END CONFIGURATION**

(75) Inventor: **Mark David Schlachter**, Covington, KY (US)

(73) Assignee: **Dean's Dream, Ltd.**, Cincinnati, OH (US)

(**) Term: **14 Years**

(21) Appl. No.: **29/154,324**

(22) Filed: **Jan. 24, 2002**

Related U.S. Application Data

(63) Continuation-in-part of application No. 29/144,371, filed on Jun. 29, 2001.

(51) **LOC (7) Cl.** **12-16**

(52) **U.S. Cl.** **D12/196**

(58) **Field of Search** D12/196, 90-92,
D12/164; 296/185

(56) **References Cited**

U.S. PATENT DOCUMENTS

D401,890 S 12/1998 Larson et al. D12/91
D435,815 S 1/2001 Larson D12/169

D435,817 S 1/2001 Lai D12/181
D436,061 S 1/2001 Möbius et al. D12/92
D437,812 S 2/2001 Lai D12/169
D438,145 S 2/2001 Hatter D12/92
D438,146 S 2/2001 Larson D12/107
D438,497 S 3/2001 Yokomaku D12/190
D449,254 S 10/2001 Larson D12/92
D455,382 S * 4/2002 Gallitzendoerfer et al. D12/196

* cited by examiner

Primary Examiner—Melody N. Brown

(74) *Attorney, Agent, or Firm*—Wood, Herron & Evans L.L.P.


(57) **CLAIM**

The ornamental design for a vehicle rear end configuration, as shown and described.

DESCRIPTION

FIG. 1 is a perspective view from the left side of a vehicle rear end surface configuration showing my design.
FIG. 2 is a rear elevational view thereof.
FIG. 3 is a top view thereof.
FIG. 4 is a left side view thereof.
FIG. 5 is a rear perspective view thereof; and,
FIG. 6 is a right side view thereof.

1 Claim, 3 Drawing Sheets






FIG. 1




FIG. 2




FIG. 3




FIG. 4




FIG. 5




FIG. 6