



US00D469392S

(12) **United States Design Patent**
Ohm et al.

(10) **Patent No.:** **US D469,392 S**

(45) **Date of Patent:** **** Jan. 28, 2003**

(54) **LICENSE PLATE FRAME**

(75) Inventors: **Patrick L. Ohm**, Mesa, AZ (US); **Eric Proudfit**, Mesa, AZ (US)

(73) Assignee: **Bell Automotive Products, Inc.**, Scottsdale, AZ (US)

(**) Term: **14 Years**

(21) Appl. No.: **29/160,733**

(22) Filed: **May 15, 2002**

(51) **LOC (7) Cl.** **12-16**

(52) **U.S. Cl.** **D12/193**

(58) **Field of Search** D12/193; D6/300-303, D6/310-314; 40/200-203, 207-216

(56) **References Cited**

U.S. PATENT DOCUMENTS

D331,217 S	11/1992	Spencer	D12/193
D335,117 S	4/1993	Spencer	D12/193
D346,578 S	5/1994	Corey	D12/193
D348,425 S	7/1994	Leu	D12/193
D366,236 S	* 1/1996	Chu	D12/193
D375,072 S	10/1996	Chiou	D12/193
D377,926 S	2/1997	Kheyfets	D12/193

D381,003 S	7/1997	Chiou	D12/193
D397,074 S	* 8/1998	Wang	D12/193
D397,075 S	8/1998	Spencer	D12/193
D412,147 S	* 7/1999	Steinhagen	D12/193
D440,928 S	4/2001	Hussaini et al.	D12/193
D441,334 S	5/2001	Hussaini et al.	D12/193
D441,335 S	5/2001	Hussaini et al.	D12/193
D442,130 S	5/2001	Hussaini et al.	D12/193
D446,759 S	8/2001	Leu	D12/193

* cited by examiner

Primary Examiner—Stacia Cadmus

(74) *Attorney, Agent, or Firm*—Greenberg Traurig, P.C.

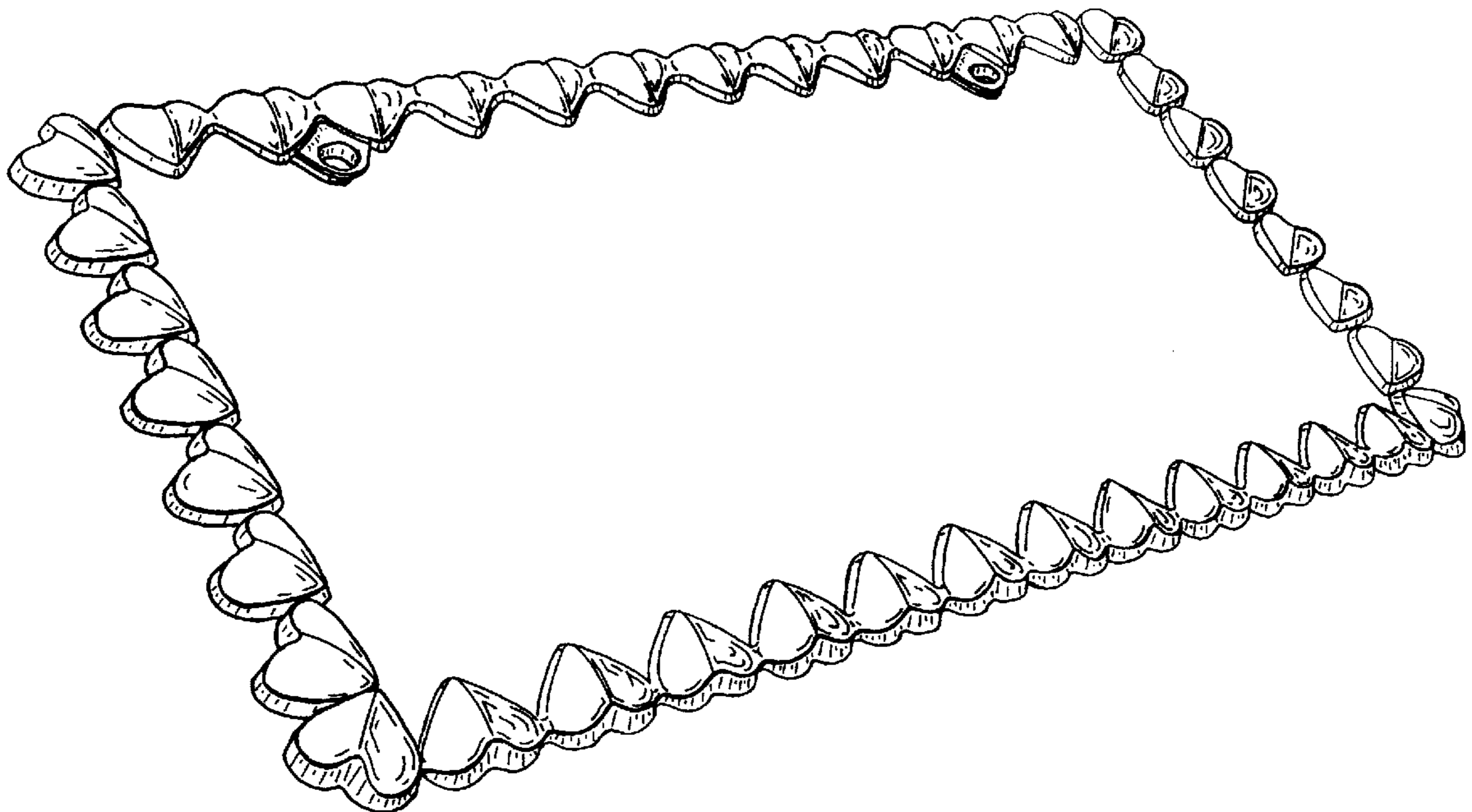
(57) **CLAIM**

The ornamental design for a license plate frame, as shown.

DESCRIPTION

FIG. 1 is a perspective view of the new license plate frame ornamental design;
FIG. 2 is a front plan view;
FIG. 3 is a bottom elevational view;
FIG. 4 is a right side elevational view;
FIG. 5 is a top elevational view;
FIG. 6 is a left side elevational view; and,
FIG. 7 is a rear plan view.

1 Claim, 2 Drawing Sheets




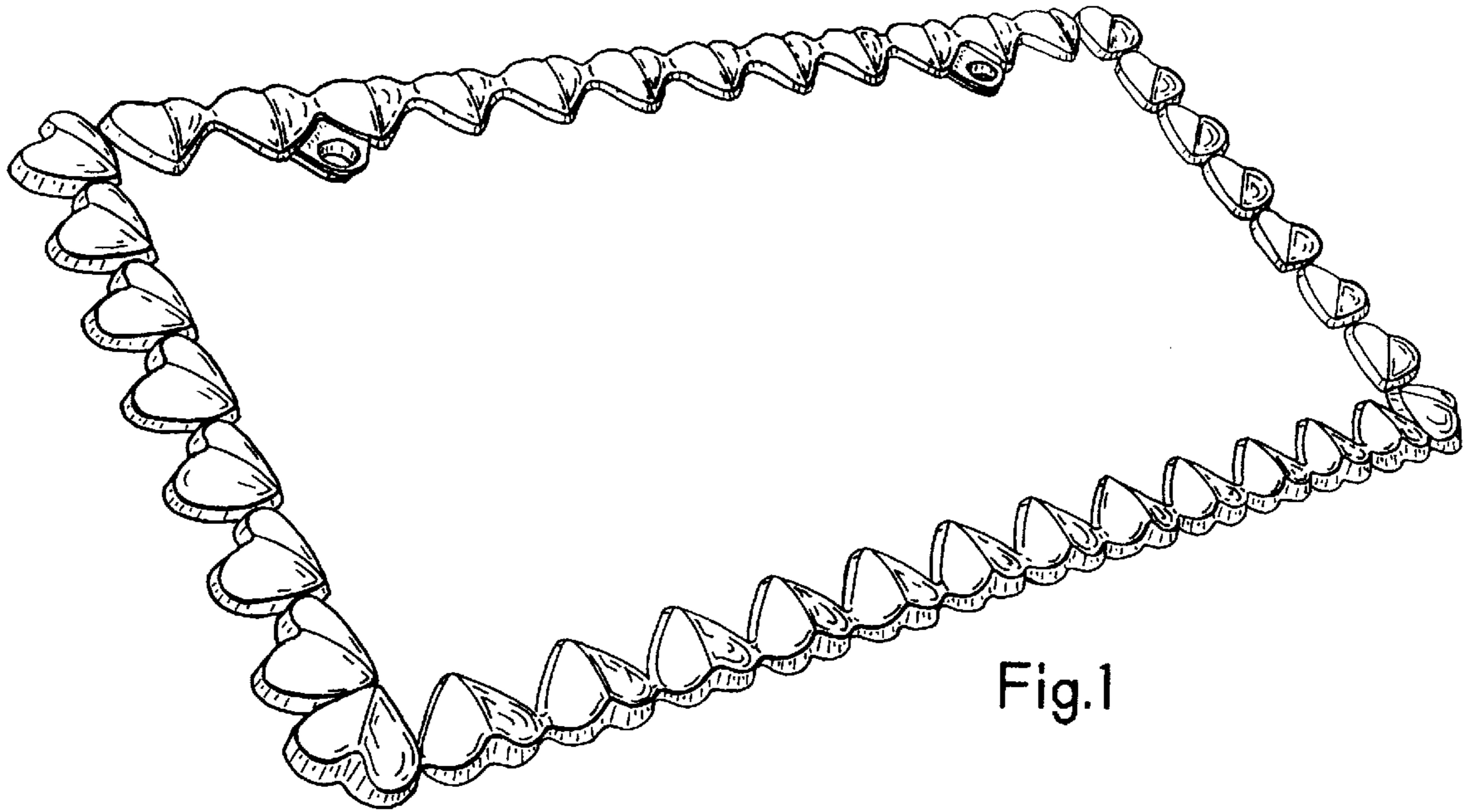


Fig. 2



Fig.3



Fig.4



Fig.5



Fig.6




Fig.7