



US00D469390S

(12) **United States Design Patent**  
**Newton**

(10) **Patent No.:** **US D469,390 S**

(45) **Date of Patent:** **\*\* Jan. 28, 2003**

(54) **VEHICLE REAR BUMPER**

(75) Inventor: **Raymond J. Newton**, Westminster, CA (US)

(73) Assignee: **Pteazer, Inc.**, Westminster, CA (US)

(\*\*) Term: **14 Years**

(21) Appl. No.: **29/142,508**

(22) Filed: **May 25, 2001**

(51) **LOC (7) Cl.** ..... **12-16**

(52) **U.S. Cl.** ..... **D12/169; D12/196**

(58) **Field of Search** ..... **D12/169, 196, D12/90-92; 296/180.1, 180.2; 293/102, 113, 115, 120**

(56) **References Cited**

**U.S. PATENT DOCUMENTS**

D427,955 S	*	7/2000	Sacco et al.	.....	D12/169
D440,191 S	*	4/2001	Pfeiffer et al.	.....	D12/169
D452,669 S	*	1/2002	Yokomaku	.....	D12/169
D452,670 S	*	1/2002	Ishii et al.	.....	D12/169

**OTHER PUBLICATIONS**

Brochure—*Chrysler 2001 PT Cruiser Accessories from Mopar*, © 2000 DaimlerChrysler Corporation.

\* cited by examiner

*Primary Examiner*—Melody N. Brown  
(74) *Attorney, Agent, or Firm*—Lyon & Lyon LLP

(57) **CLAIM**

The ornamental design for a vehicle rear bumper, substantially as shown and described.

**DESCRIPTION**

FIG. 1 is a perspective view of a vehicle rear bumper, it being understood the vehicle shown fitting the bumper is for illustrative purposes only and forms no part of the claimed design;

FIG. 2 is a front view of the first embodiment with no exhaust outlets;

FIG. 3 is a rear view of the first embodiment with no exhaust outlets;


FIG. 4 is a bottom view of the first embodiment with no exhaust outlets;

FIG. 5 is a front view of the vehicle rear bumper showing a second embodiment of my new design;

FIG. 6 is a rear view of the second embodiment with a single exhaust outlet; and,

FIG. 7 is a bottom view of the second embodiment with a single exhaust outlet.

**1 Claim, 3 Drawing Sheets**








FIG. 1




FIG. 2




FIG. 3





FIG. 4




FIG. 5




FIG. 6




FIG. 7