



US00D469386S

(12) **United States Design Patent**  
**Hanagan et al.**

(10) **Patent No.:** **US D469,386 S**

(45) **Date of Patent:** **\*\* Jan. 28, 2003**

(54) **PERSONAL VEHICLE**

(75) Inventors: **Michael W. Hanagan**, Monterey, CA  
(US); **Donald D. Varner**, Monterey, CA  
(US); **Vicente S. Zavala**, Hollister, CA  
(US)

(73) Assignee: **Corbin Pacific, Inc.**, Hollister, CA  
(US)

(\*\*) Term: **14 Years**

(21) Appl. No.: **29/156,447**

(22) Filed: **Feb. 28, 2002**

(51) **LOC (7) Cl.** ..... **12-08**

(52) **U.S. Cl.** ..... **D12/85**

(58) **Field of Search** ..... D12/85; 296/185;  
180/65.1

(56) **References Cited**

**U.S. PATENT DOCUMENTS**

404,688 A \* 1/1999 Hanagan et al. .... D12/85

D422,940 S \* 4/2000 Hanagan et al ..... D12/85

D424,979 S \* 5/2000 Hanagan et al. .... D12/85

449,018 A1 \* 10/2001 Musser ..... D12/85

\* cited by examiner

*Primary Examiner*—Melody N. Brown

(57) **CLAIM**

The ornamental design for a personal vehicle, as shown and described.

**DESCRIPTION**

FIG. 1 is a perspective view of a personal vehicle showing our new design;

FIG. 2 is a front elevational view thereof on a reduced scale;


FIG. 3 is a side elevational view thereof on a reduced scale;

FIG. 4 is a side elevational view of the opposite side on a reduced scale;

FIG. 5 is a rear elevational view thereof on a reduced scale; and,

FIG. 6 is a top plan view thereof on a reduced scale.

**1 Claim, 3 Drawing Sheets**



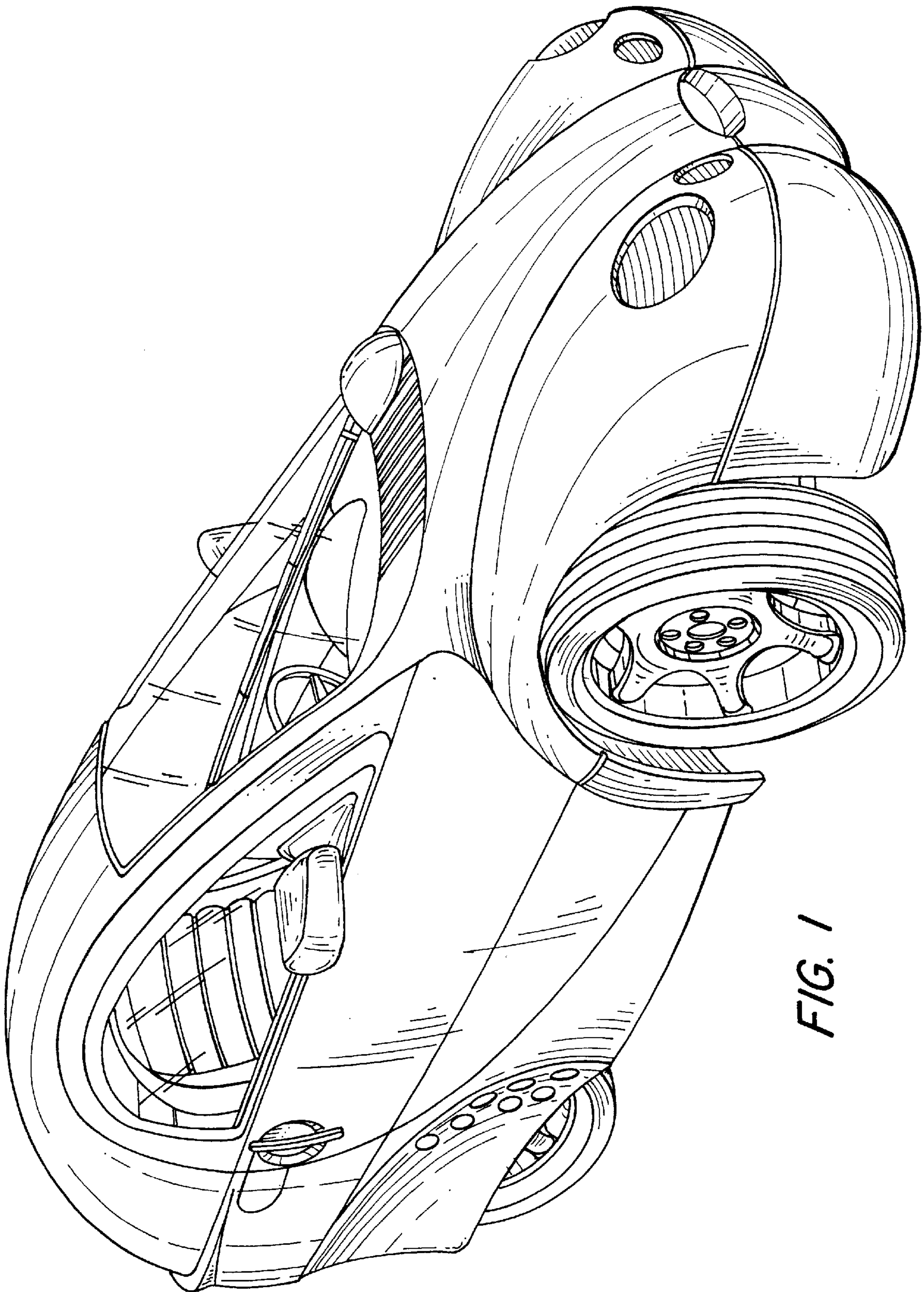


FIG. 1




FIG. 2




FIG. 3


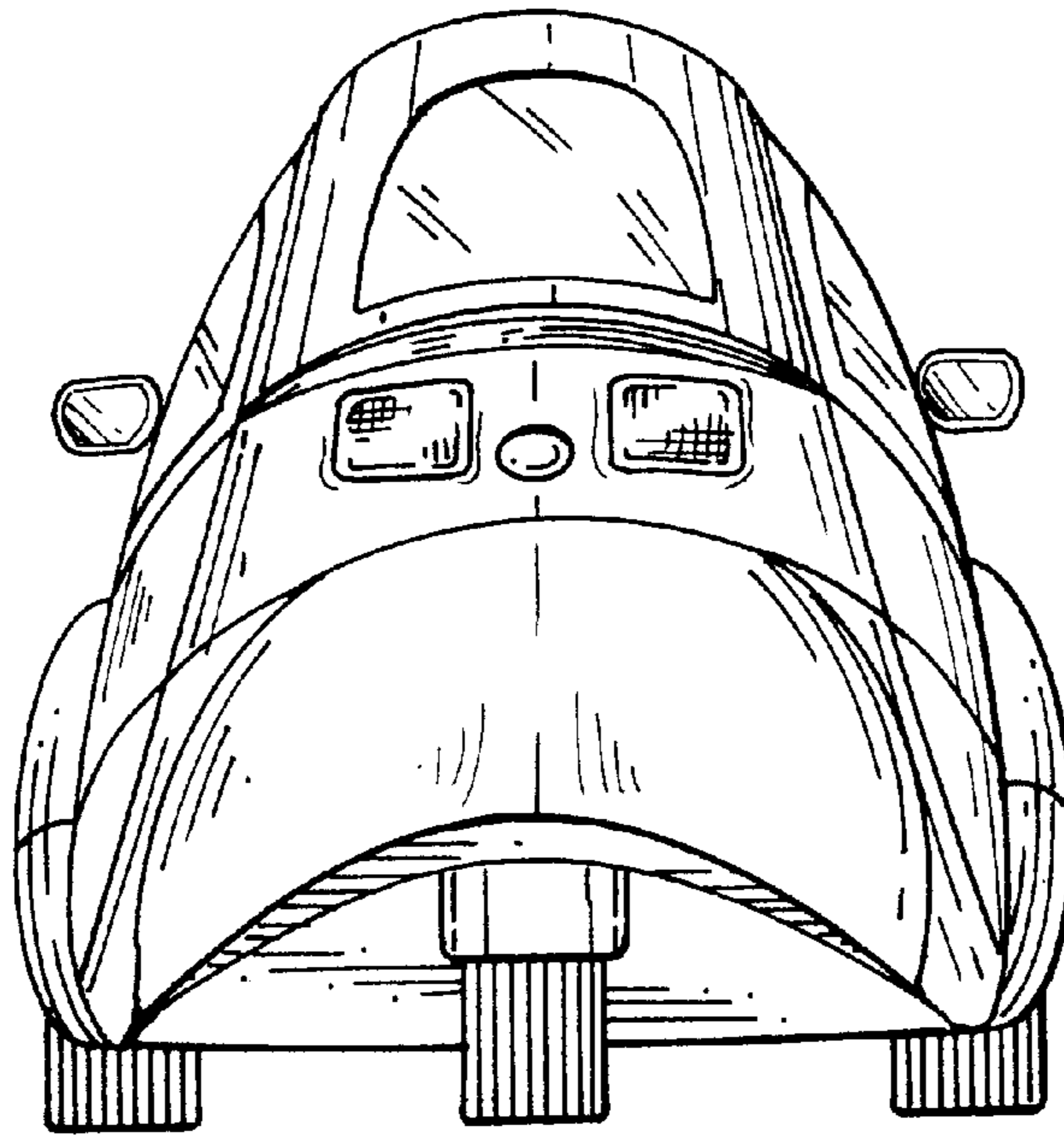
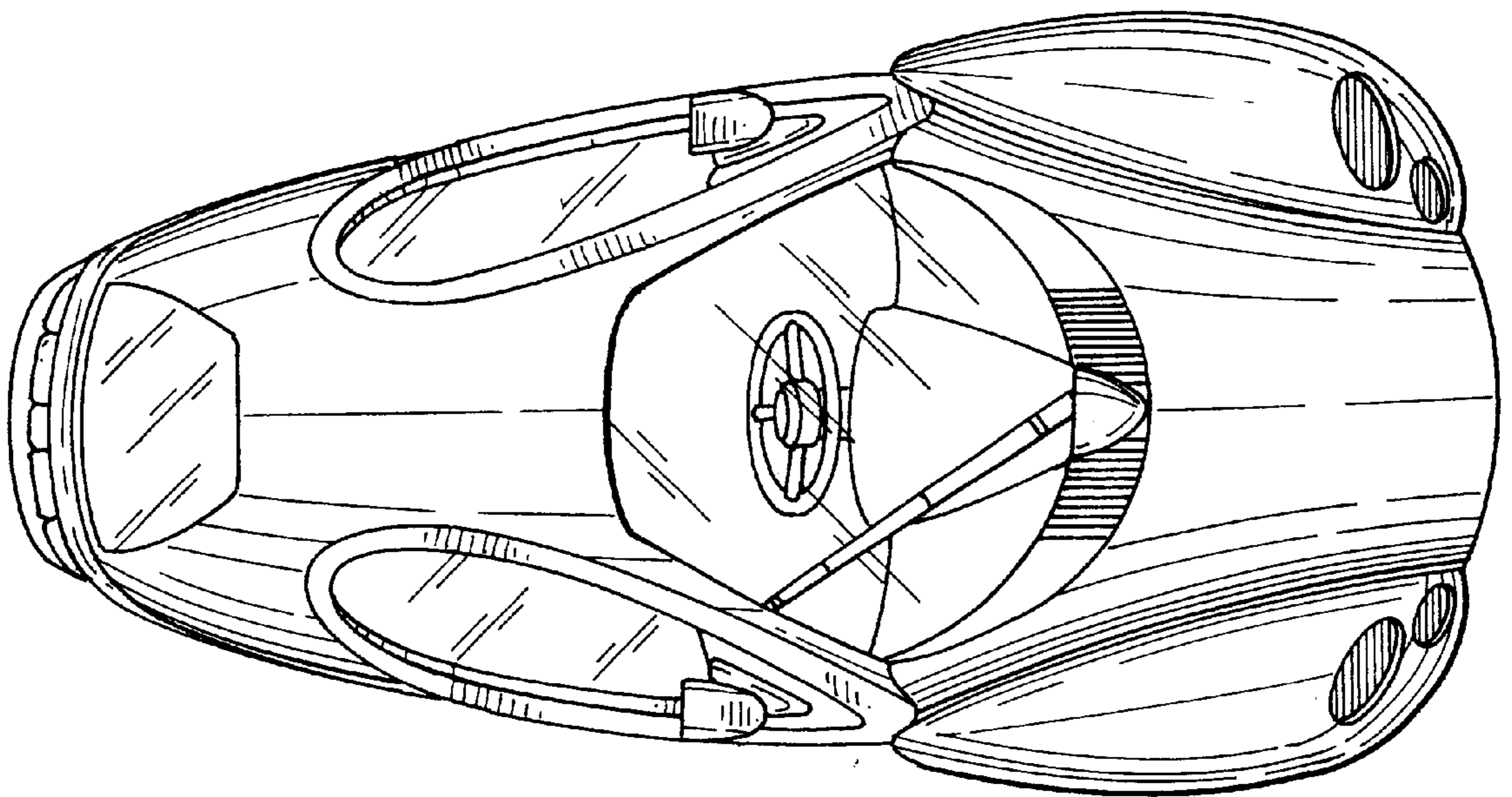


FIG. 4



*FIG. 5*



*FIG. 6*