



US00D469373S

(12) **United States Design Patent**
Torres

(10) **Patent No.:** **US D469,373 S**

(45) **Date of Patent:** **** Jan. 28, 2003**

(54) **BRACELET**

(75) **Inventor:** **Omar Torres, New York, NY (US)**

(73) **Assignee:** **Movado Watch Company S.A.,
Grenchen (CH)**

(**) **Term:** **14 Years**

(21) **Appl. No.:** **29/143,801**

(22) **Filed:** **Jun. 20, 2001**

Related U.S. Application Data

(63) Continuation-in-part of application No. 29/129,375, filed on Sep. 12, 2000.

(51) **LOC (7) Cl.** **11-01**

(52) **U.S. Cl.** **D11/4**

(58) **Field of Search** D11/26-39, 3,
D11/4; 63/15, 15.1, 15.2, 15.3, 15.4, 15.45,
15.5, 15.6, 15.65, 15.7, 15.8, 15.9, 26-28,
3

(56) **References Cited**

U.S. PATENT DOCUMENTS

D14,978 S * 4/1884 Glies D11/81

D129,407 S * 9/1941 Wilmarth D11/9
D321,485 S 11/1991 Bulgari
5,074,127 A * 12/1991 Yurman 63/3
D368,047 S * 3/1996 Samuel D11/3
D375,466 S * 11/1996 Samuel D11/26
D378,501 S * 3/1997 Garzi D11/4

* cited by examiner

Primary Examiner—Cathy Anne MacCormac

(74) *Attorney, Agent, or Firm*—Lawrence E. Apolzon;
Fross Zelnick Lehrman & Zissu

(57) **CLAIM**

The ornamental design for a bracelet, as shown and described.

DESCRIPTION

FIG. 1 is a top view of a bracelet showing my new design;
FIG. 2 is a front view;
FIG. 3 is a side view the opposite side being a mirror image;
FIG. 4 is a rear view;
FIG. 5 is a cross-sectional view taken on line 5—5 of FIG. 4;
FIG. 6 is a bottom view; and,
FIG. 7 is a top perspective view.

1 Claim, 2 Drawing Sheets






FIG. 1




FIG. 2




FIG. 3

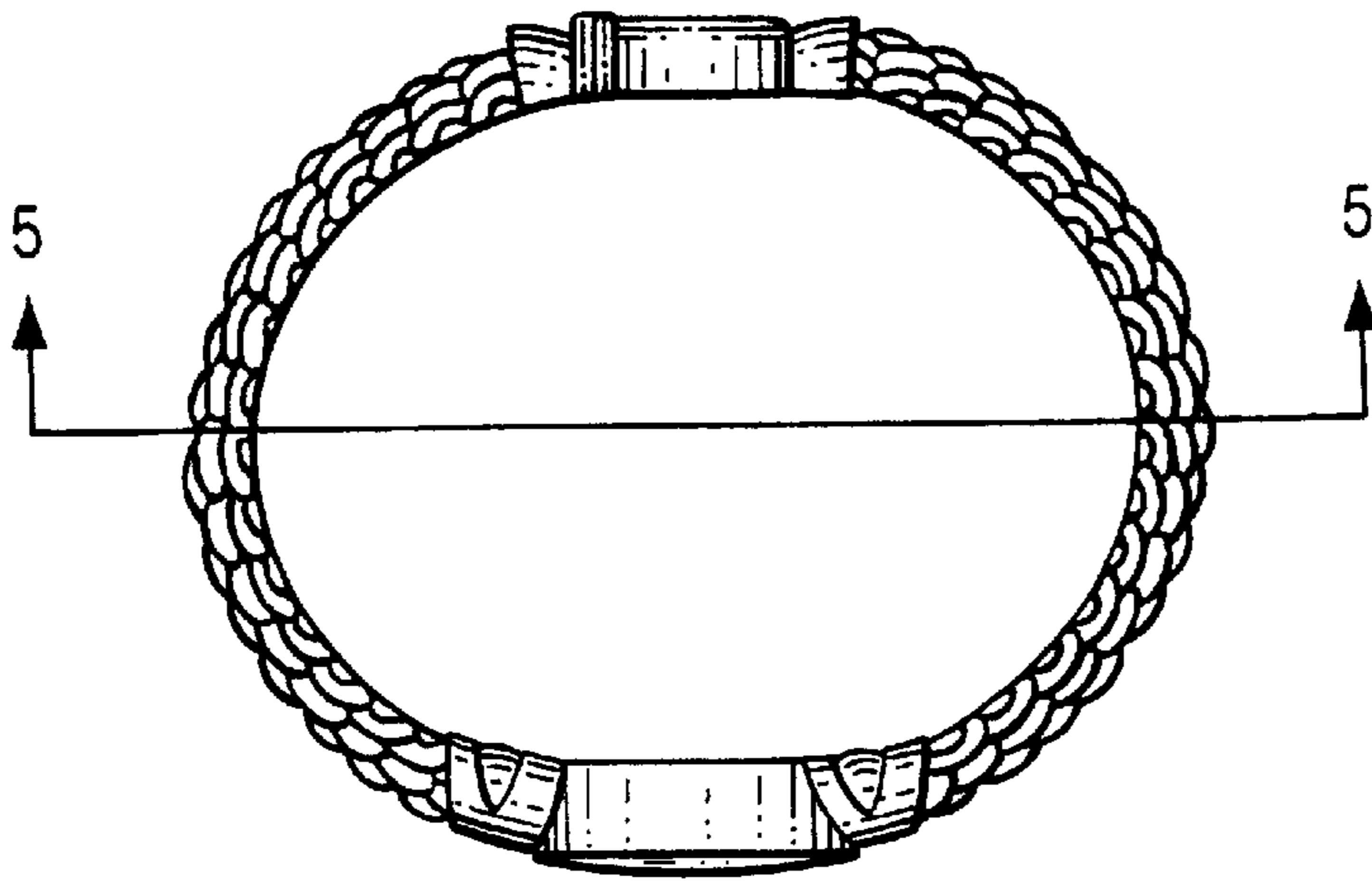


FIG. 4




FIG. 7

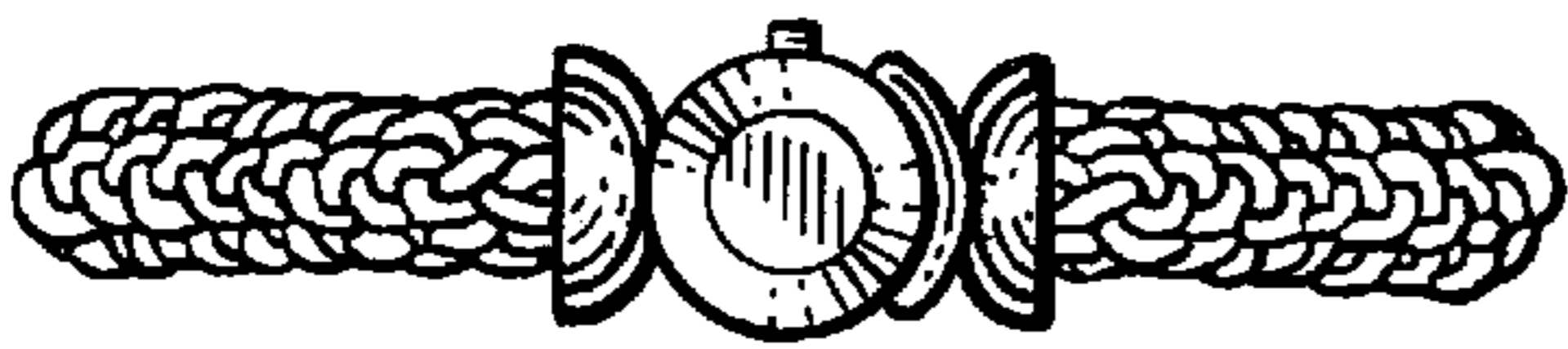


FIG. 6



FIG. 5