



US00D469357S

(12) **United States Design Patent**
Verherbrugghen et al.

(10) **Patent No.:** **US D469,357 S**

(45) **Date of Patent:** **** Jan. 28, 2003**

(54) **BOTTLE**

(75) Inventors: **Hedwige Clara Theophiel Verherbrugghen, Laarne (BE); Carlos Gustaaf Arthur Van Lierde, Gent (BE)**

(73) Assignee: **The Procter & Gamble Company, Cincinnati, OH (US)**

(**) Term: **14 Years**

(21) Appl. No.: **29/147,403**

(22) Filed: **Aug. 28, 2001**

(30) **Foreign Application Priority Data**

Mar. 9, 2001 (GB) 2100141

(51) **LOC (7) Cl.** **09-01**

(52) **U.S. Cl.** **D9/516; D9/545; D9/554**

(58) **Field of Search** **D3/202; D6/542; D7/306; D9/516, 523, 526-528, 531, 537-538, 541, 543, 551, 556-558, 569, 570, 574-575; D24/121, 224; D32/25, 30, 45; 215/10, 382-384, 396, 398, 400**

(56) **References Cited**

U.S. PATENT DOCUMENTS

D87,478 S * 6/1932 Nash D9/523
D189,698 S * 1/1961 Du Pree D9/564
3,366,284 A * 1/1968 Marona et al. 222/211
D294,119 S * 2/1988 Ryder D9/557

D296,079 S * 6/1988 Rosen D9/566
D336,431 S * 6/1993 Bruno et al. D9/516
D336,854 S * 6/1993 Segati et al. D9/543
D347,794 S * 6/1994 Lewis D9/564
D347,992 S * 6/1994 Schmidt D9/300
D357,416 S * 4/1995 Valentine D9/516
D369,560 S * 5/1996 Heinz D9/572
D376,762 S * 12/1996 Fenton et al. D9/549
D391,430 S * 3/1998 Schmidt D6/545
D400,795 S * 11/1998 Baschmakoff D9/544
D444,701 S * 7/2001 Zboch et al. D9/307
D447,059 S * 8/2001 Vette D9/549
D452,159 S * 12/2001 Belser et al. D9/542

* cited by examiner

Primary Examiner—Ted Shooman

Assistant Examiner—Carol Rademaker

(74) *Attorney, Agent, or Firm*—Jeffrey V. Bamber

(57) **CLAIM**

The ornamental design for a bottle, as shown and described.

DESCRIPTION

FIG. 1 is a perspective view of a bottle embodying our new design;

FIG. 2 is a top view of the bottle;

FIG. 3 is a bottom view of the bottle;

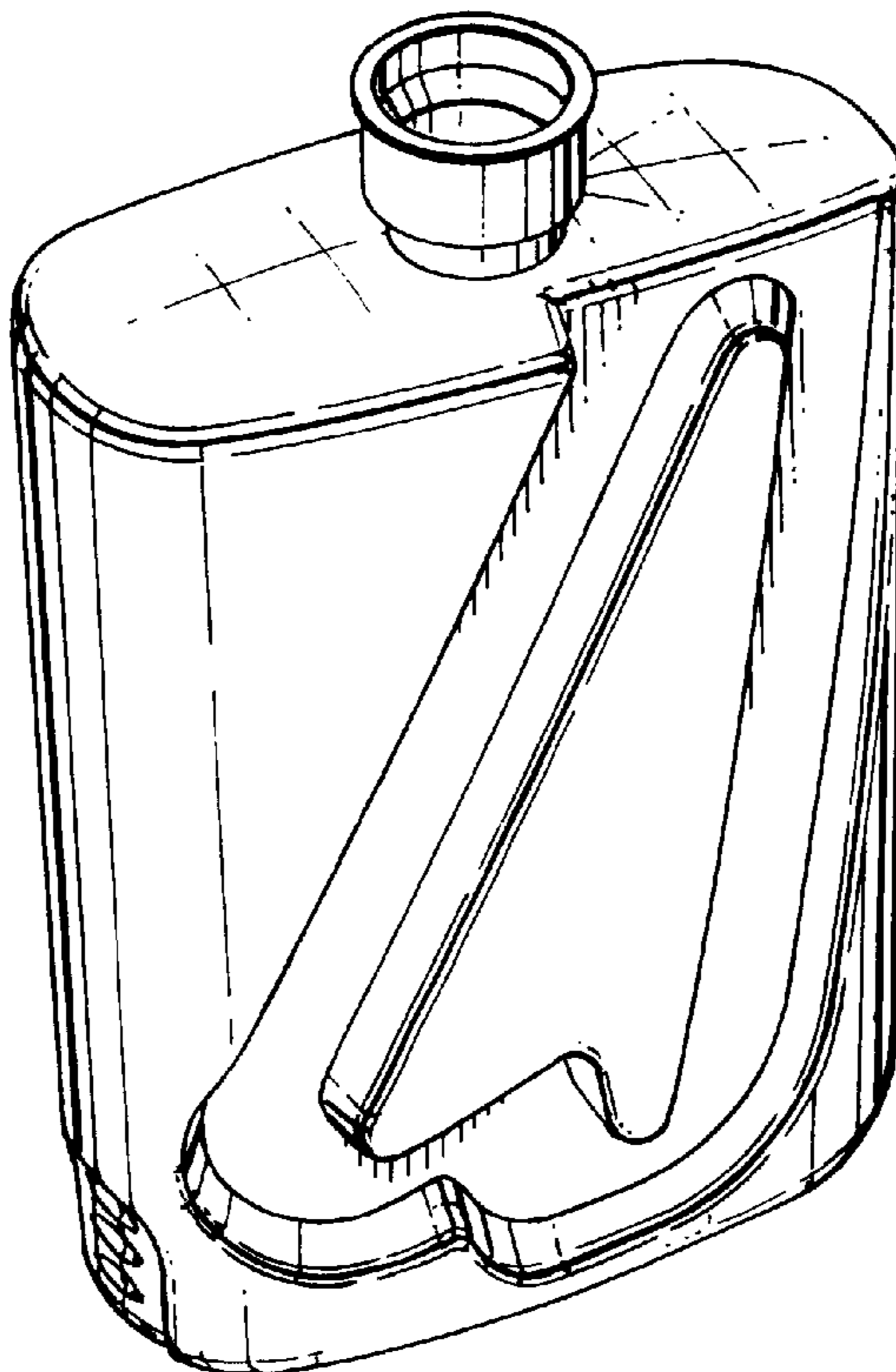
FIG. 4 is a front view of the bottle;

FIG. 5 is a side elevational view from the left side of the bottle as shown in FIG. 1;

FIG. 6 is a rear view of the bottle; and,

FIG. 7 is a side elevational view thereof from the right side.

1 Claim, 2 Drawing Sheets



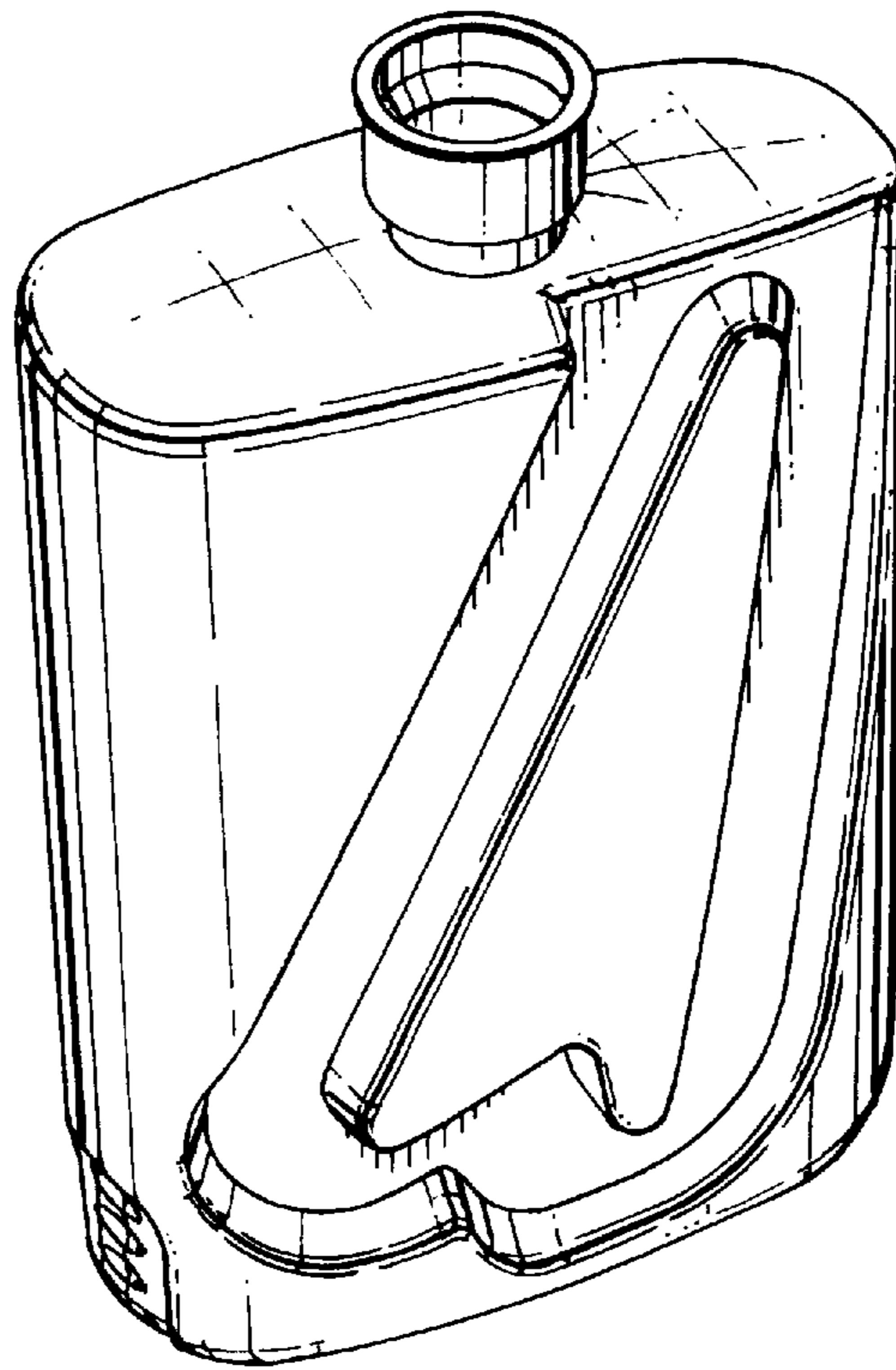


Fig.1.

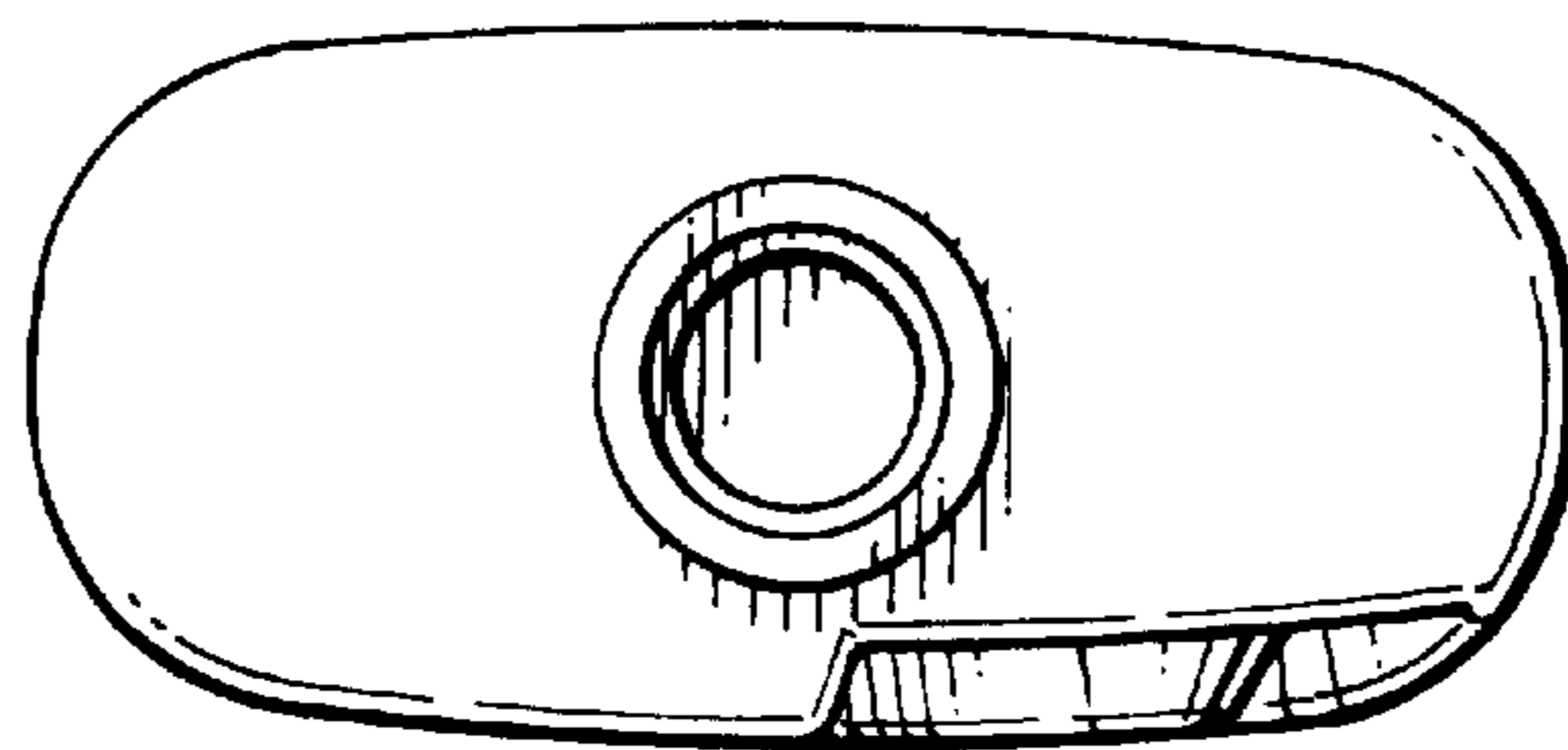


Fig.2.



Fig.3.

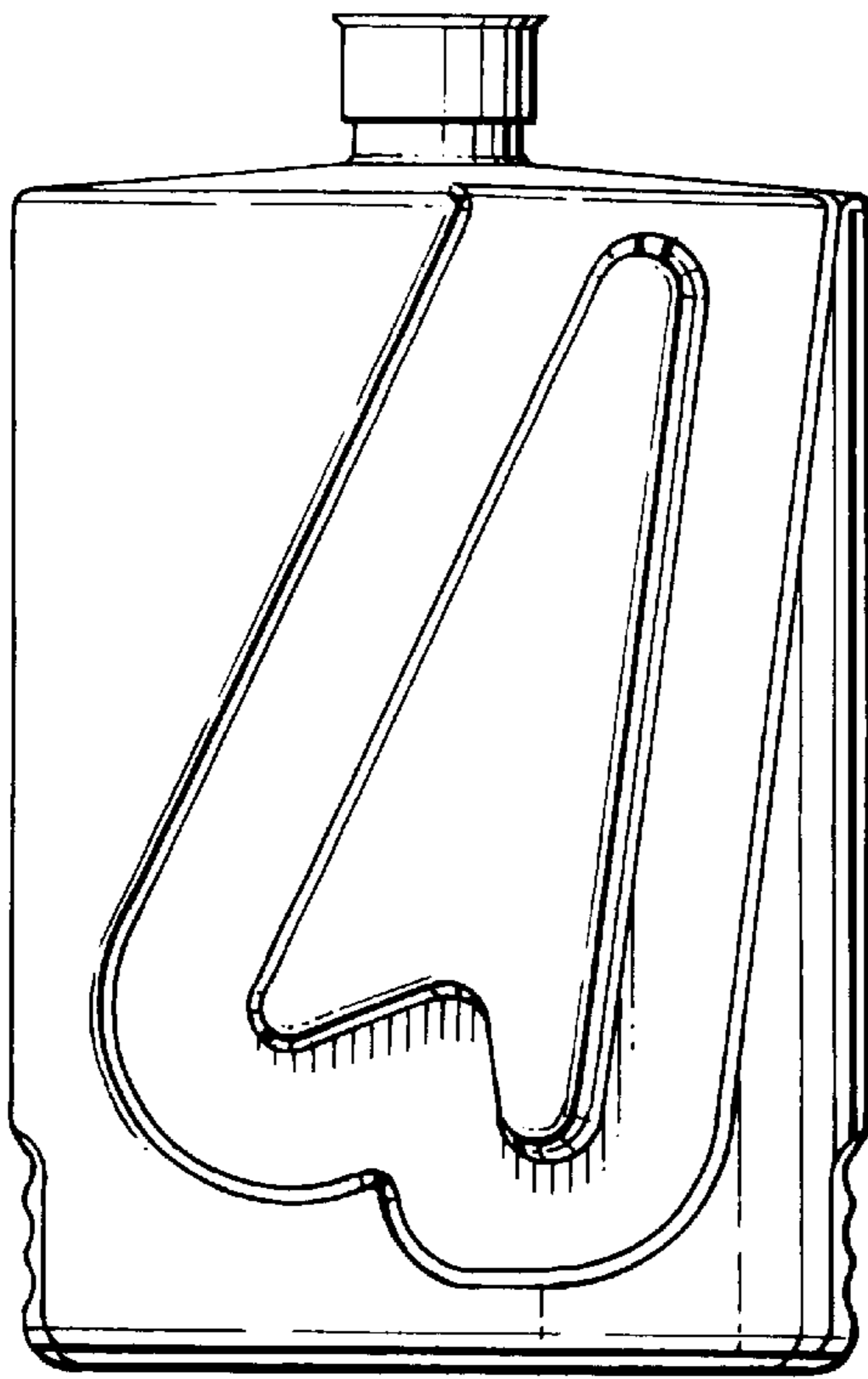


Fig.4.




Fig.5.




Fig.6.




Fig.7.