



US00D469347S

(12) **United States Design Patent** (10) **Patent No.:** **US D469,347 S**
Davis (45) **Date of Patent:** **** Jan. 28, 2003**

(54) **COMPRESSED FABRIC ARTICLE PACKAGE
HAVING A SIMULATED DOLLAR SIGN
SHAPE**

D138,424 S * 8/1944 Palliser D11/78.1
3,847,277 A * 11/1974 Doner 206/457 X
D338,154 S * 8/1993 Brenenman et al. D9/307

(76) Inventor: **Alan Davis**, 5830 Oberlin Dr., Suite
202, San Diego, CA (US) 92121

(**) Term: **14 Years**

(21) Appl. No.: **29/159,625**

(22) Filed: **Apr. 24, 2002**

Related U.S. Application Data

(62) Division of application No. 29/146,130, filed on Aug. 4,
2001.

(51) **LOC (7) Cl.** **09-03**

(52) **U.S. Cl.** **D9/307**

(58) **Field of Search** D9/307; 229/116.1-116.5;
206/457; D3/211; D11/78.1; D20/37

(56) **References Cited**

U.S. PATENT DOCUMENTS

D138,396 S * 8/1944 Lambert et al. D11/78.1

* cited by examiner

Primary Examiner—Terry A. Wallace

(74) *Attorney, Agent, or Firm*—Brown, Martin, Haller &
McClain LLP

(57) **CLAIM**

The ornamental design for a compressed fabric article package
having a simulated dollar sign shape, as shown and
described.

DESCRIPTION

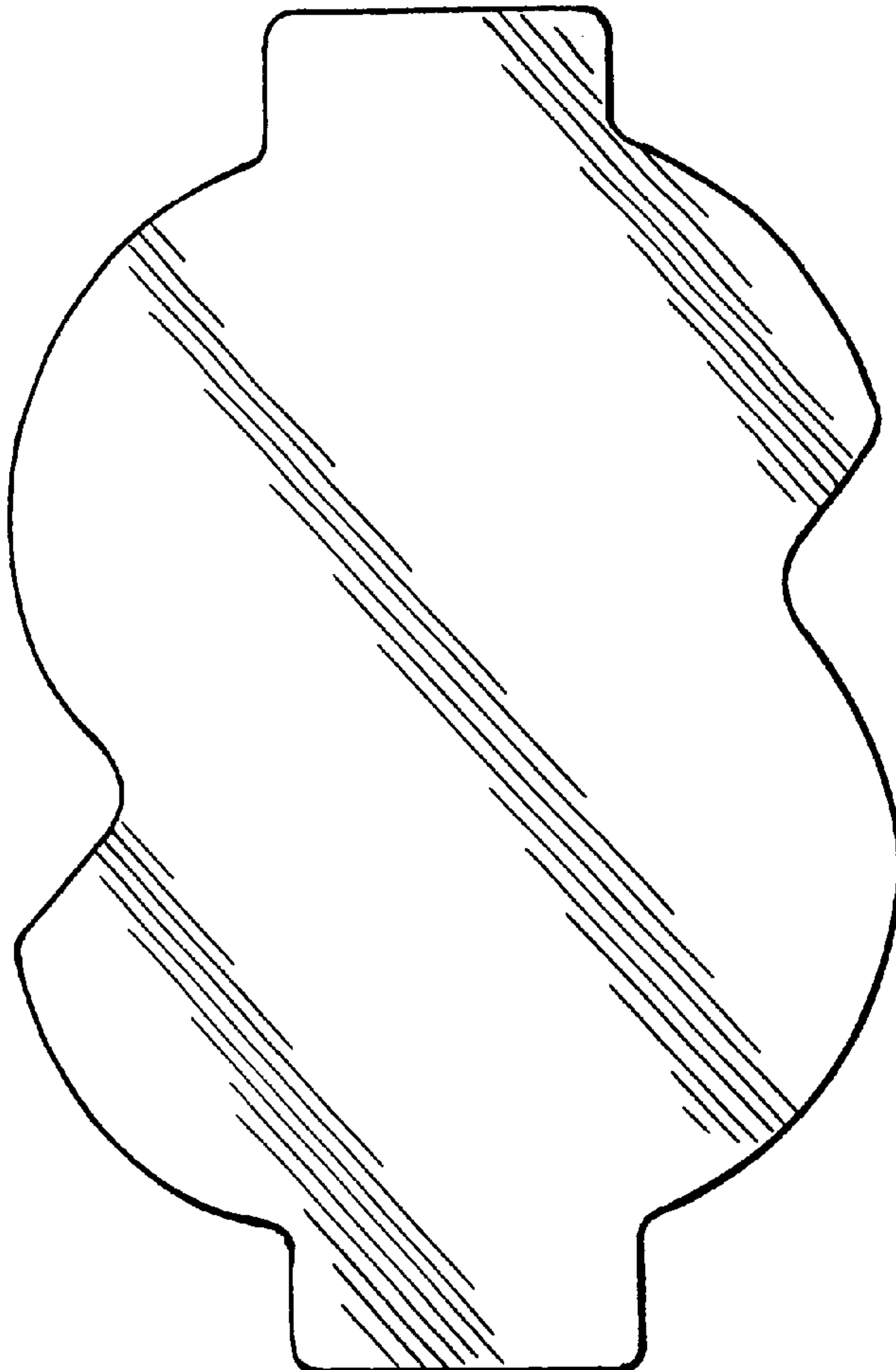
FIG. 1 is a front view of a compressed fabric article package
having a simulated dollar sign shape of the present invention
showing my new design;

FIG. 2 is a rear view thereof;

FIG. 3 is right side elevation view thereof, the opposite side
being an inverted image thereof; and,

FIG. 4 is a top plan view rotated 90°, the bottom plan view
being an inverted image thereof.

1 Claim, 1 Drawing Sheet



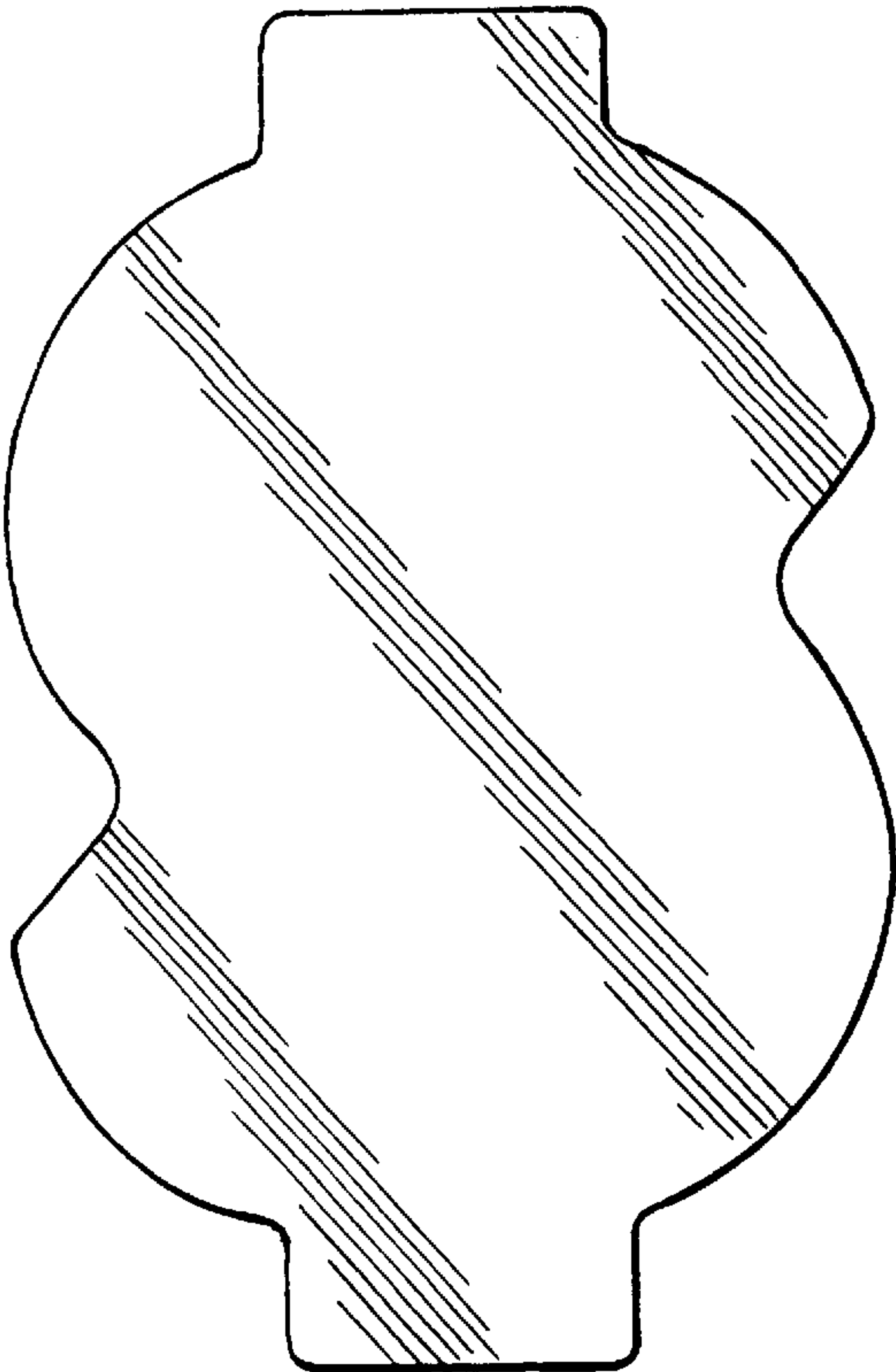


FIG. 1

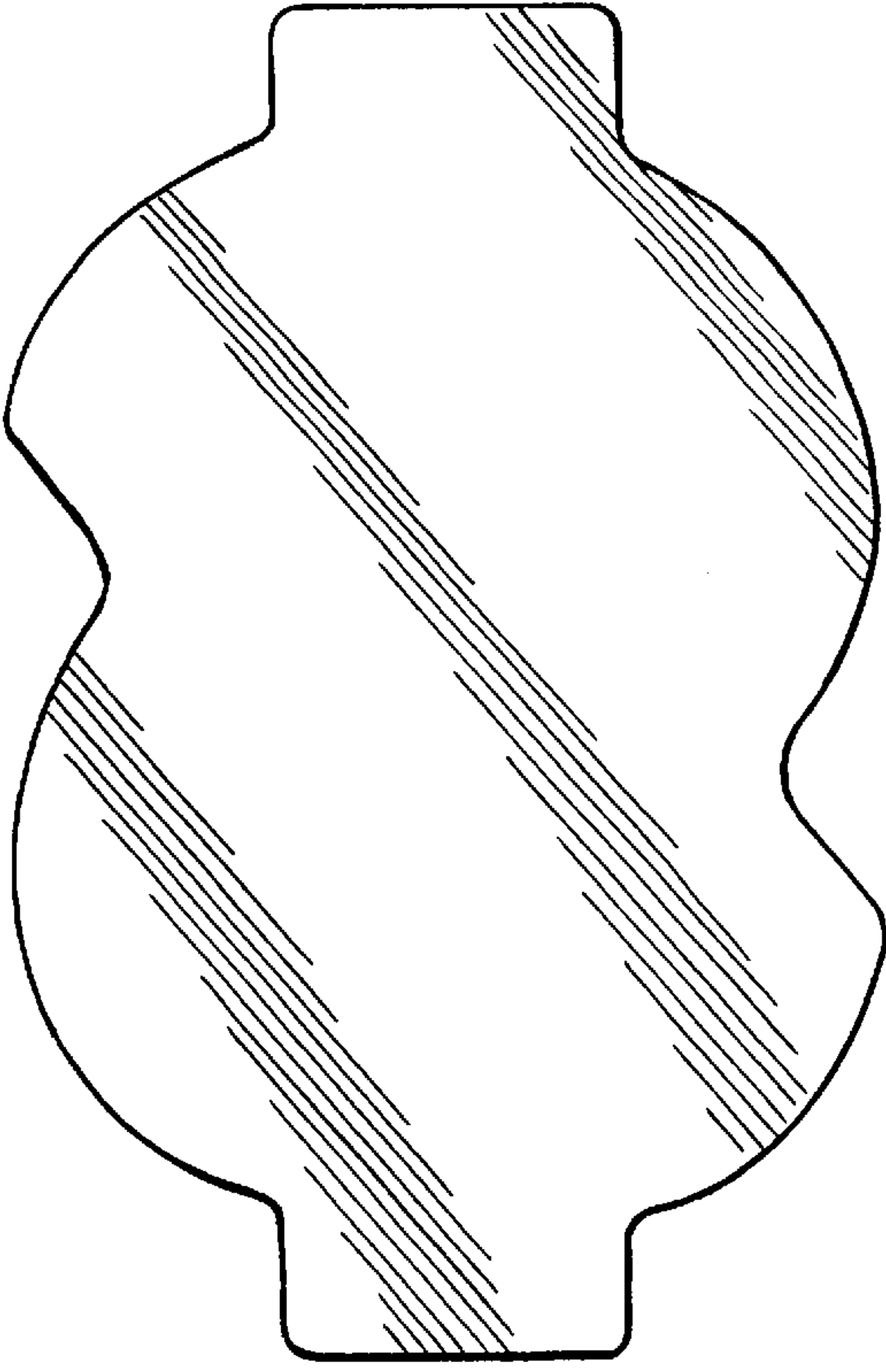


FIG. 2

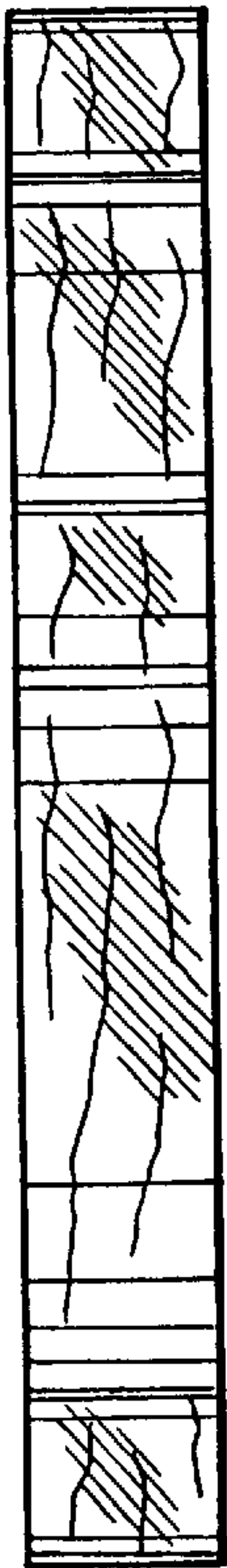


FIG. 3



FIG. 4