



US00D469344S

(12) **United States Design Patent**
Habermehl et al.

(10) **Patent No.:** **US D469,344 S**

(45) **Date of Patent:** **** Jan. 28, 2003**

(54) **SCREWSTRIP**

(76) Inventors: **G. Lyle Habermehl**, 436 Calvert Dr., Gallatin, TN (US) 37066; **Troy D. Hale**, 105 Cline Ave., Hendersonville, TN (US) 37075

(**) Term: **14 Years**

(21) Appl. No.: **29/131,969**

(22) Filed: **Oct. 31, 2000**

(51) **LOC (7) Cl.** **08-08**

(52) **U.S. Cl.** **D8/387**

(58) **Field of Search** D8/382, 387, 389; 206/338, 343-347, 443, 820; D25/136, 137

(56) **References Cited**

U.S. PATENT DOCUMENTS

3,463,304	A	*	8/1969	Gallee et al.	
3,967,727	A	*	7/1976	Jakesch	
4,679,975	A	*	7/1987	Leistner	411/443
4,804,088	A	*	2/1989	MacDonald	206/346
5,409,111	A	*	4/1995	Takumi	206/344
5,542,323	A	*	8/1996	Habermehl et al.	81/434
5,758,768	A	*	6/1998	Habermehl et al.	206/347
5,819,609	A	*	10/1998	Habermehl	81/434
5,870,933	A	*	2/1999	Habermehl et al.	81/434
5,927,163	A		7/1999	Habermehl et al.	
6,074,149	A	*	6/2000	Habermehl et al.	411/442
6,082,536	A	*	7/2000	Ito et al.	206/344

OTHER PUBLICATIONS

Photocopy of a sample of QUIK DRIVE Brand Screwstrip as sold in the United States prior to Oct. 31, 1999.

* cited by examiner

Primary Examiner—Alan P. Douglas

Assistant Examiner—Clare E. Heflin

(74) *Attorney, Agent, or Firm*—Dorsey & Whitney LLP

(57) **CLAIM**

The ornamental design of the screwstrip, as shown and described.

DESCRIPTION

FIG. 1 is an isometric view of the screwstrip of the present invention.

FIG. 2 is a side elevational view of one side of the screwstrip of the present invention.

FIG. 3 is a side elevational view of the opposite side of the screwstrip of the present invention.

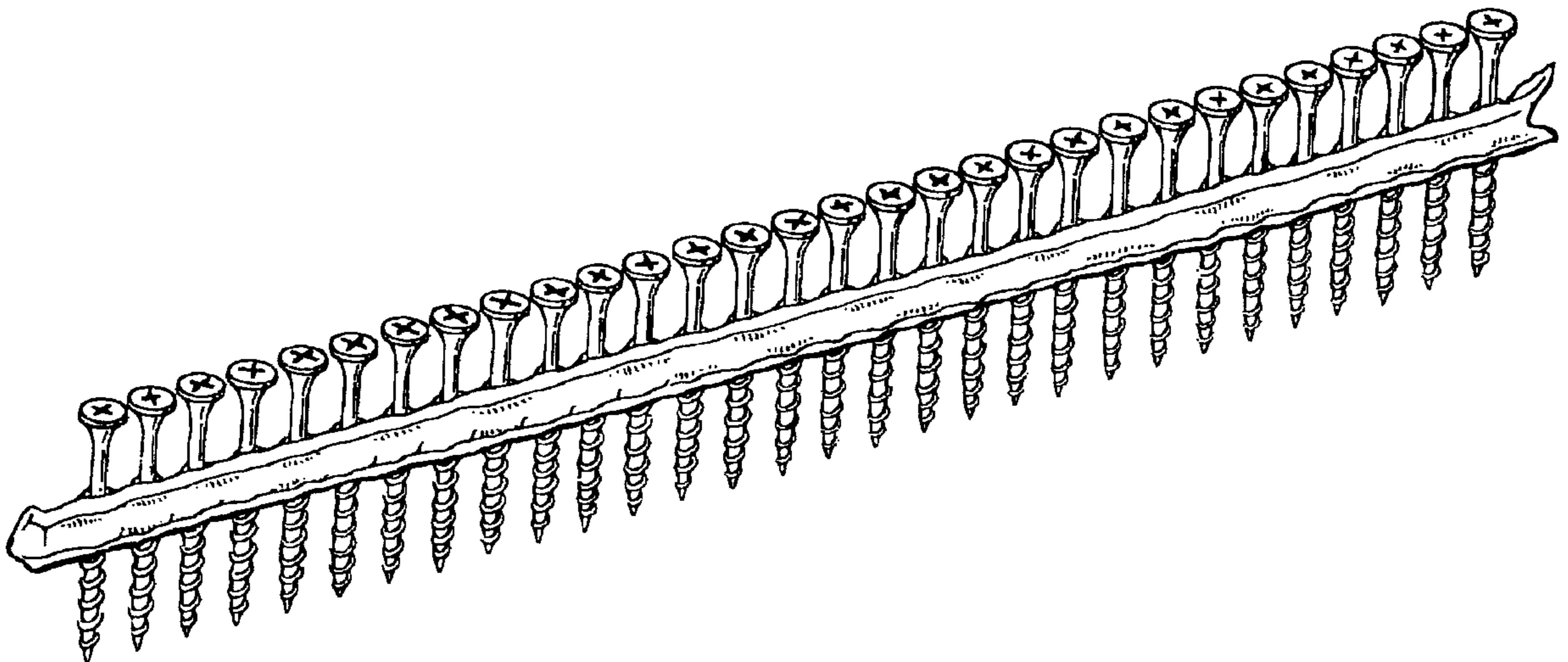
FIG. 4 is a rear elevational view of the screwstrip of the present invention.

FIG. 5 is a top elevational view of the screwstrip of the present invention.

FIG. 6 is a bottom elevational view of the screwstrip of the present invention; and,

FIG. 7 is a front elevational view of the screwstrip of the present invention.

1 Claim, 2 Drawing Sheets



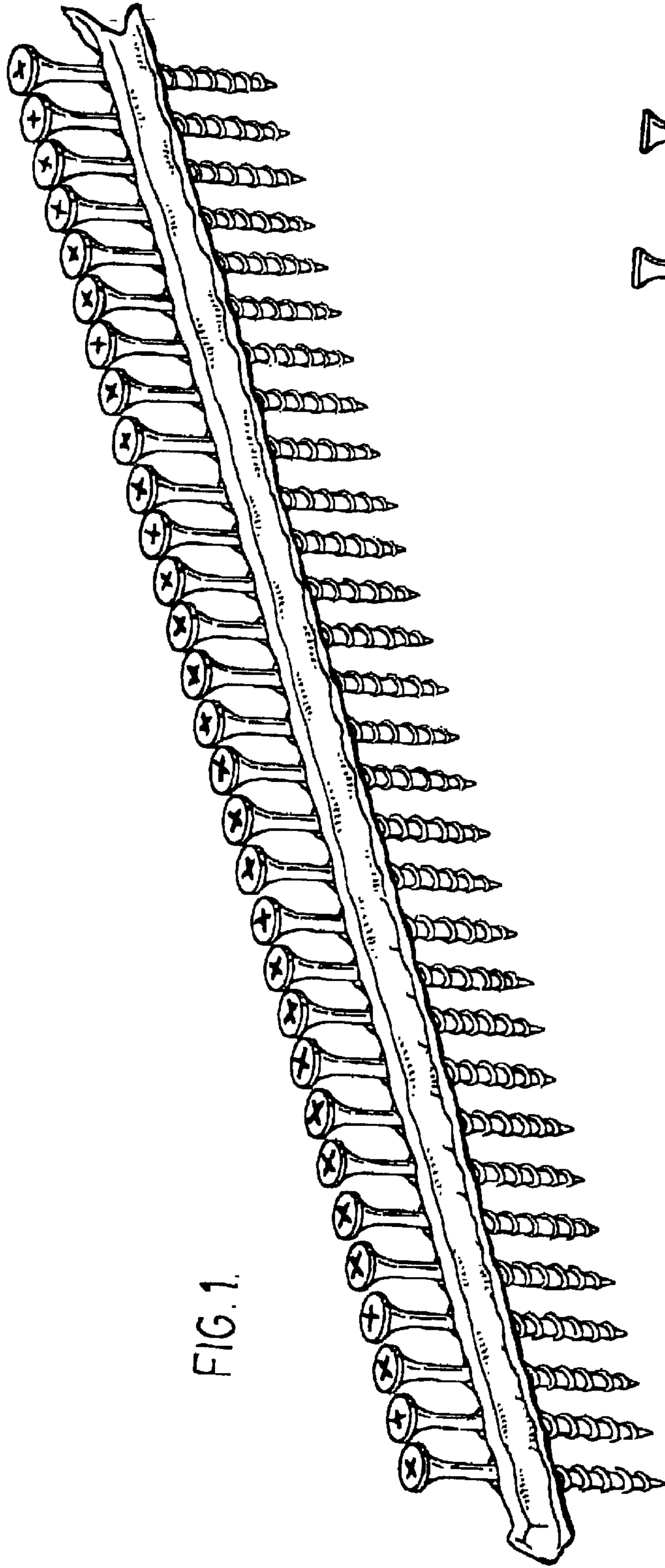


FIG. 1.

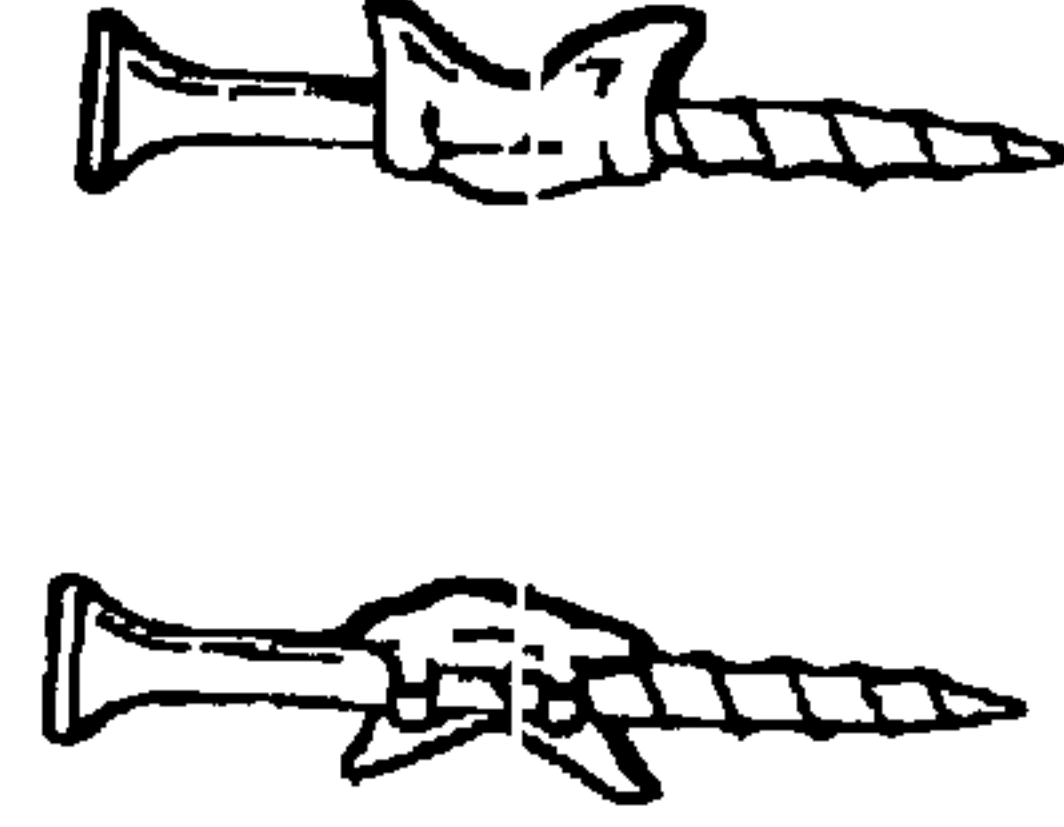


FIG. 2.

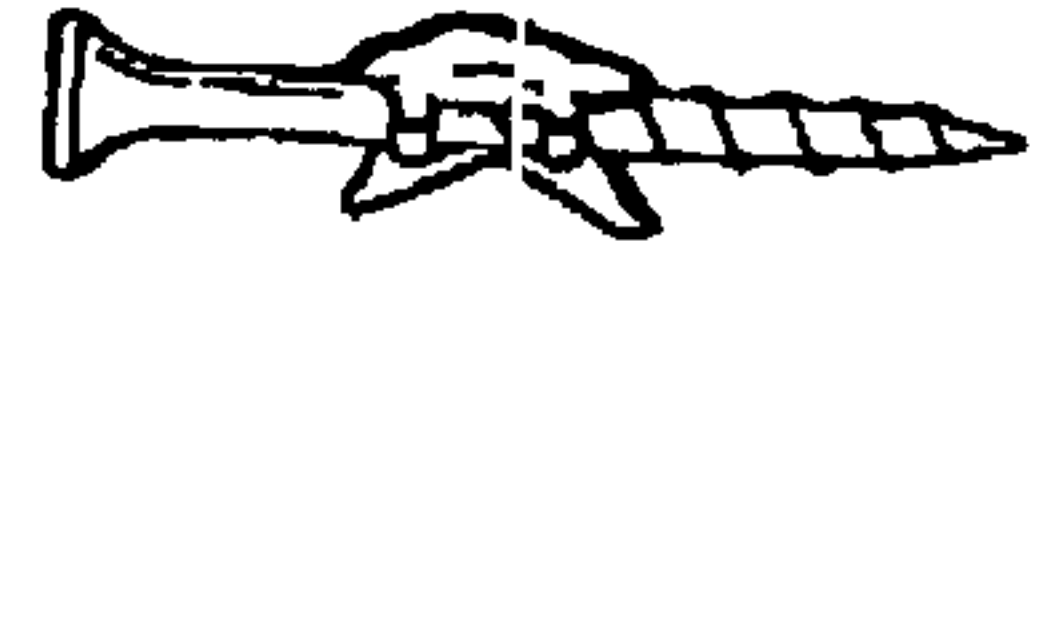


FIG. 3.

FIG. 4.

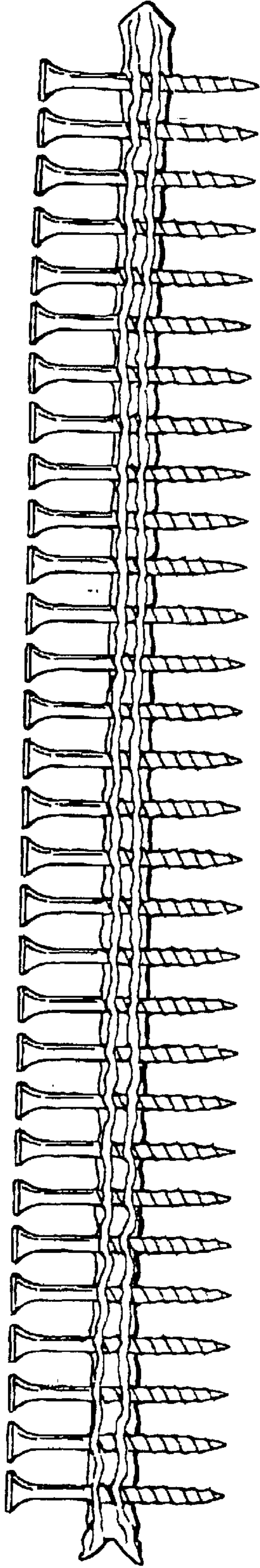


FIG. 5.

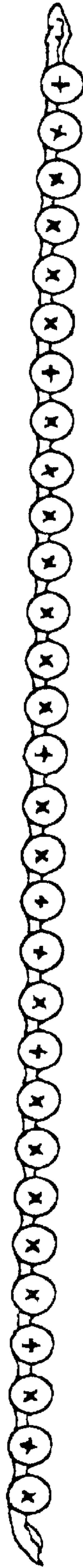


FIG. 6.



FIG. 7.

