



US00D469341S

(12) **United States Design Patent**  
**Knapp**

(10) **Patent No.:** **US D469,341 S**

(45) **Date of Patent:** **\*\* Jan. 28, 2003**

(54) **DOOR HOOK**

(75) Inventor: **David Knapp**, Toronto (CA)

(73) Assignee: **Nystrom Group Inc.**, Toronto (CA)

(\*\*) Term: **14 Years**

(21) Appl. No.: **29/160,315**

(22) Filed: **May 9, 2002**

(51) **LOC (7) Cl.** ..... **08-05**

(52) **U.S. Cl.** ..... **D8/367; D6/323**

(58) **Field of Search** ..... D8/352, 367, 369,  
D8/371, 372, 370; 248/214, 215, 489, 301-304,  
216.1, 467, 339, 251, 231.91, 205.3, 218.1-3;  
D6/323, 524; 211/113, 123, 118, 60.1, 13.1,  
65, 66, 31, 32, 85.3; 160/348, 349.2

(56) **References Cited**

**U.S. PATENT DOCUMENTS**

D326,021 S \* 5/1992 Evenson ..... D6/323  
D342,889 S \* 1/1994 Adams ..... D8/367

D343,112 S \* 1/1994 Corbin ..... D8/367  
D360,355 S \* 7/1995 Adams ..... D8/367  
5,738,319 A \* 4/1998 Grassi ..... 248/215  
6,152,313 A \* 11/2000 Klein et al. .... 211/113

\* cited by examiner

*Primary Examiner*—Pamela Burgess

(57) **CLAIM**

The ornamental design for a door hook, as shown and described.

**DESCRIPTION**

FIG. 1 is a top front perspective view of a door hook showing my new design;  
FIG. 2 is a left side elevational view thereof, the undisclosed right side being a mirror image;  
FIG. 3 is a front elevational view thereof;  
FIG. 4 is a rear elevational view thereof;  
FIG. 5 is a top plan view thereof; and,  
FIG. 6 is a bottom plan view thereof.

**1 Claim, 1 Drawing Sheet**

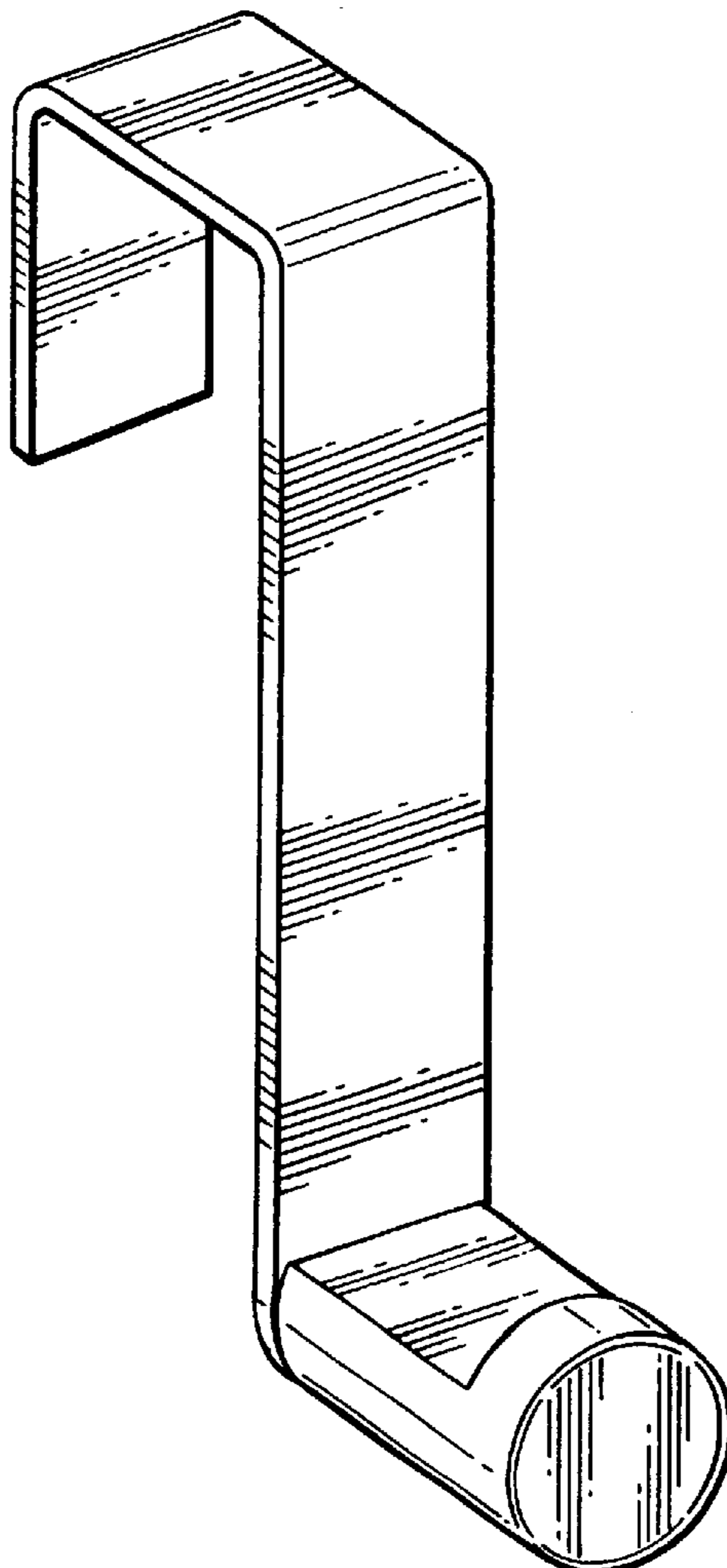


FIG.1.

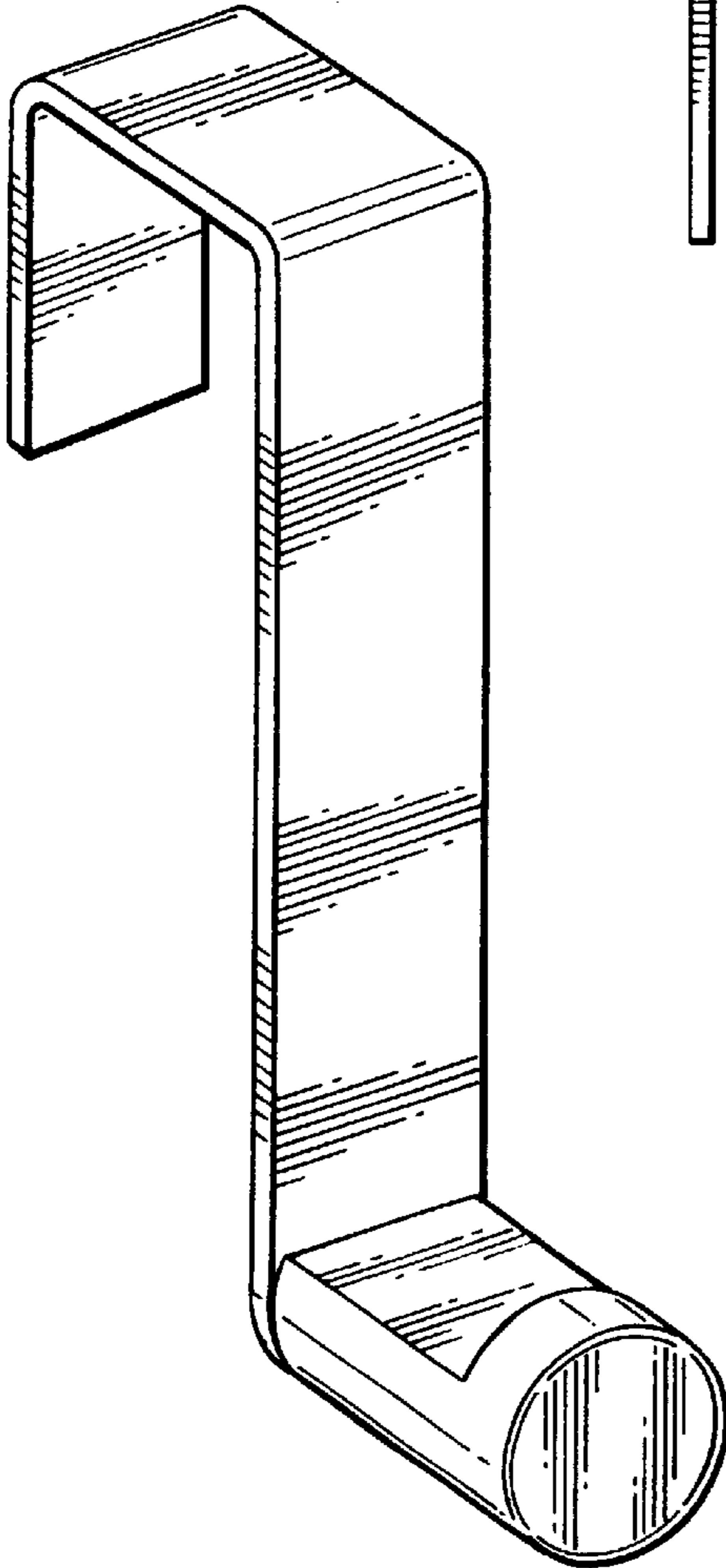


FIG.2.


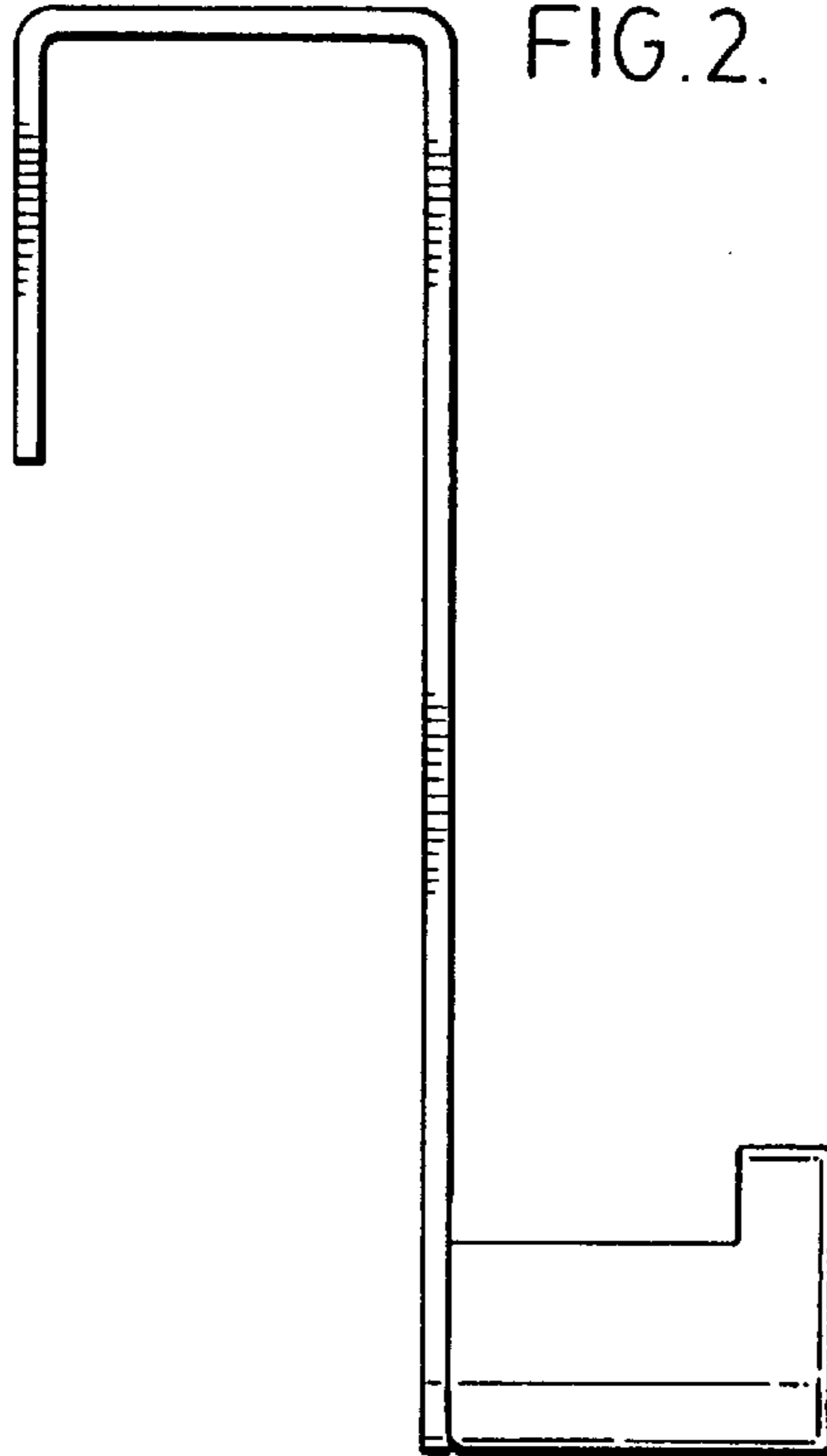


FIG.3.

FIG.4.




FIG.5.




FIG.6.

