



US00D469339S

(12) **United States Design Patent**  
**Luu**

(10) **Patent No.:** **US D469,339 S**

(45) **Date of Patent:** **\*\* Jan. 28, 2003**

(54) **WALL PLATE HAVING NIGHT LIGHT**

(76) Inventor: **Lionel V. Luu**, 1424 E. Arizona Pl.,  
Anaheim, CA (US) 92805

(\*\*) Term: **14 Years**

(21) Appl. No.: **29/158,840**

(22) Filed: **Apr. 12, 2002**

**Related U.S. Application Data**

(62) Division of application No. 29/142,189, filed on May 22,  
2001, now Pat. No. Des. 456,239, which is a division of  
application No. 29/113,882, filed on Nov. 16, 1999, now Pat.  
No. Des. 443,500.

(51) **LOC (7) Cl.** ..... **11-05**

(52) **U.S. Cl.** ..... **D8/353; D26/26; D26/51**

(58) **Field of Search** ..... D13/177; D26/26,  
D26/51; D8/353, 350; 174/66; 439/107,  
536, 540, 490; 362/95, 226, 406; 220/241

(56) **References Cited**

**U.S. PATENT DOCUMENTS**

D212,760 S	*	11/1968	Bordner	.....	D8/353
4,000,405 A	*	12/1976	Horwinski	.....	362/95
4,611,264 A	*	9/1986	Bradley	.....	362/95
5,473,517 A	*	12/1995	Blackman	.....	362/95
D366,339 S	*	1/1996	Waller	.....	D13/177
5,622,424 A	*	4/1997	Brady	.....	362/226
6,010,228 A	*	1/2000	Blackman et al.	.....	362/95
D424,520 S	*	5/2000	Yu	.....	D26/51

\* cited by examiner

*Primary Examiner*—B. J. Bullock

(74) *Attorney, Agent, or Firm*—Dickstein Shapiro Morin &  
Oshinsky LLP

(57) **CLAIM**

The ornamental design for a wall plate having night light, as  
shown and described.

**DESCRIPTION**

FIG. 1 is a perspective view of the present design invention,  
showing a wall plate having night light installed in the top  
portion thereof.

FIG. 2 is a front view of the wall plate shown in FIG. 1,  
showing a night light cover attached to and extending above  
the wall plate, behind which a night light bulb may be  
installed, and a switch for the on-off operation thereof  
provide in the top portion of the wall plate.

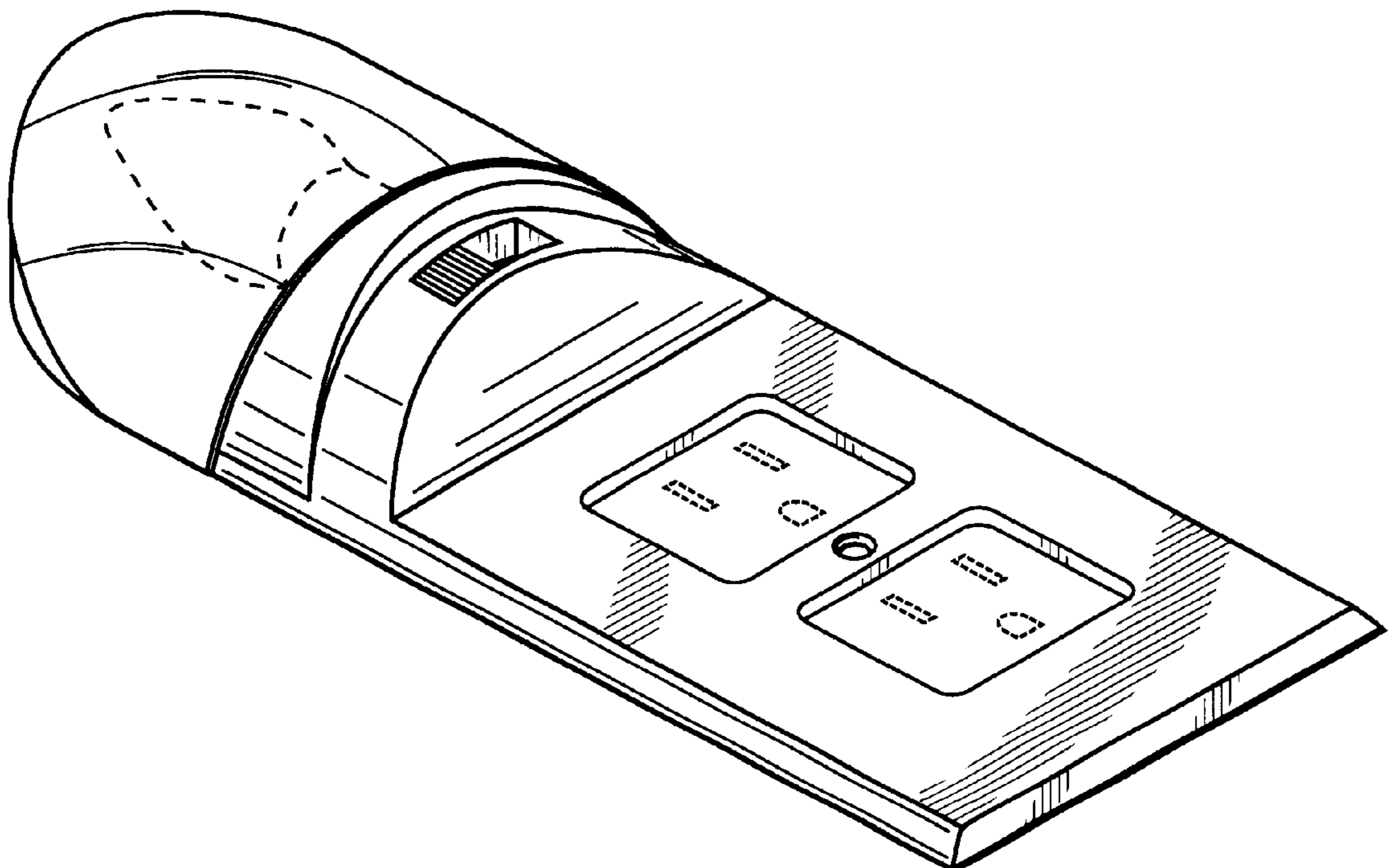
FIG. 3 is a side view of the wall plate shown in FIG. 1,  
showing the night light cover attached to the top portion  
thereof, through which a night light bulb may be viewed.

FIG. 4 is a bottom view of the wall plate shown in FIG. 1;  
and,

FIG. 5 is a top view of the wall plate shown in FIG. 1,  
showing a top view through the night light cover covering  
the top portion of the wall plate as well as a night light bulb  
which may be connected to the wall plate inside the cover.

The outlet holes for receiving the prongs of an electrical plug  
and the night light bulb are shown in the figures as dashed  
lines and form no part of the inventive design.

**1 Claim, 1 Drawing Sheet**



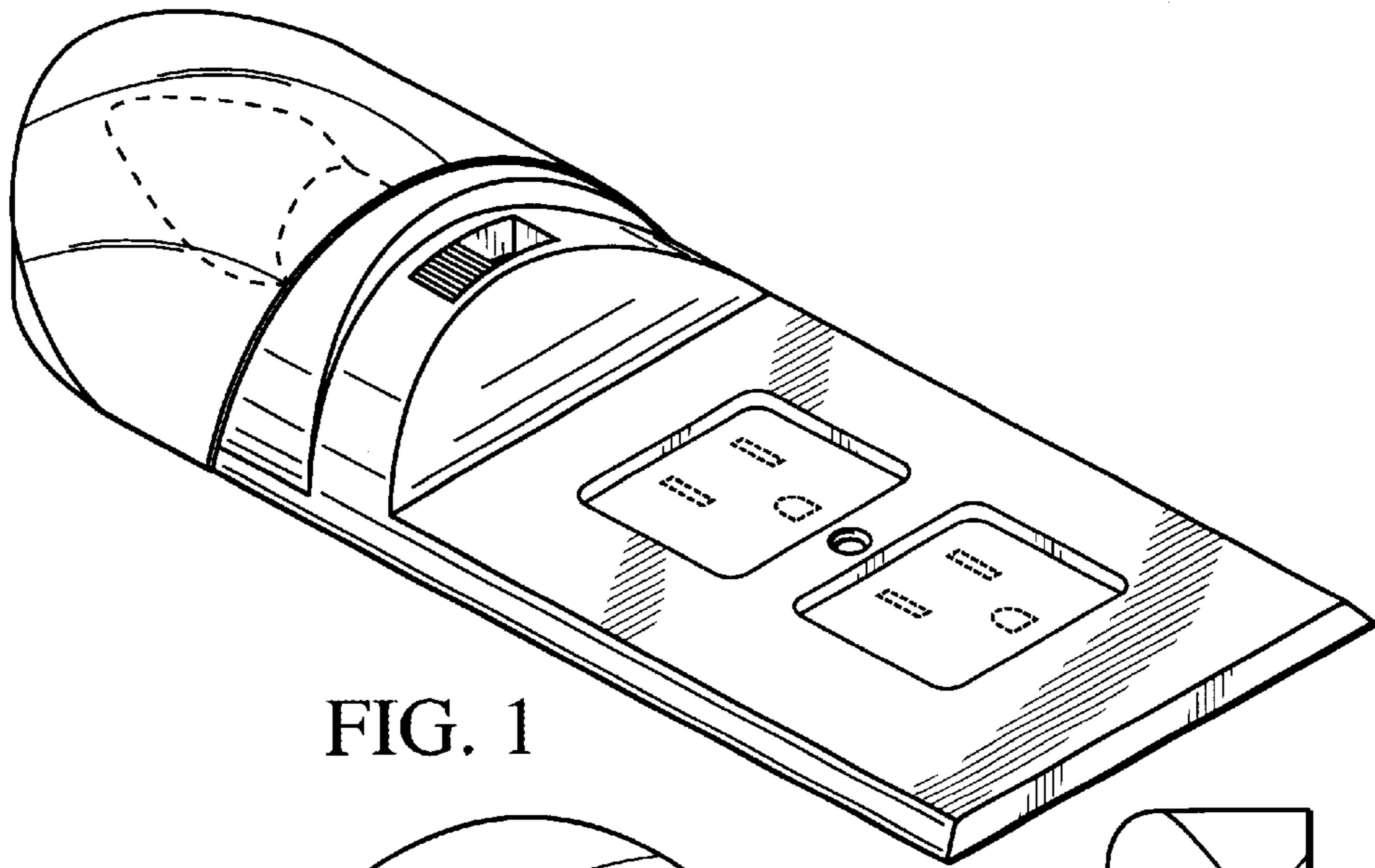


FIG. 1

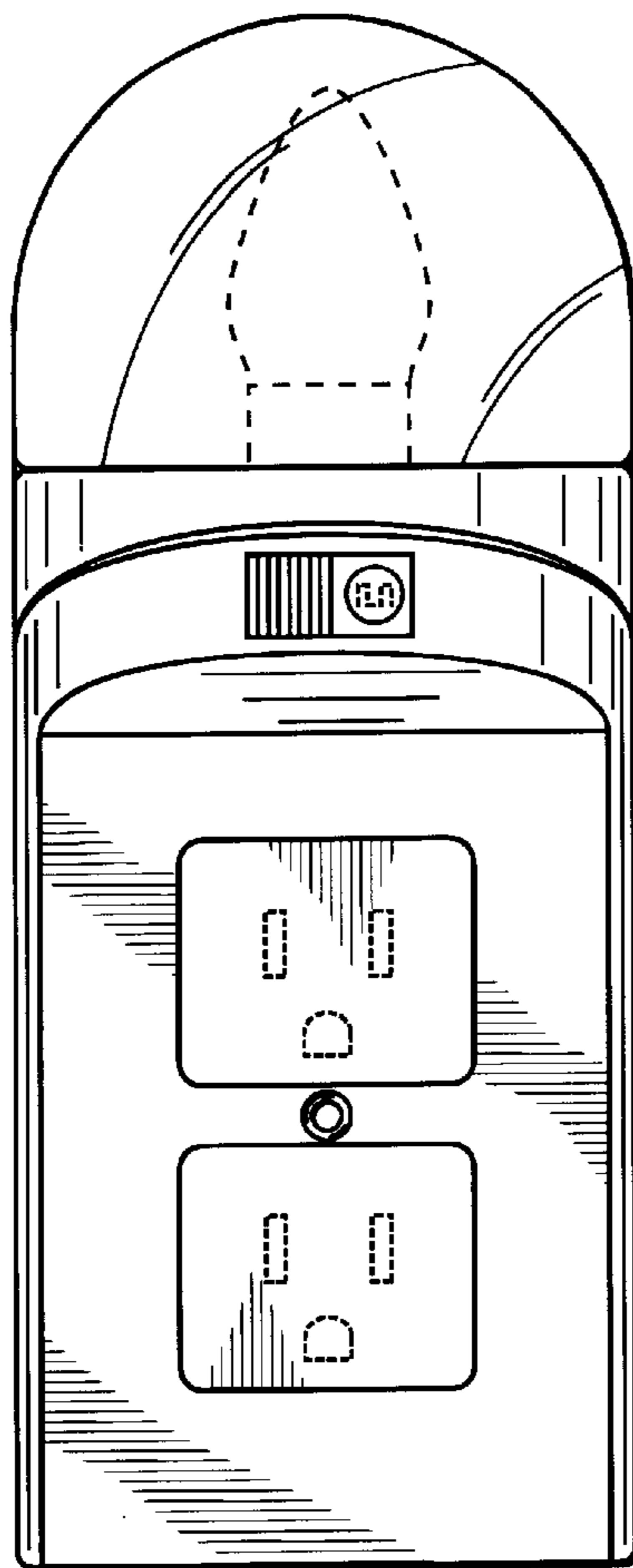


FIG. 2




FIG. 3



FIG. 4

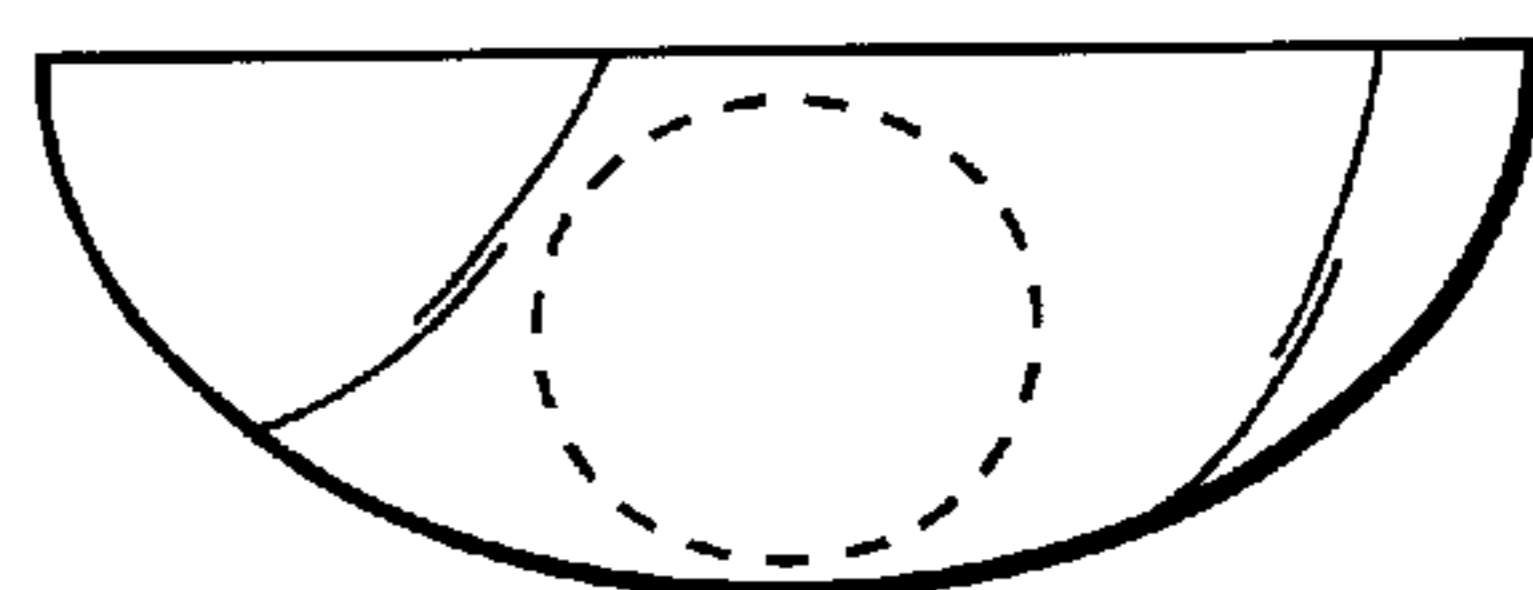


FIG. 5