



US00D469280S

(12) **United States Design Patent**
Tseng

(10) **Patent No.:** **US D469,280 S**

(45) **Date of Patent:** **** Jan. 28, 2003**

- (54) **TUBULAR PART FOR FURNITURE**
- (75) Inventor: **Chuen-Jong Tseng, Chiayi Hsien (TW)**
- (73) Assignee: **Shin Yeh Enterprise Co., Ltd., Chiayi Hsien (TW)**
- (**) Term: **14 Years**
- (21) Appl. No.: **29/142,224**
- (22) Filed: **May 22, 2001**
- (51) **LOC (7) Cl.** **06-06**
- (52) **U.S. Cl.** **D6/491**
- (58) **Field of Search** D6/303, 334, 335, D6/336, 344, 345, 346, 347, 348, 358, 360, 361, 365, 367, 368, 369, 370, 376, 379, 380, 381, 477, 480, 484, 487, 500-502; D1/101, 126, 125, 127; D7/354; D21/440; D25/40, 122, 124, 130; D26/16, 153; D23/262, 266; D12/193; 24/115 R; 403/283, 284; 174/27, 29; 144/271, 333; 57/210, 211; 119/709; 297/452.1, 448.1, 451.9, 451.13, 452.2, 452.63; 426/104, 143, 144, 557, 451, 514, 516, 517

- (56) **References Cited**
- U.S. PATENT DOCUMENTS**
- 31,908 A * 4/1861 Ricketson 24/115 R
- 145,833 A * 12/1873 Bell 24/115 R
- 161,757 A * 4/1875 Covert 24/115 R
- 198,031 A * 12/1877 Leday 57/210
- D10,882 S * 10/1878 Mills D1/125
- D36,924 S * 5/1904 Grazzini D6/303
- 1,150,027 A * 8/1915 Gates 428/26
- D67,441 S * 6/1925 Abrams D26/153
- D78,015 S * 3/1929 Goble D6/495
- D83,317 S * 2/1931 Elting D23/266
- D83,330 S * 2/1931 Lucas D6/480
- 1,855,400 A * 4/1932 Krebs 24/115 R
- D105,011 S * 6/1937 Hines et al. D6/358
- 2,234,435 A * 3/1941 Johnson 174/27
- D144,957 S * 6/1946 Caramadre D6/303
- D145,220 S * 7/1946 Kissling D6/484

- D145,941 S * 11/1946 Kissling D6/477
- 2,503,237 A * 4/1950 Palm et al. 57/210
- D161,252 S * 12/1950 Femina D1/125
- D166,810 S * 5/1952 Kretchmer D1/125
- 3,041,031 A * 6/1962 Pearson D26/16
- 3,065,452 A * 11/1962 Osborn 24/115 R
- D247,556 S * 3/1978 Hemmy D6/477
- D254,344 S * 3/1980 Simmons D6/365
- 4,586,751 A * 5/1986 McGuire 297/451.9
- D312,544 S * 12/1990 Wilson D6/495
- D332,596 S * 1/1993 Corey D12/193
- 5,248,186 A * 9/1993 Steinfeld et al. 297/452.1
- D351,254 S * 10/1994 Carranza D6/303
- D374,781 S * 10/1996 Martin D6/379
- D380,886 S * 7/1997 Hauser et al. D1/126
- D396,571 S * 8/1998 Diramanian D6/380
- D397,260 S * 8/1998 Diramarian D6/380
- 5,947,060 A * 9/1999 Weinacker 119/709
- D440,085 S * 4/2001 Mintz et al. D6/502
- D448,590 S * 10/2001 McDaniel et al. D6/495
- D453,659 S * 2/2002 Kapellas et al. D7/354

* cited by examiner

Primary Examiner—Doris V. Coles
Assistant Examiner—Mimosa De
(74) *Attorney, Agent, or Firm*—Ladas & Parry

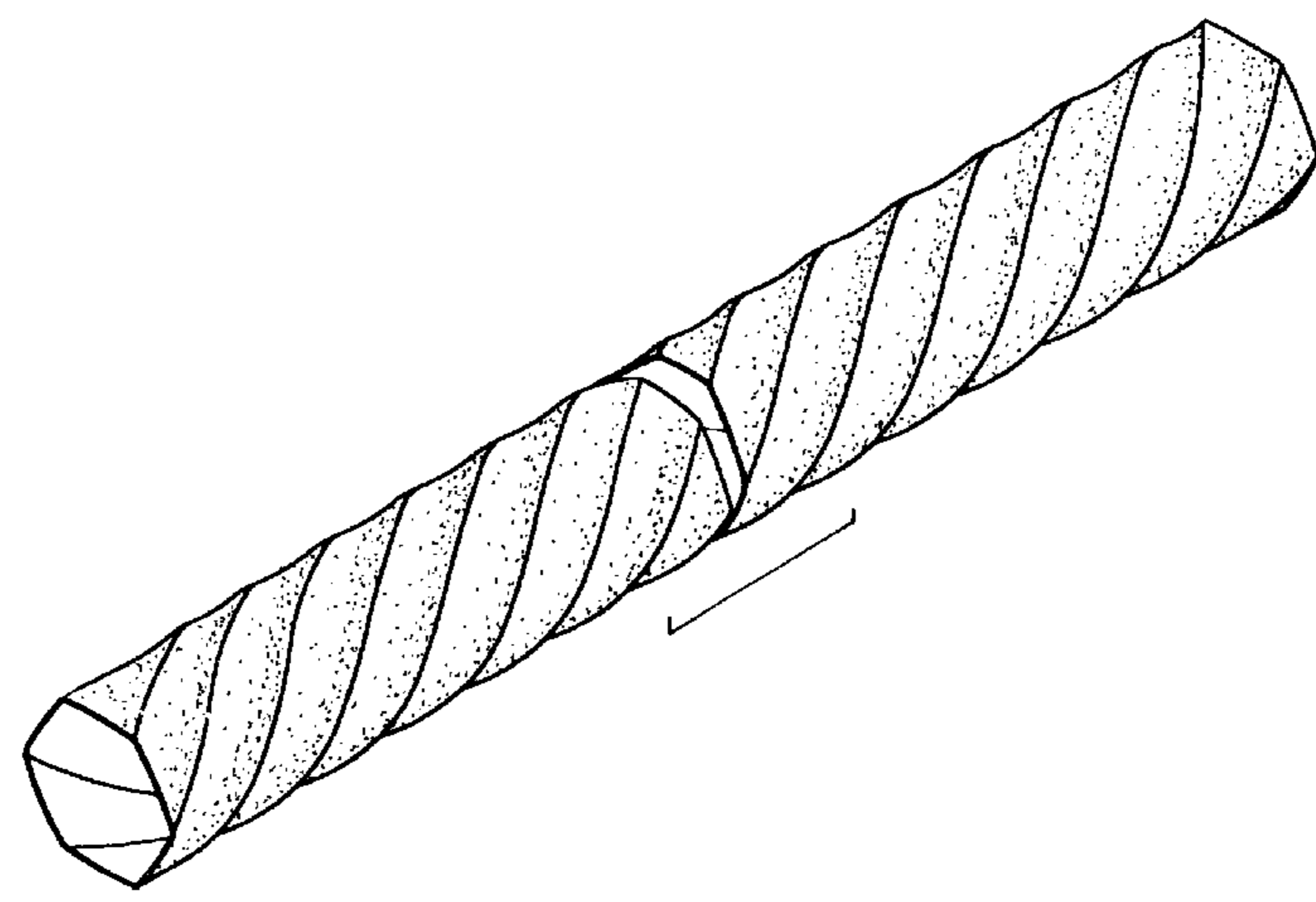
(57) **CLAIM**

The ornamental design for tubular part for furniture, as shown and described.

DESCRIPTION

FIG. 1 is a perspective view of tubular part for furniture showing my new design;
FIG. 2 is a front elevational view thereof;
FIG. 3 is a rear elevational view thereof;
FIG. 4 is a left side elevational view thereof;
FIG. 5 is a right side elevational view thereof;
FIG. 6 is a top plan view thereof; and,
FIG. 7 is a bottom plan view thereof.
A break is shown in FIGS. 1, 4, 5, 6, and 7 to indicate indeterminate length.

1 Claim, 4 Drawing Sheets






FIG. 1





FIG. 2

FIG. 3

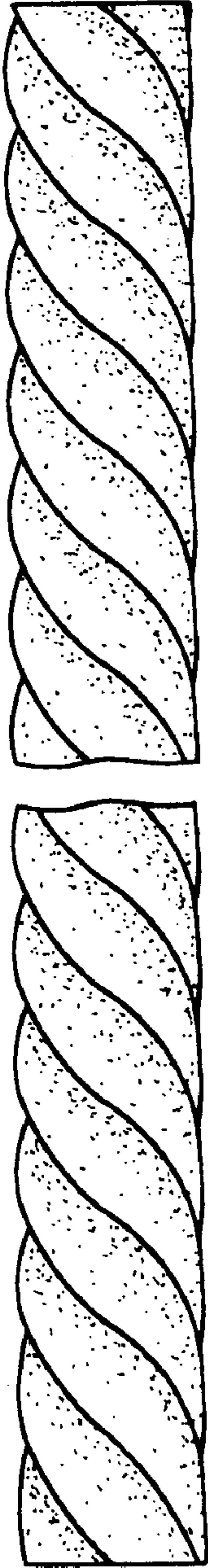


FIG. 4

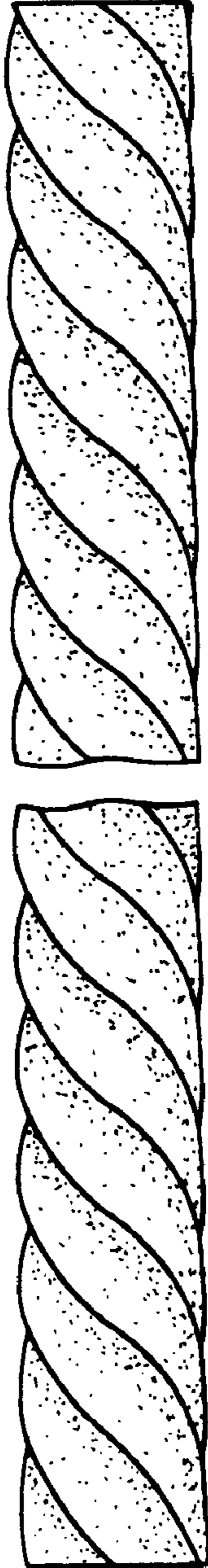


FIG. 5

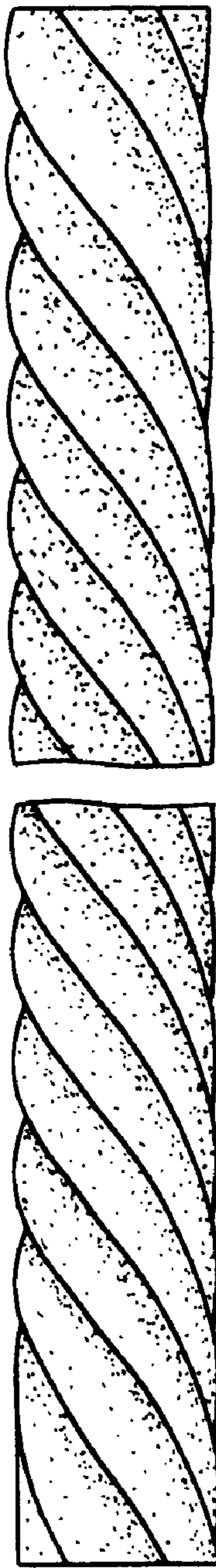


FIG. 6

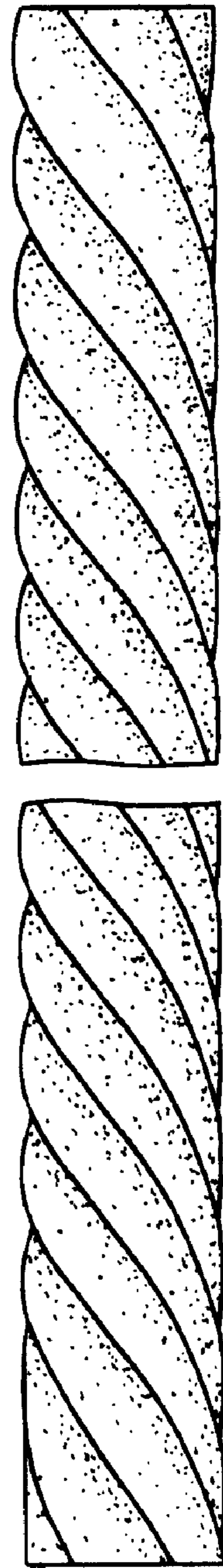


FIG. 7