



US00D469273S

(12) **United States Design Patent**
Stanton

(10) **Patent No.:** **US D469,273 S**

(45) **Date of Patent:** **** Jan. 28, 2003**

(54) **ARMOIRE**

(75) **Inventor:** **Shawn C. Stanton**, High Point, NC (US)

(73) **Assignee:** **Thomasville Furniture Industries, Inc.**, Thomasville, NC (US)

(**) **Term:** **14 Years**

(21) **Appl. No.:** **29/159,211**

(22) **Filed:** **Apr. 17, 2002**

(51) **LOC (7) Cl.** **06-04**

(52) **U.S. Cl.** **D6/439; D6/441**

(58) **Field of Search** **D6/432-448, 470; 312/204, 224, 237, 278, 279**

(56) **References Cited**

U.S. PATENT DOCUMENTS

D441,220 S	*	5/2001	Vaaler	D6/446
D460,636 S	*	7/2002	Stanton	D6/439
D462,198 S	*	9/2002	O'Hare	D6/446

OTHER PUBLICATIONS

English Furniture, Cescinsky, Mahogany Wardrobe, P. 275, 1968.*

Furniture Today, Butler, Heritage Collection secretary with hutch, p. 174, Apr. 3, 2000.*

A George IV Mahogany Breakfront Library Bookcase, p. 46 of unknown source, date unknown, available as of filing date.

Photo of Armoire, taken in ABC Carpet Store in New York, taken Mar. 28, 2001.

Armoire, Trafalgar Square Collection brochure, Thomasville Furniture Industries, Inc., p. 9, 1998.

Armoire, Carlton Hall Collection brochure, Thomasville Furniture Industries, Inc., p. 12, 1996.

* cited by examiner

Primary Examiner—Cathron C. Brooks

(74) *Attorney, Agent, or Firm*—Womble Carlyle Sandridge & Rice, PLLC

(57) **CLAIM**

The ornamental design for an armoire, as shown and described.

DESCRIPTION


FIG. 1 is a left front perspective view of an armoire showing my new design;

FIG. 2 is a front elevational view thereof; and,

FIG. 3 is a side elevational view, the opposite side being a mirror image thereof.

The views of the armoire not shown form no part of the claimed design. The dashed lines depicting hardware represent environmental elements only and form no part of the claimed design. The shading shown on the surfaces of FIGS. 1-3, including the door fronts and side panels, indicate a planar surface.

1 Claim, 3 Drawing Sheets






FIG. 1.




FIG. 2.

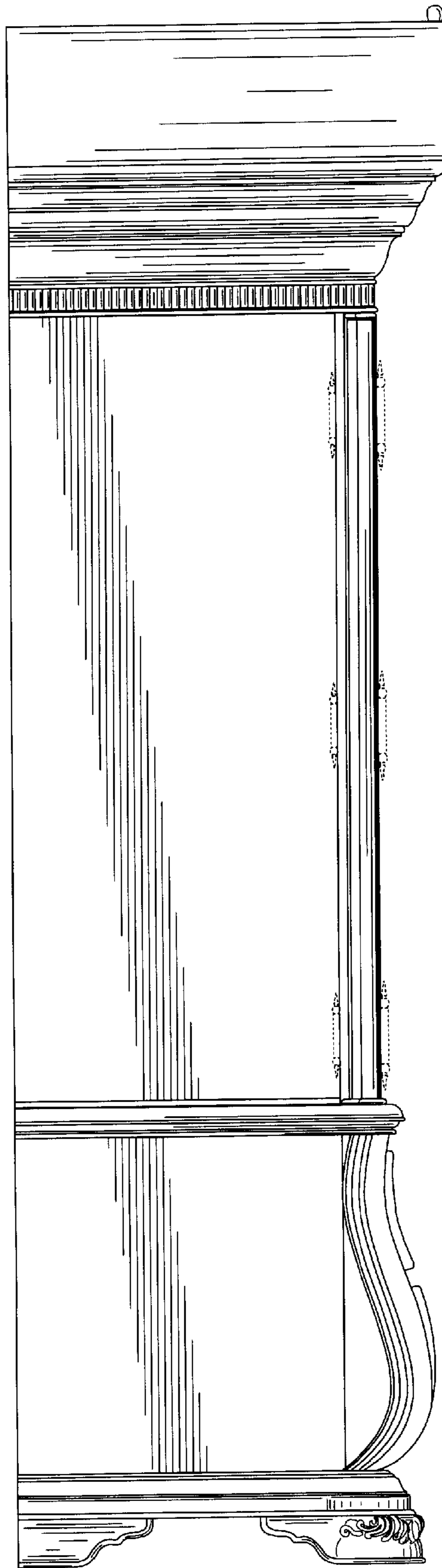


FIG. 3.