



US00D469272S

(12) **United States Design Patent**  
**Werner**

(10) **Patent No.:** **US D469,272 S**

(45) **Date of Patent:** **\*\* Jan. 28, 2003**

(54) **DISPLAY UNIT**

(75) Inventor: **Keith Werner**, Hartford, CT (US)

(73) Assignee: **Kolo, LLC**, Hartford, CT (US)

(\*\*) Term: **14 Years**

(21) Appl. No.: **29/163,404**

(22) Filed: **Jul. 3, 2002**

(51) **LOC (7) Cl.** ..... **06-04**

(52) **U.S. Cl.** ..... **D6/437**

(58) **Field of Search** ..... D6/436, 437, 438,  
D6/477-479, 465; 211/13.1, 85.3, 85.4;  
108/59, 93; 312/114, 278, 279

(56) **References Cited**

**U.S. PATENT DOCUMENTS**

D239,993 S	*	5/1976	Leath	.....	D6/463
D243,891 S	*	4/1977	Snyder	.....	D6/462 X
D288,640 S	*	3/1987	Campbell	.....	D6/465
D306,805 S	*	3/1990	Larson et al.	.....	D6/462
D349,202 S	*	8/1994	Eliadis et al.	.....	D6/467
D364,258 S	*	11/1995	Whittington	.....	D6/465 X
D435,743 S	*	1/2001	Glauth et al.	.....	D6/465
6,193,085 B1	*	2/2001	Nook et al.	.....	211/187

\* cited by examiner

*Primary Examiner*—Cathron C. Brooks

(74) *Attorney, Agent, or Firm*—Howard C. Miskin, Esq.;  
Gloria Tsui-Yip, Esq.

(57) **CLAIM**

The ornamental design for a display unit, as shown and described.

**DESCRIPTION**

FIG. 1 is a perspective view of my new design;

FIG. 2 is a front elevational view;

FIG. 3 is a rear elevational view;

FIG. 4 is a top plan view;

FIG. 5 is a bottom plan view;

FIG. 6 is a right side view, the left side view being a mirror image thereof;

FIG. 7 is a perspective view of a second embodiment of my new design; and,

FIG. 8 is a perspective view of a third embodiment of my new design.

The broken line showing of text or graphic in FIGS. 1, 2, 3 and 8 is for illustrative purposes only and forms no part of the claimed design.

**1 Claim, 7 Drawing Sheets**





FIG. 1

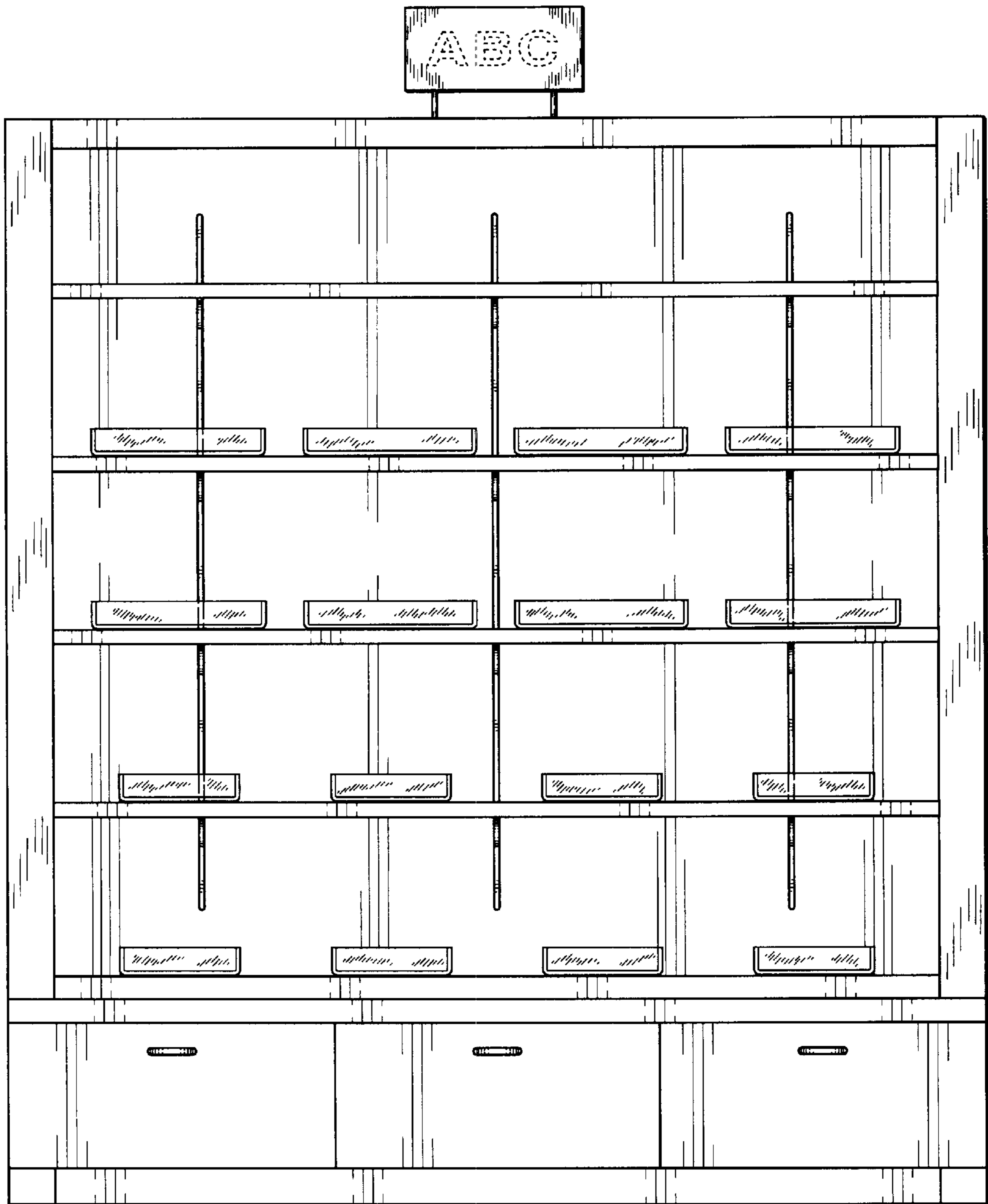


FIG. 2




FIG. 3

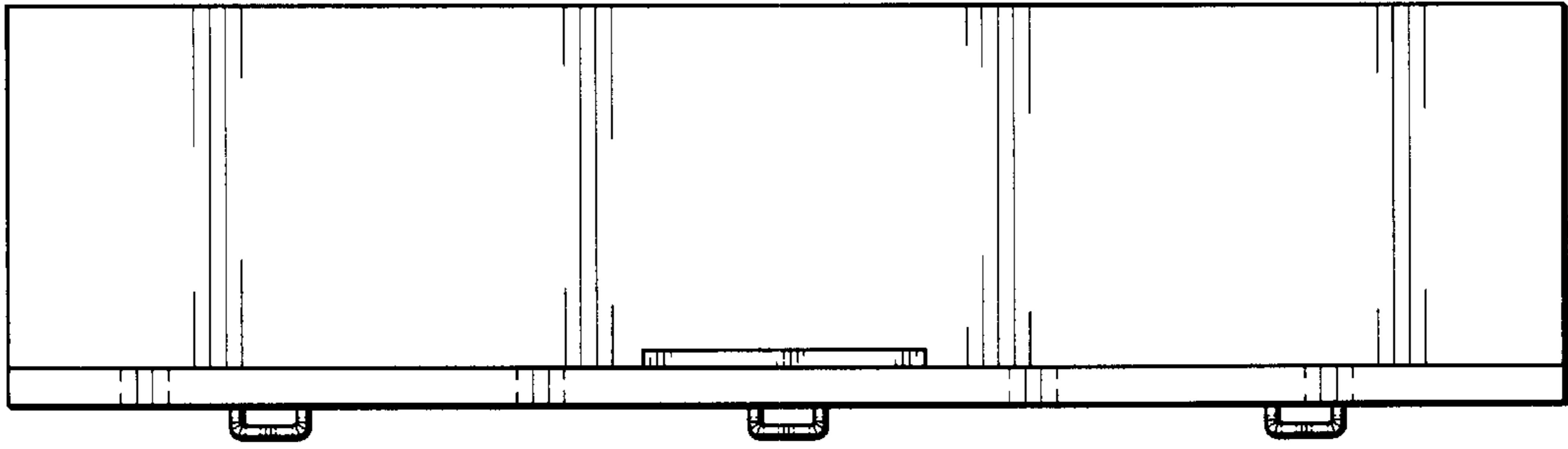


FIG. 4

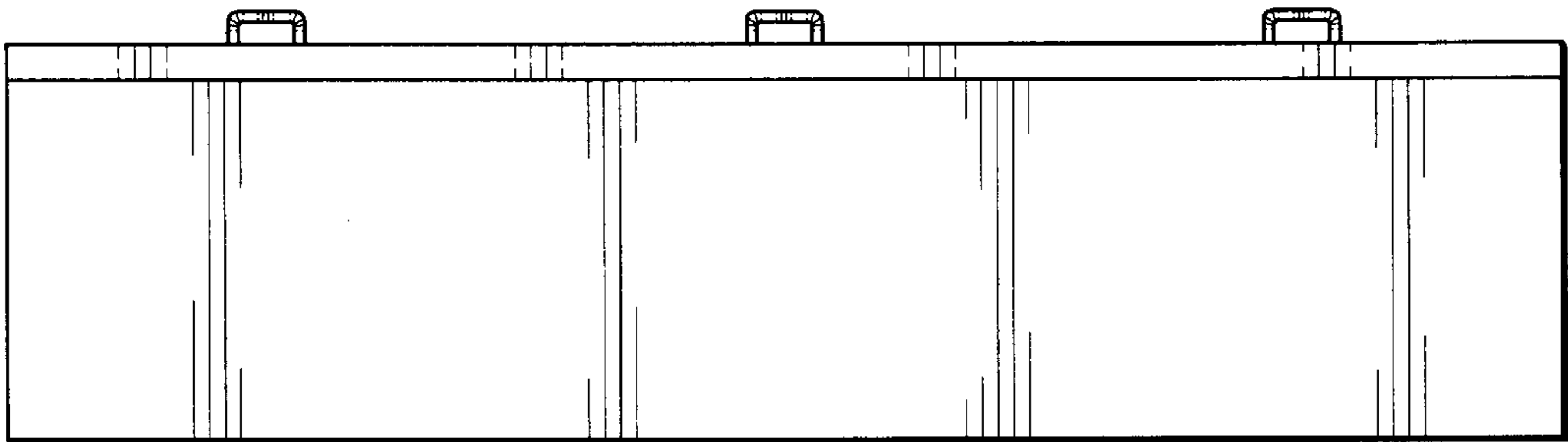


FIG. 5

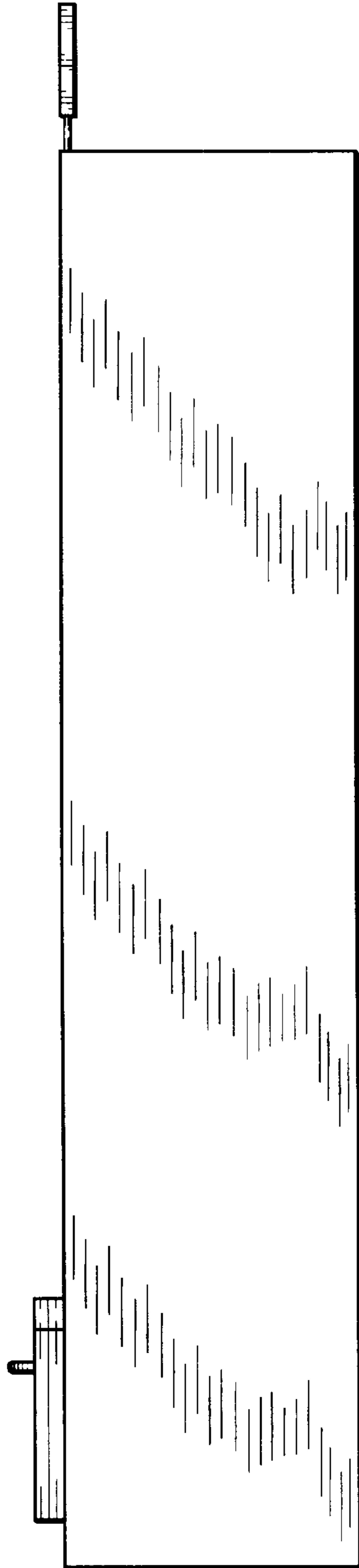


FIG. 6



FIG. 7




FIG. 8