



US00D469264S

(12) **United States Design Patent**
Natuzzi et al.

(10) **Patent No.:** **US D469,264 S**
(45) **Date of Patent:** **** Jan. 28, 2003**

(54) **EASY-CHAIR**

(75) Inventors: **Pasquale Natuzzi**, Santeramo in Colle (IT); **Annamaria Mastrolonardo**, Adelfia (IT)

(73) Assignee: **Industrie Natuzzi S.p.A.**, Santeramo in Colle (IT)

(**) Term: **14 Years**

(21) Appl. No.: **29/148,173**

(22) Filed: **Sep. 17, 2001**

(51) **LOC (7) Cl.** **06-01**

(52) **U.S. Cl.** **D6/334**

(58) **Field of Search** D6/334, 364, 371, D6/381, 500, 501, 502; 297/445.1

(56) **References Cited**

U.S. PATENT DOCUMENTS

D380,907 S	*	7/1997	Chandler	D6/334
D399,364 S	*	10/1998	Natuzzi et al.	D6/381
D405,966 S	*	2/1999	Hulton	D6/334
D430,411 S	*	9/2000	Zaidman	D6/334
D440,414 S	*	4/2001	Natuzzi et al.	D6/334

OTHER PUBLICATIONS

Bloomington's, p. 24, Chair in background right by Milling Road, Jul. 5, 1994.*

* cited by examiner

Primary Examiner—Gary D. Watson

(74) *Attorney, Agent, or Firm*—Harrison & Egbert

(57) **CLAIM**

The ornamental design for an easy-chair, as shown and described.

DESCRIPTION

FIG. 1 is a front perspective view of an easy-chair showing our new design;

FIG. 2 is a front elevational view thereof,


FIG. 3 is a top view thereof,

FIG. 4 is a left side view thereof, the right side view being a mirror image; and,

FIG. 5 is a rear perspective view thereof.

The broken lines shown are understood to represent stitching.

1 Claim, 3 Drawing Sheets






FIG. 1




FIG. 2




FIG. 3

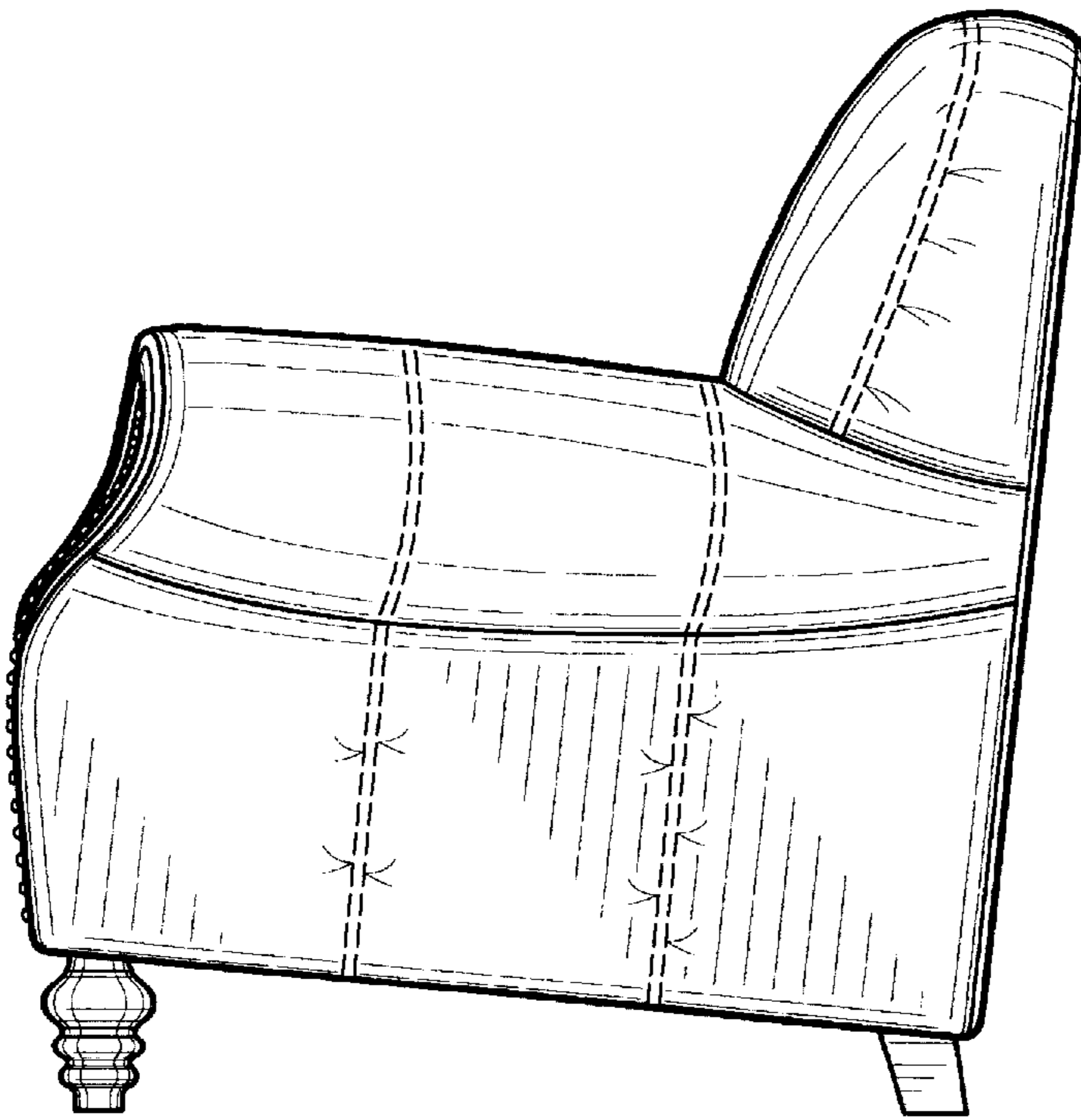


FIG. 4

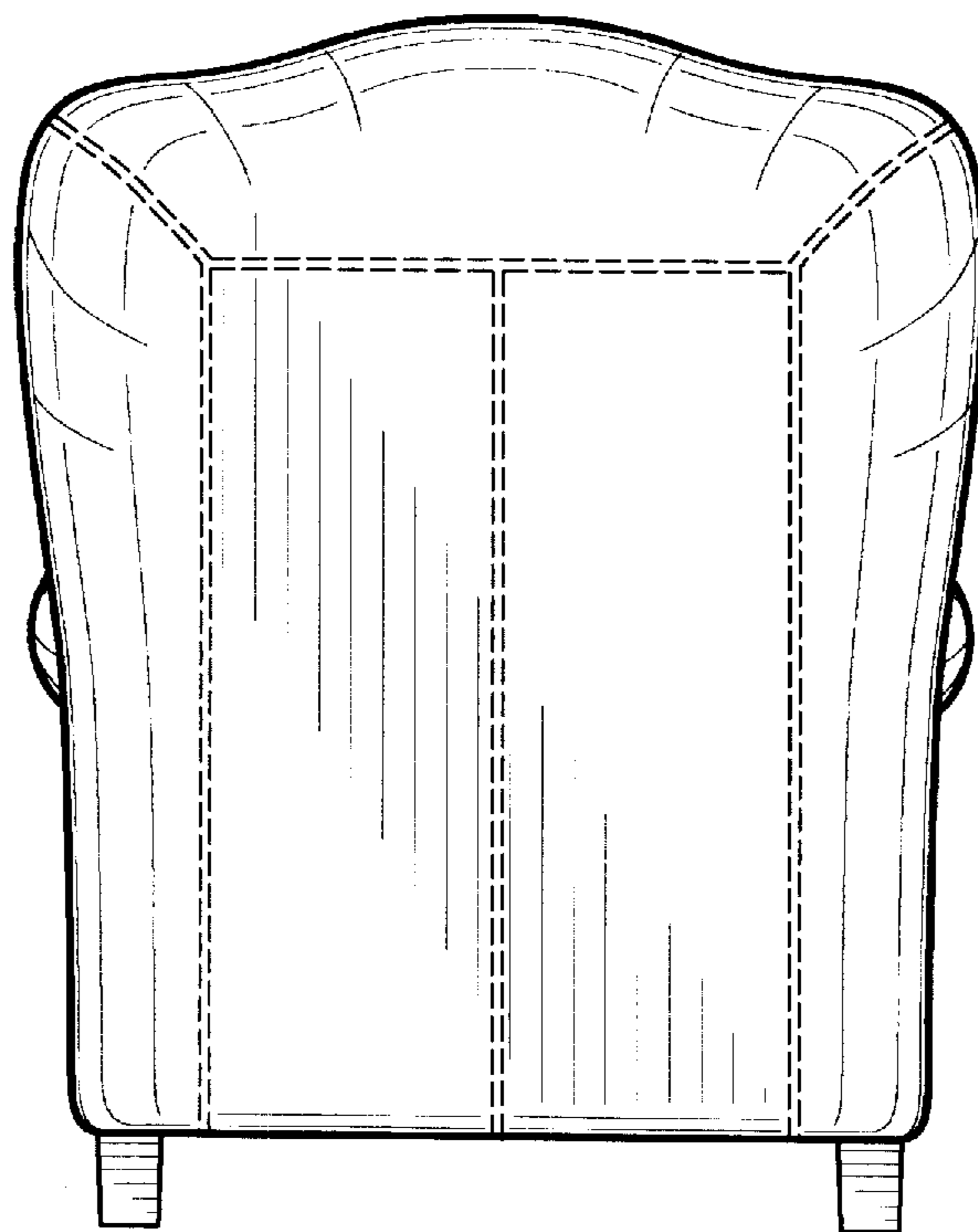


FIG. 5