



US00D469261S

(12) **United States Design Patent**
Stanton

(10) **Patent No.:** **US D469,261 S**
(45) **Date of Patent:** **** Jan. 28, 2003**

(54) **MIRROR**

(75) Inventor: **Shawn C. Stanton**, High Point, NC (US)

(73) Assignee: **Thomasville Furniture Industries, Inc.**, Thomasville, NC (US)

(**) Term: **14 Years**

(21) Appl. No.: **29/159,209**

(22) Filed: **Apr. 17, 2002**

(51) **LOC (7) Cl.** **06-07**

(52) **U.S. Cl.** **D6/300**

(58) **Field of Search** D6/300-303, 308-314;
40/700, 711, 714-716, 720, 735, 739, 745,
765, 790, 798; 359/838, 871

(56) **References Cited**

U.S. PATENT DOCUMENTS

D216,132 S	*	11/1969	Chapin	D6/300
D390,009 S	*	2/1998	Walters, III et al.	D6/300
D409,844 S	*	5/1999	Cain	D6/300
D460,864 S	*	7/2002	Stanton	D6/300

OTHER PUBLICATIONS

Home Furnishings Daily, Dec. 17, 1965, X5003 mirror at left.*

Ornamentation on Window Rail, source and date unknown, available as of filing date.

4300-04 Mirror, Carlyle Collection brochure, Henredon Furniture, p. 3, 1998.

Landscape Mirror, Trafalgar Square Collection brochure, Thomasville Furniture Industries, Inc., p. 6, 1998.

* cited by examiner

Primary Examiner—Janice E. Seeger

(74) *Attorney, Agent, or Firm*—Womble Carlyle Sandridge & Rice, PLLC

(57) **CLAIM**

The ornamental design for a mirror, as shown and described.

DESCRIPTION


FIG. 1 is a left front perspective view of a mirror showing my new design;

FIG. 2 is a side elevational view, the opposite side being a mirror image thereof; and,

FIG. 3 is a front elevational view thereof.

The views of the mirror not shown form no part of the claimed design.

1 Claim, 2 Drawing Sheets



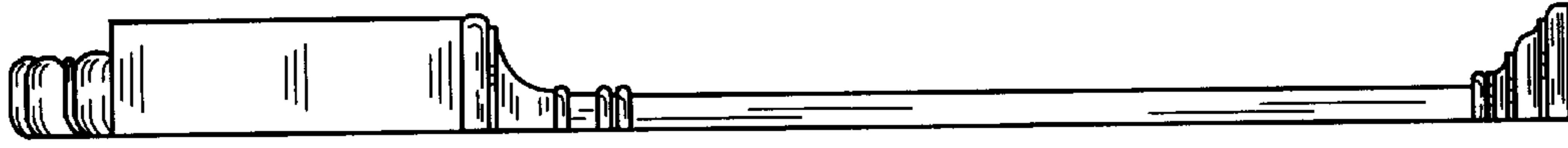


FIG. 2

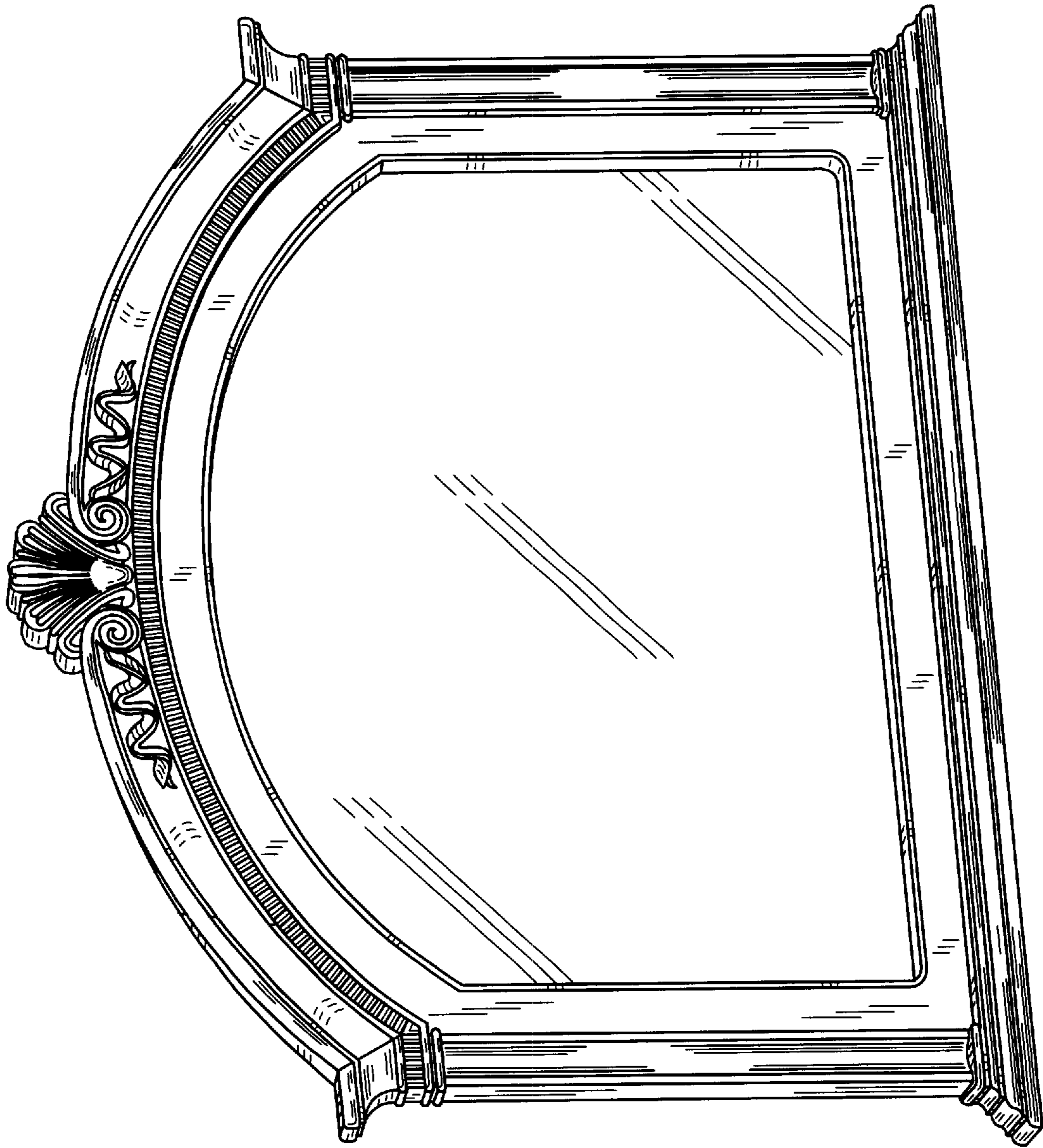


FIG. 1

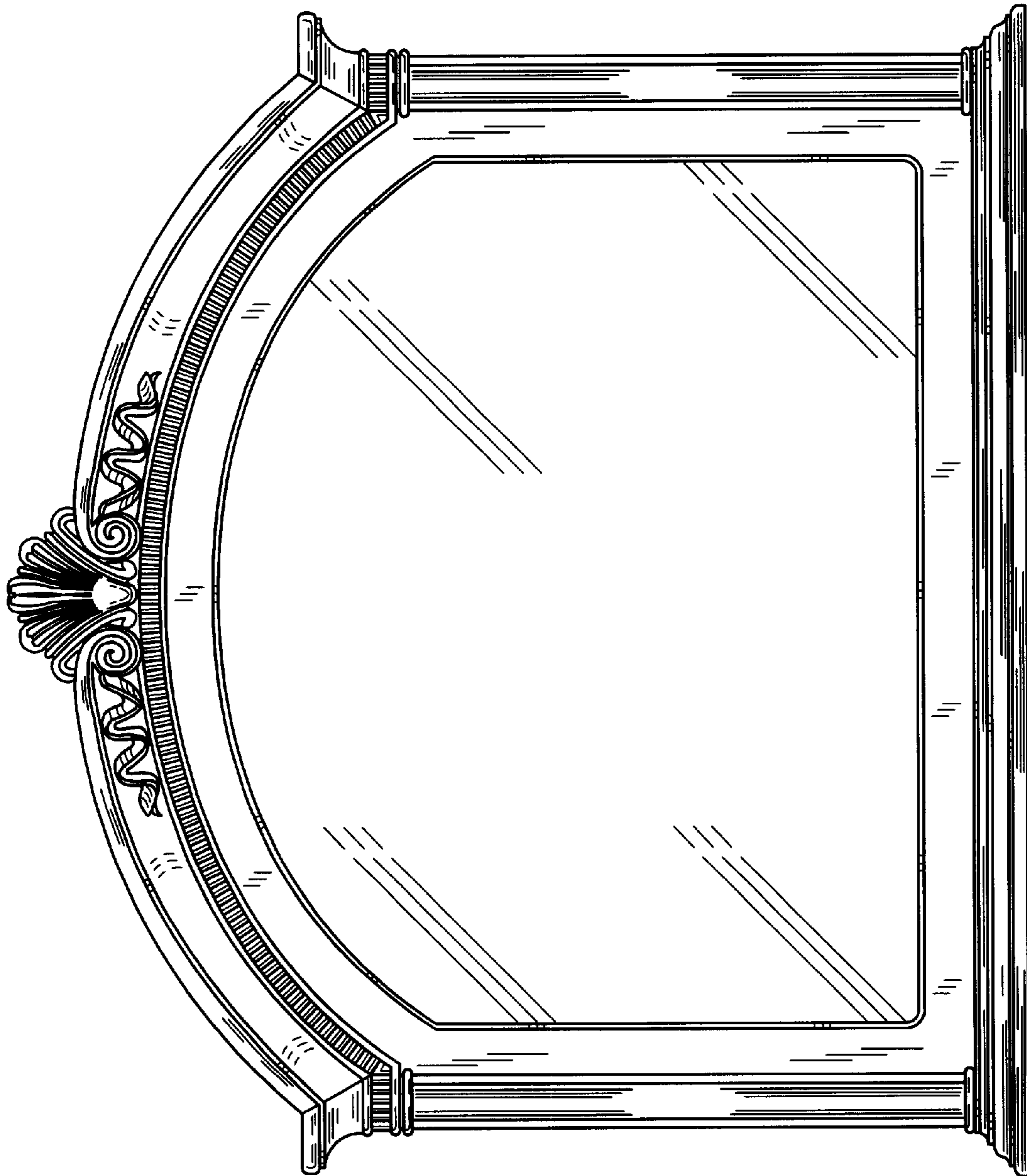


FIG. 3