



US00D469254S

(12) **United States Design Patent**
Johnson

(10) **Patent No.:** **US D469,254 S**

(45) **Date of Patent:** **** Jan. 28, 2003**

(54) **TRANSPORT CASE FOR PORTABLE
EXPANDING FILE FOLDERS**

(75) **Inventor:** **Lynne B. Johnson**, St. Louis County,
MO (US)

(73) **Assignee:** **Cardinal Brands, Inc.**, St. Louis, MO
(US)

(* **Notice:** This patent is subject to a terminal dis-
claimer.

(**) **Term:** **14 Years**

(21) **Appl. No.:** **29/155,529**

(22) **Filed:** **Feb. 11, 2002**

Related U.S. Application Data

(63) Continuation of application No. 10/054,198, filed on Jan. 22,
2002, which is a continuation of application No. 09/921,974,
filed on Aug. 3, 2001, now Pat. No. 6,364,110.

(60) Provisional application No. 60/222,571, filed on Aug. 3,
2000.

(51) **LOC (7) Cl.** **03-01**

(52) **U.S. Cl.** **D3/303; D3/900; D3/902**

(58) **Field of Search** **D3/232, 233, 303,
D3/900, 902; D19/26, 75, 78, 86, 92; 150/100,
149, 900; 190/11, 109, 111-114, 119, 900-903;
206/311, 425; 229/67.3, 67.4**

(56) **References Cited**

U.S. PATENT DOCUMENTS

329,676 A 11/1885 Reade

(List continued on next page.)

OTHER PUBLICATIONS

“Declaration of Dennis C. Martin and associated Exhibit C
(Jun. 5, 2002)”.

Primary Examiner—Louis S. Zarfes

Assistant Examiner—Monica A. Weingart

(74) *Attorney, Agent, or Firm*—Lewis, Rice & Fingersh,
L.C.

(57) **CLAIM**

The ornamental design of a transport case for portable
expanding file folders, as shown and described.

DESCRIPTION

FIG. 1 provides a perspective view of the design when in a
closed position.

FIG. 2 provides a front cover elevational view of the design.

FIG. 3 provides a rear cover elevational view of the design.

FIG. 4 provides a top edge plan view of the design in a
closed position.

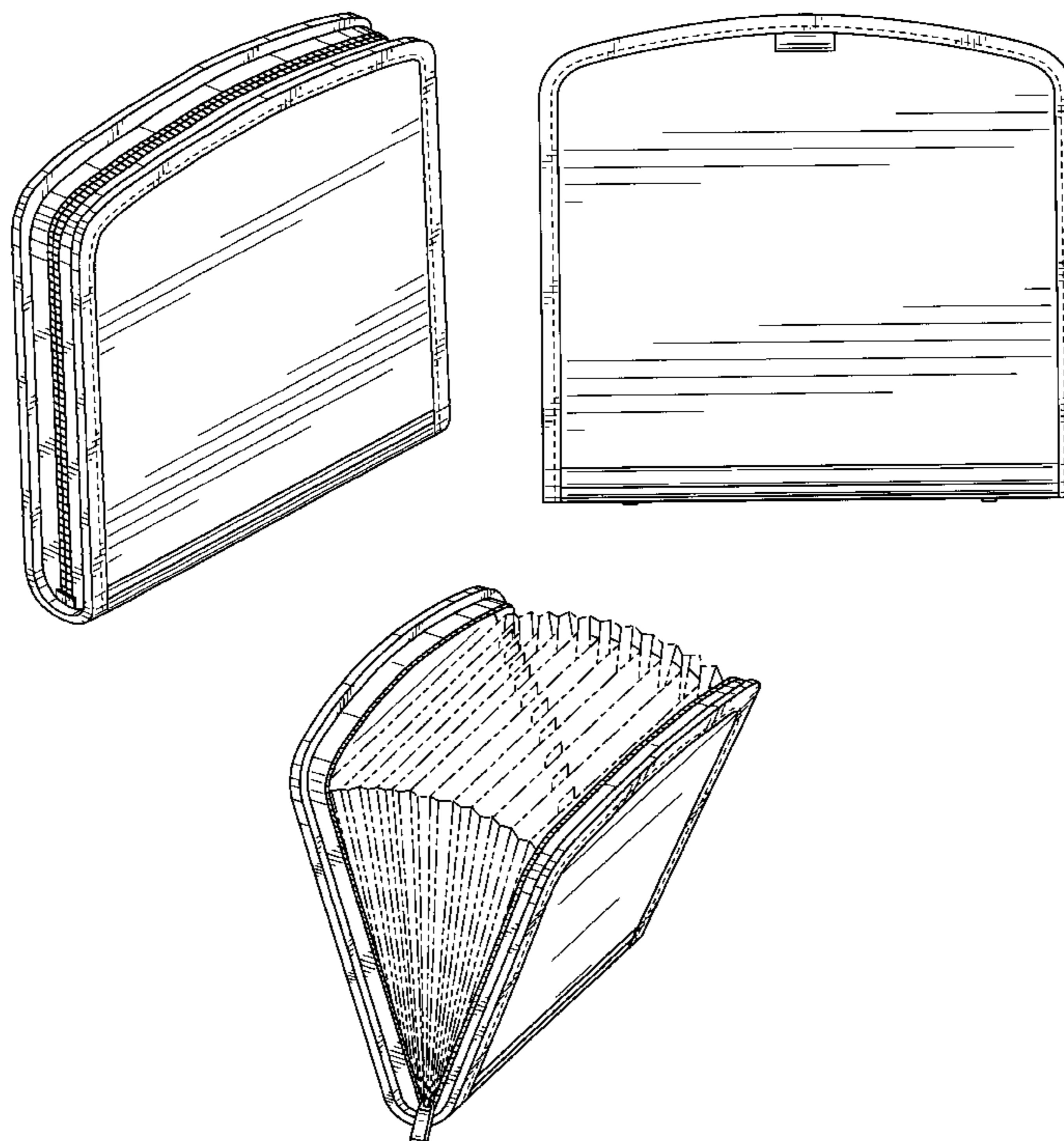
FIG. 5 provides a spine (bottom) edge plan view of the
design.

FIG. 6 provides a left side edge plan view of the design in
a closed position.

FIG. 7 provides a right side edge plan view of the design in
a closed position; and,

FIG. 8 provides a perspective view of the design when in an
open position. The broken lines define a file folder of the
type which can be placed within the design and form no part
of the claimed design.

1 Claim, 6 Drawing Sheets



US D469,254 S

Page 2

U.S. PATENT DOCUMENTS

382,716 A	5/1888	Matthews	5,064,069 A	11/1991	Su
635,582 A	10/1899	Pedrick	D323,934 S	2/1992	Prat
821,019 A	5/1906	Cooke, Jr.	D335,958 S	6/1993	Peersmann
1,842,077 A	1/1932	Doughty	D340,133 S	10/1993	Hayes-Pankhurst et al.
1,983,036 A	* 12/1934	Kaufmann 190/901	5,271,502 A	12/1993	Chang
2,053,695 A	* 9/1936	Buxton 190/109	D346,403 S	4/1994	Ros
3,123,190 A	3/1964	Lifton	D346,404 S	4/1994	Ros
3,263,779 A	8/1966	Bialer	D352,604 S	11/1994	Johnson
3,543,825 A	12/1970	Dobbs	5,630,509 A	5/1997	Su
D243,974 S	4/1977	Tracy	5,664,724 A	9/1997	Ho
4,263,951 A	4/1981	Siegel	5,695,054 A	* 12/1997	Weisburn et al. 206/311 X
4,265,286 A	5/1981	Rapoport	D406,697 S	3/1999	Moor
D278,858 S	5/1985	Katz et al.	D407,432 S	* 3/1999	Tell D3/303 X
D278,859 S	5/1985	Katz et al.	D412,936 S	* 8/1999	Hodes D19/26
4,730,727 A	3/1988	Petroff	5,947,279 A	9/1999	Lee et al.
4,754,790 A	7/1988	Meyers	D421,526 S	3/2000	Isaacson
D299,791 S	2/1989	Bishop	D424,615 S	5/2000	Wyant
4,936,454 A	6/1990	Wang	D424,804 S	5/2000	Isaacson
D312,351 S	11/1990	Bishop	D435,863 S	1/2001	Eskandry
4,974,652 A	12/1990	Lemler	D449,166 S	10/2001	Shapiro
4,988,038 A	1/1991	Mitsuyama	D449,645 S	* 10/2001	Gung D19/26

* cited by examiner

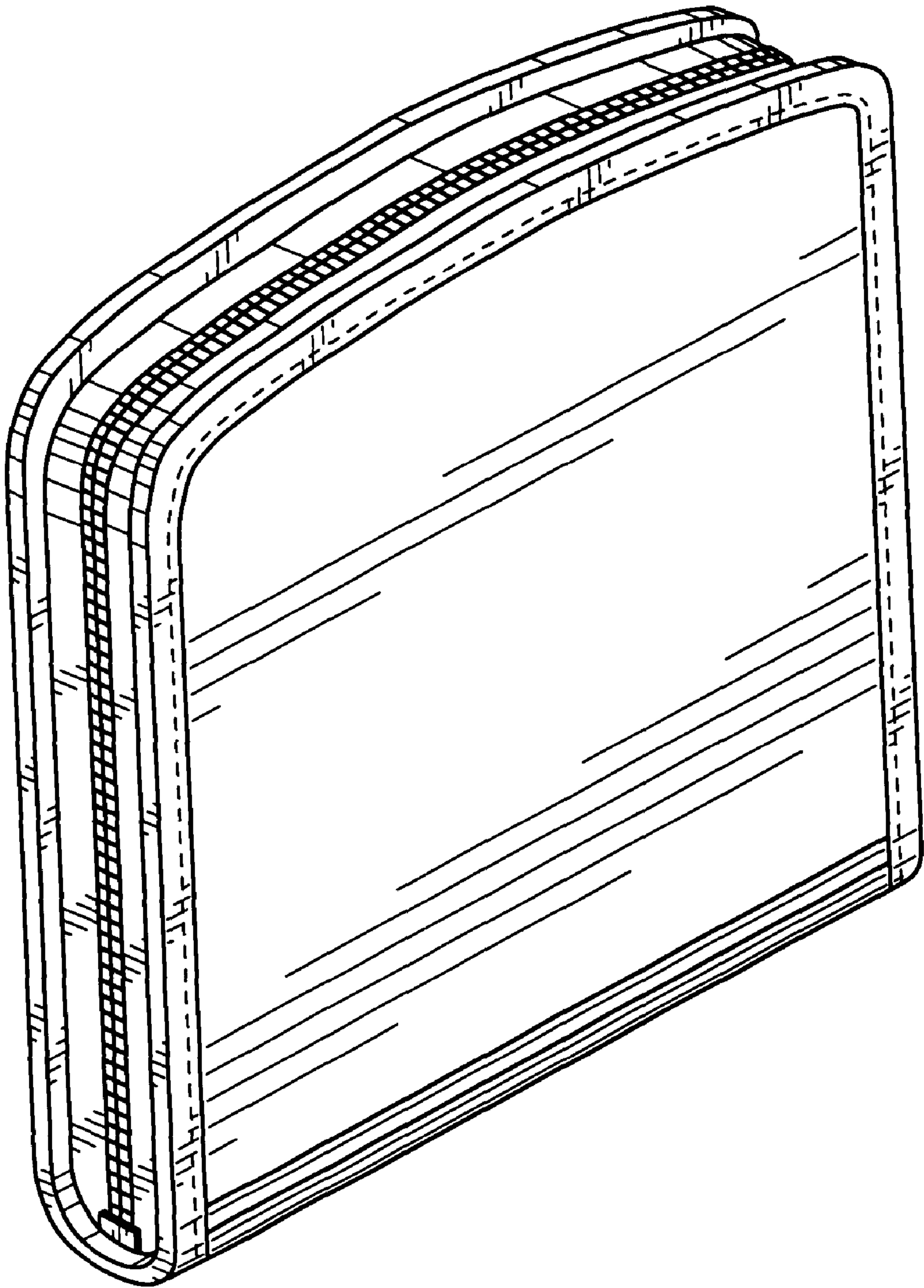


FIG. 1




FIG. 2




FIG. 3

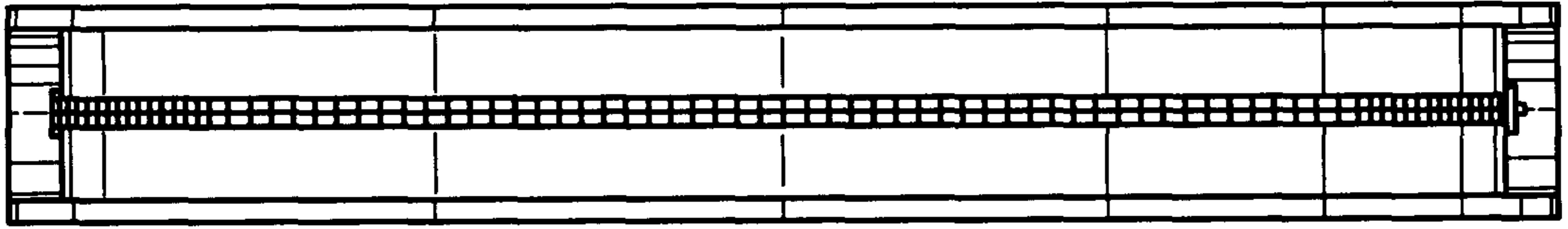


FIG. 4




FIG. 5

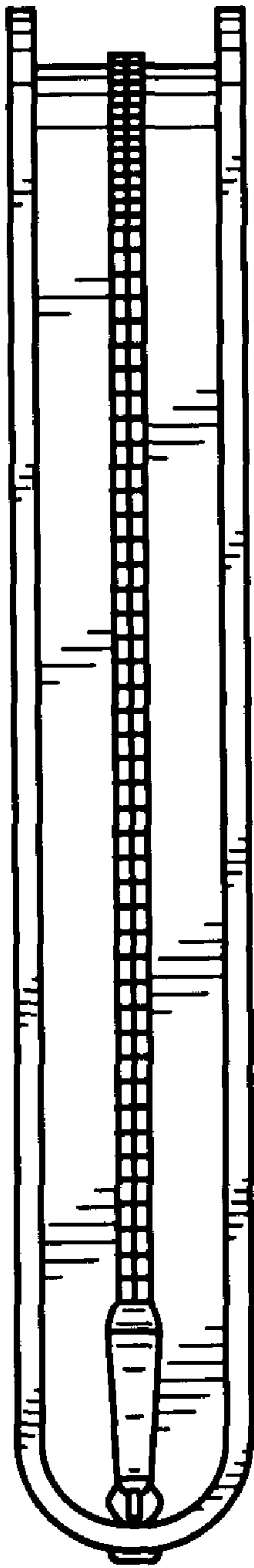


FIG. 6

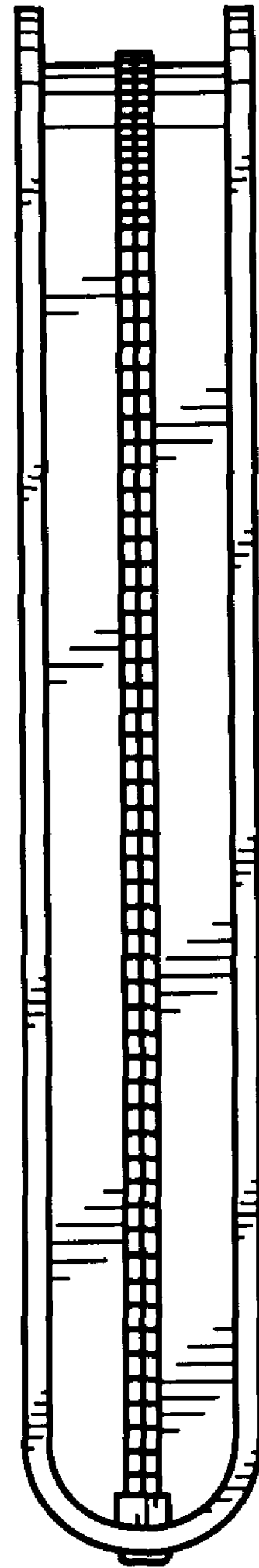


FIG. 7

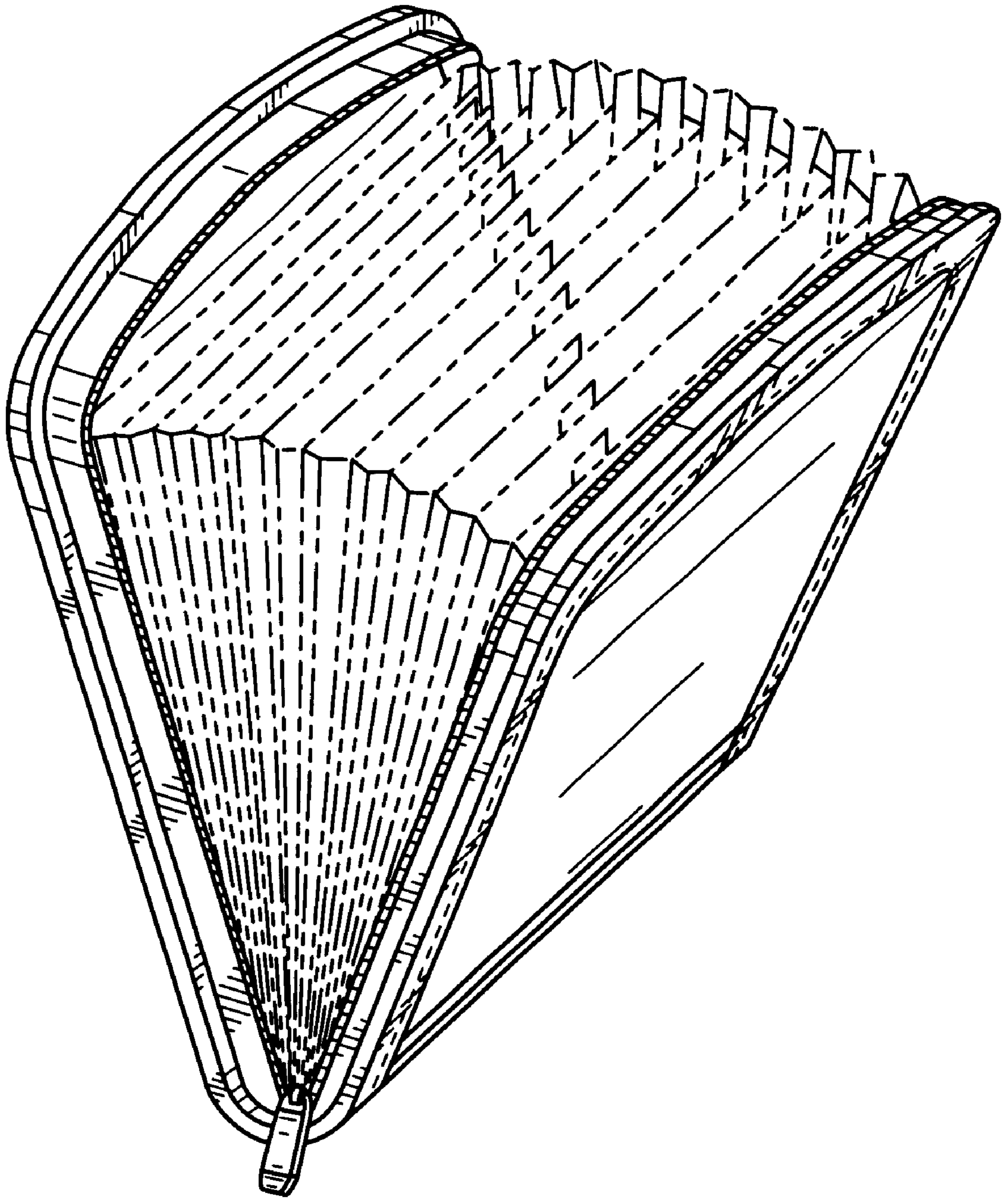


FIG. 8