



US00D469244S

(12) **United States Design Patent**
Robinson, Jr. et al.

(10) **Patent No.:** **US D469,244 S**

(45) **Date of Patent:** **** Jan. 28, 2003**

(54) **GOLF OUTSOLE**

(75) Inventors: **Douglas K. Robinson, Jr.**, Mansfield, MA (US); **John F. Lane, III**, Rockland, MA (US); **John J. Erickson**, Brockton, MA (US); **James M. Feeney**, Dedham, MA (US)

(73) Assignee: **Acushnet Company**, Fairhaven, MA (US)

(**) Term: **14 Years**

(21) Appl. No.: **29/154,037**

(22) Filed: **Jan. 14, 2002**

(51) **LOC (7) Cl.** **02-04**

(52) **U.S. Cl.** **D2/951; D2/954; D2/956; D2/959; D2/960**

(58) **Field of Search** **D2/946-948, 951-962, D2/967, 972, 977; 36/7.3, 7.5, 14, 25 R, 32 R, 3 B, 59 R**

(56) **References Cited**

U.S. PATENT DOCUMENTS

3,082,549 A	*	3/1963	Dolceamore	36/128
4,885,851 A	*	12/1989	Peterson	36/127
D331,658 S	*	12/1992	Blissett	D2/955
D368,156 S	*	3/1996	Longbottom et al.	D2/962
D368,157 S	*	3/1996	Erickson	D2/962
D384,496 S	*	10/1997	Erickson	D2/962
5,768,806 A	*	6/1998	Parisotto	36/103
D400,346 S	*	11/1998	Singer	D2/959
D402,449 S	*	12/1998	Robinson et al.	D2/951

D403,147 S	*	12/1998	Erickson	D2/962
D411,244 S	*	6/1999	Robinson et al.	D2/954
D412,392 S	*	8/1999	Singer	D2/951
D416,670 S	*	11/1999	Singer	D2/955
D420,209 S	*	2/2000	Singer	D2/951
D420,496 S	*	2/2000	Singer	D2/951
6,161,315 A	*	12/2000	Dalton	36/134
D436,718 S	*	1/2001	Patterson et al.	D2/956
D436,719 S	*	1/2001	Dalton	D2/960
D444,935 S	*	7/2001	Lane, III et al.	D2/959
6,289,611 B1	*	9/2001	Patterson et al.	36/127
D455,543 S	*	4/2002	Feeney et al.	D2/953
D459,576 S	*	7/2002	Erickson et al.	D2/954

* cited by examiner

Primary Examiner—Celia Murphy

(57) **CLAIM**

The ornamental design for a golf outsole, as shown and described.

DESCRIPTION

FIG. 1 is a bottom view of the golf outsole of our new design;


FIG. 2 is a left perspective view thereof;

FIG. 3 is a right perspective view thereof; and,

FIG. 4 is a back elevational view thereof.

The oval portion removed in FIGS. 1, 2 and 3 is merely indicating a potential logo. The circular portions removed in FIGS. 1, 2 and 3 are merely indicating a potential cleat locations. Neither the potential logo, nor the potential cleat locations, form any part of the claim.

1 Claim, 4 Drawing Sheets






Figure 1.




Figure 2.

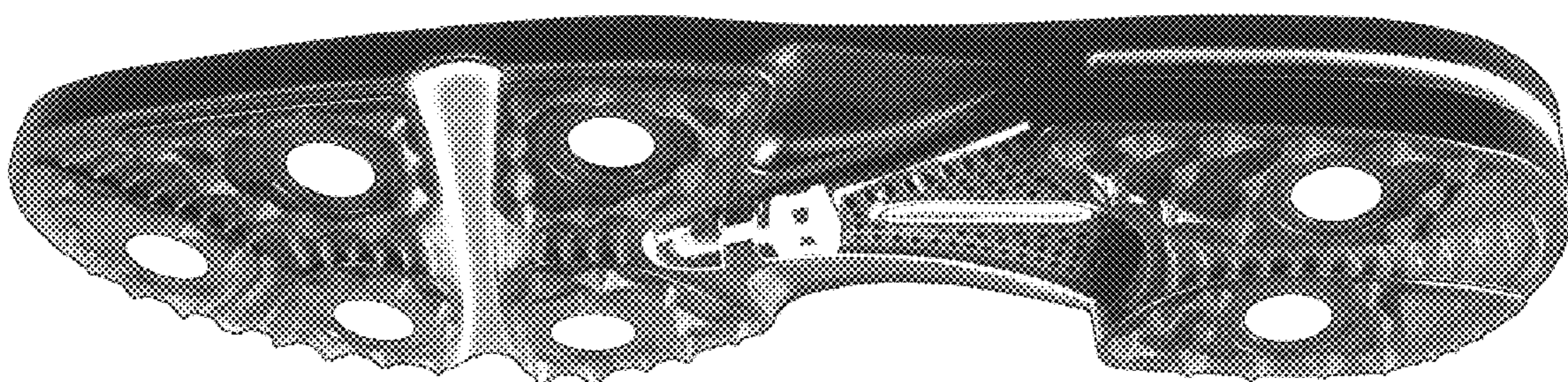


Figure 3.




Figure 4.