



US00D469237S

(12) **United States Design Patent**  
**Parker**

(10) **Patent No.:** **US D469,237 S**

(45) **Date of Patent:** **\*\* Jan. 21, 2003**

(54) **CREMATION REMAINS CONTAINER**

5,955,158 A	*	9/1999	Wilkins	.....	428/24
D418,271 S	*	12/1999	Parker	.....	D99/5
D425,283 S		5/2000	Thesken		
D442,347 S		5/2001	Parker		

(75) Inventor: **Daniel J. Parker**, Connerville, IN  
(US)

(73) Assignee: **Batesville Services, Inc.**, Batesville, IN  
(US)

(\*\*) Term: **14 Years**

(21) Appl. No.: **29/149,239**

(22) Filed: **Oct. 5, 2001**

(51) **LOC (7) Cl.** ..... **99-00**

(52) **U.S. Cl.** ..... **D99/5**

(58) **Field of Search** ..... D99/1, 5; 27/1,  
27/2, 35; 428/24

(56) **References Cited**

**U.S. PATENT DOCUMENTS**

5,079,049 A	*	1/1992	Kito et al.	.....	428/24
5,459,920 A	*	10/1995	Huang	.....	428/244 R
D385,081 S		10/1997	Parker		
5,813,098 A		9/1998	Schneider		
5,875,528 A		3/1999	Parker		

\* cited by examiner

*Primary Examiner*—Paula A. Mortimer

(74) *Attorney, Agent, or Firm*—Wood, Herron & Evans, LLP


(57) **CLAIM**

The ornamental design for a cremation remains container, as shown and described.

**DESCRIPTION**

FIG. 1 is a perspective view of my new, original and ornamental design for a cremation remains container; FIG. 2 is a front perspective view thereof; FIG. 3 is a right side perspective view thereof; FIG. 4 is a left side perspective view thereof; FIG. 5 is a rear perspective view thereof; FIG. 6 is a top perspective view thereof; and, FIG. 7 is a bottom perspective view thereof.

**1 Claim, 4 Drawing Sheets**






FIG. 1

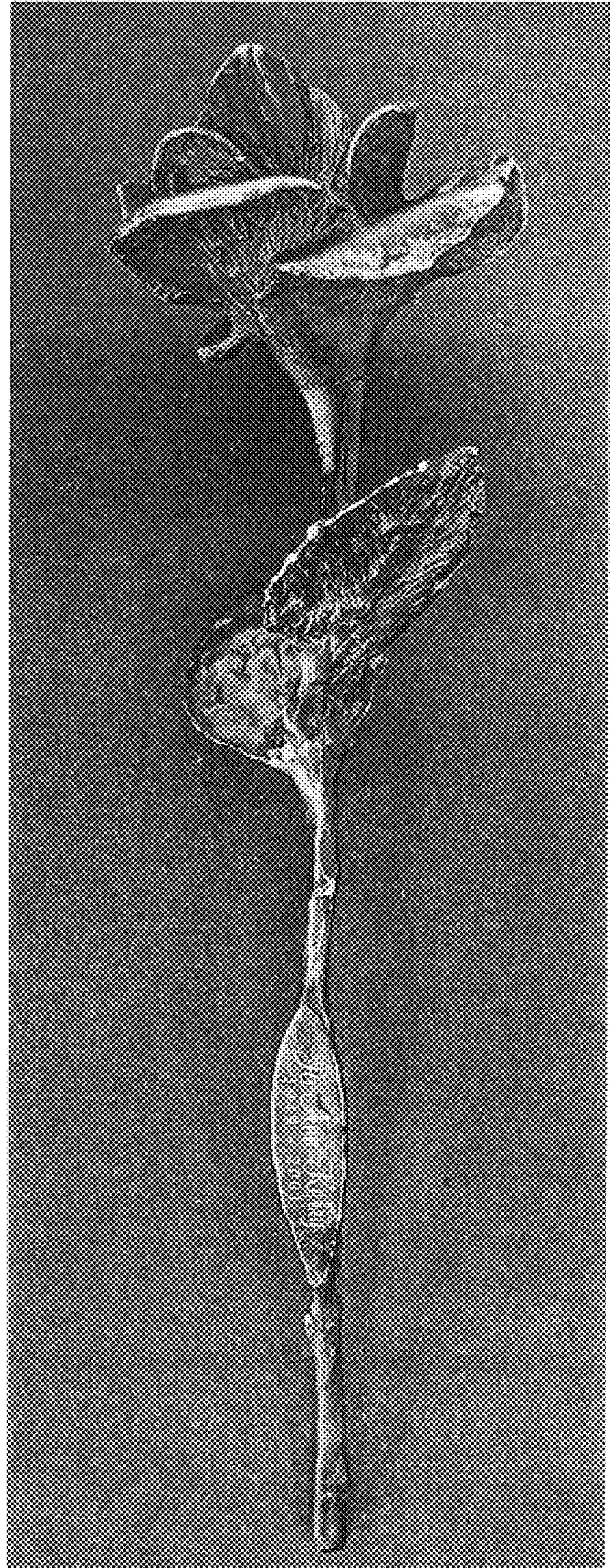


FIG. 2

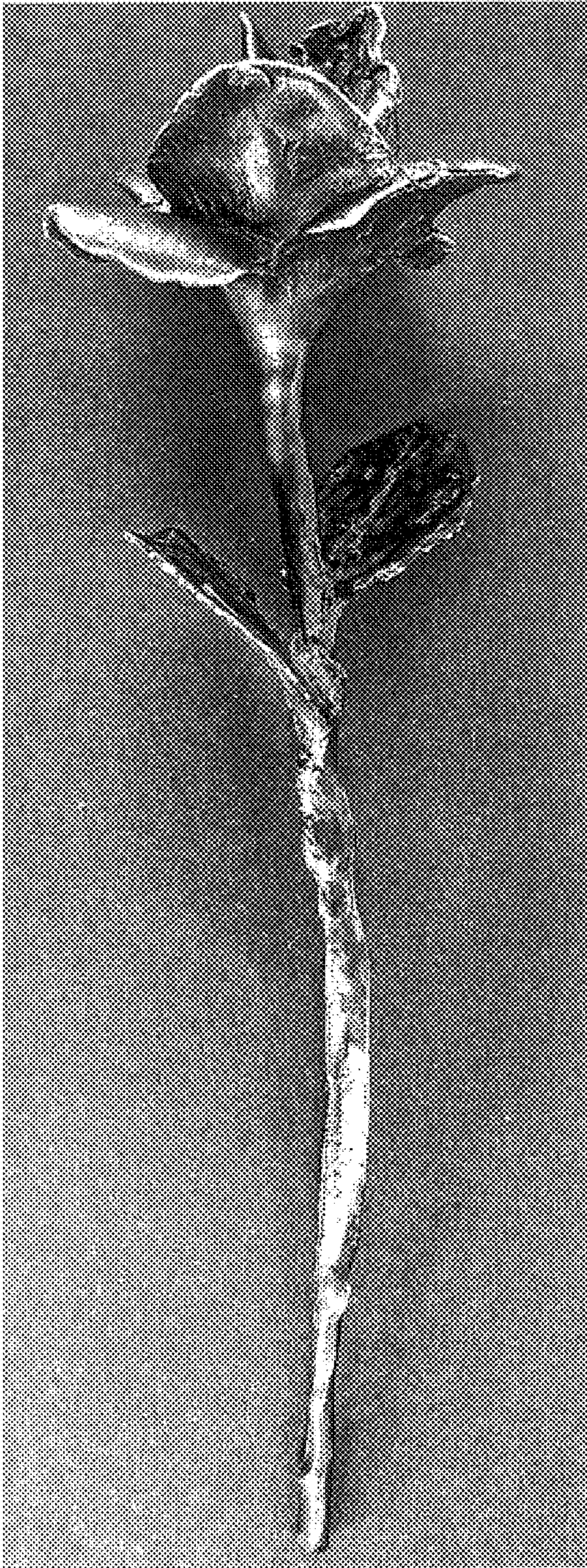


FIG. 3

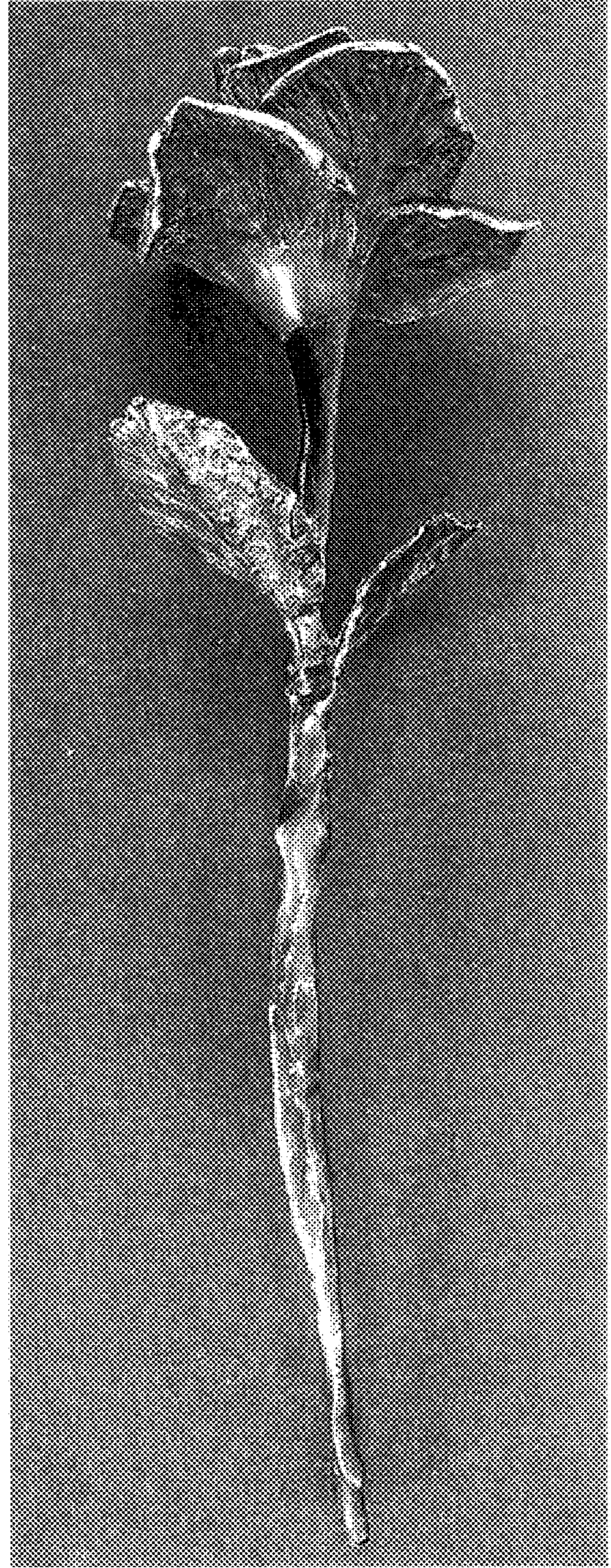


FIG. 4

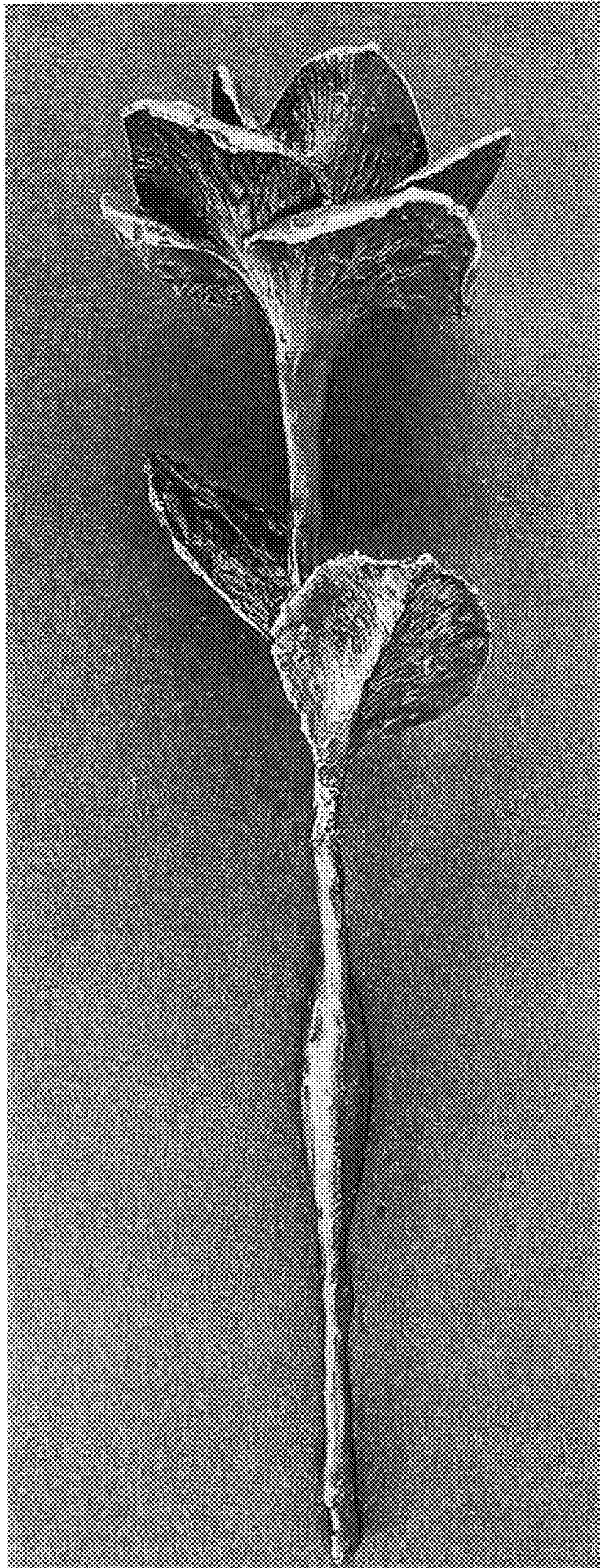


FIG. 5

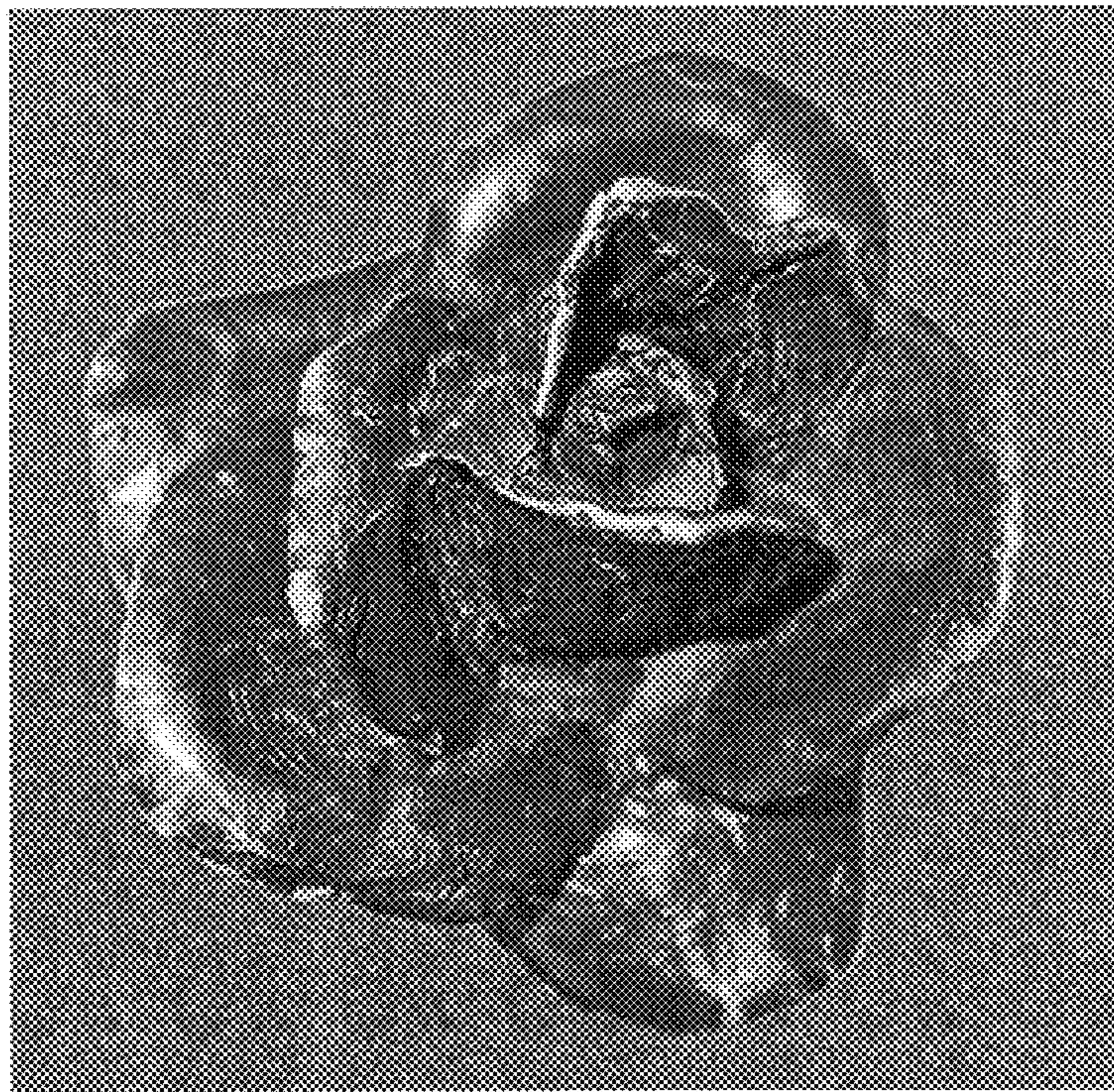


FIG. 6




FIG. 7