



US00D469232S

(12) **United States Design Patent**
Frazier

(10) **Patent No.:** **US D469,232 S**

(45) **Date of Patent:** **** Jan. 21, 2003**

(54) **SINGLE USE APPLICATOR**

(76) **Inventor:** **Thomas G. Frazier**, 17 Welden Dr.,
Doylestown, PA (US) 18901

(**) **Term:** **14 Years**

(21) **Appl. No.:** **29/156,569**

(22) **Filed:** **Mar. 5, 2002**

(51) **LOC (7) Cl.** **04-01**

(52) **U.S. Cl.** **D32/52; D24/119; D28/7**

(58) **Field of Search** **D4/137, 138; D32/35,**
D32/40, 52, 45; D8/45; D24/119, 115;
D28/7-8; 15/104.92, 208, 209.1, 210.1,
220.1, 220.2, 229.11, 231, 232, 235.4; 401/132,
133, 139, 183, 184, 196; 604/1-3; 132/317,
320

(56) **References Cited**

U.S. PATENT DOCUMENTS

2,147,458 A * 2/1939 Rohland 15/209.1 X
3,386,793 A * 6/1968 Stanton 401/132
4,183,684 A * 1/1980 Avery, Jr. 401/133

D286,696 S * 11/1986 Gatarz et al. D32/45
D391,770 S * 3/1998 Newman, Jr. et al. D4/138

FOREIGN PATENT DOCUMENTS

GB 2105977 * 4/1983 A47L/1/09

* cited by examiner

Primary Examiner—Alan P. Douglas

Assistant Examiner—Lavone D. Tabor

(74) *Attorney, Agent, or Firm*—Zachary T. Wobensmith, III

(57) **CLAIM**

The ornamental design for a single use applicator, as shown and described.

DESCRIPTION

FIG. 1 is a bottom perspective view of a single use applicator showing my new design;

FIG. 2 is a top perspective view thereof;

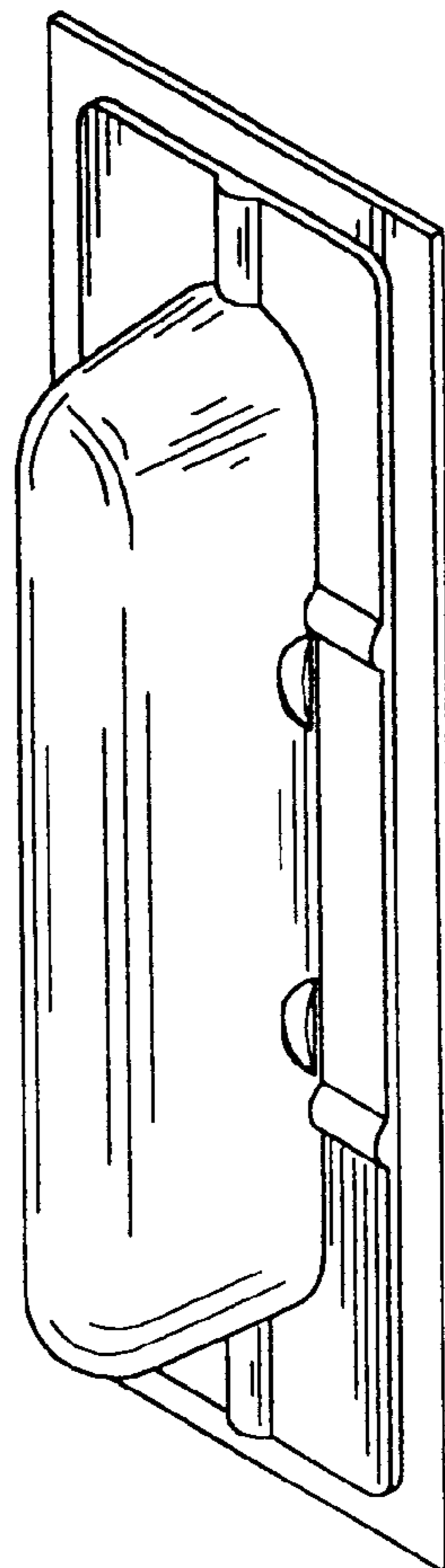

FIG. 3 is a bottom plan view thereof;

FIG. 4 is a side elevational view thereof;

FIG. 5 is an end elevational view thereof; and,

FIG. 6 is a top plan view thereof.

1 Claim, 2 Drawing Sheets






Fig. 1




Fig. 2




Fig. 3




Fig. 4




Fig. 5

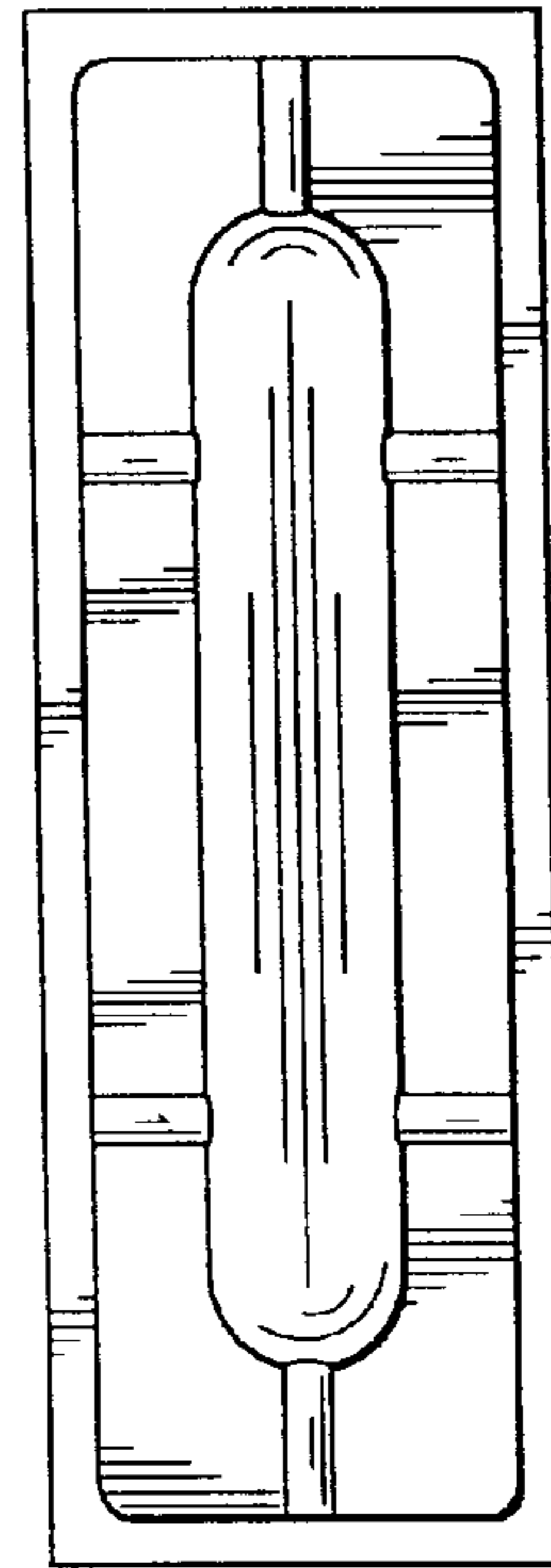


Fig. 6