



US00D469229S

(12) **United States Design Patent**
Melkert

(10) **Patent No.:** **US D469,229 S**

(45) **Date of Patent:** **** *Jan. 21, 2003**

(54) **LAUNDRY BIN**

D429,045 S 8/2000 Andujar et al.

D446,615 S 8/2001 Verbeek

D447,296 S 8/2001 Verbeek

(75) Inventor: **Maria I. Melkert**, Venlo (NL)

(73) Assignee: **Brabantia Nederland B.V.**, Waalre (NL)

OTHER PUBLICATIONS

(*) Notice: This patent is subject to a terminal disclaimer.

Architectural Supplements, A division of Habitat International Ltd., Ash/Trash Units, p. 12.*

Frontgate, Autumn 1996 Catalogue, Cylindrical Containers, p. 8.*

(**) Term: **14 Years**

United Receptacle Catalog, p. 33, item C, applicant became aware of this reference in Nov. 2000.

(21) Appl. No.: **29/144,524**

U.S. patent application Ser. No. 29/122,402 filed Apr. 26, 2000, Verbeek.

(22) Filed: **Jul. 5, 2001**

* cited by examiner

(30) **Foreign Application Priority Data**

Jan. 9, 2001 (BE) 77819-11

(51) **LOC (7) Cl.** **07-07**

(52) **U.S. Cl.** **D32/37**

(58) **Field of Search** D32/37; D34/1, D34/7; 220/350, 351, 495.05, 495.06, 495.11, 772, 796, 802, 908, 908.1, 913; 232/1 B, 43.2

Primary Examiner—Alan P. Douglas

Assistant Examiner—Lavone D. Tabor

(74) *Attorney, Agent, or Firm*—Leydig, Voit & Mayer, Ltd.

(57) **CLAIM**

The ornamental design for a laundry bin, as shown and described.

(56) **References Cited**

U.S. PATENT DOCUMENTS

- 1,026,081 A * 5/1912 Dorais 220/495.11 X
- 2,319,384 A * 5/1943 Callan et al. 232/1 B
- D142,275 S 8/1945 Kohen
- 2,780,402 A 2/1957 Zucker et al.
- D183,283 S 7/1958 Junker
- D187,300 S 2/1960 Tupper
- D205,966 S 10/1966 O'Neil
- D256,423 S 8/1980 Bacskay et al.
- 5,350,079 A 9/1994 Larson et al.

DESCRIPTION

FIG. 1 is a front perspective view of a laundry bin;

FIG. 2 is a top plan view thereof; and,

FIG. 3 is a side perspective view thereof.

The other side view thereof is a mirror image of the side view shown in FIG. 3.

The bag shown in broken lines inserted in the laundry bin in FIGS. 1 and 3 is environmental structure shown for illustrative purposes only and does not form any part of the claimed design.

1 Claim, 3 Drawing Sheets

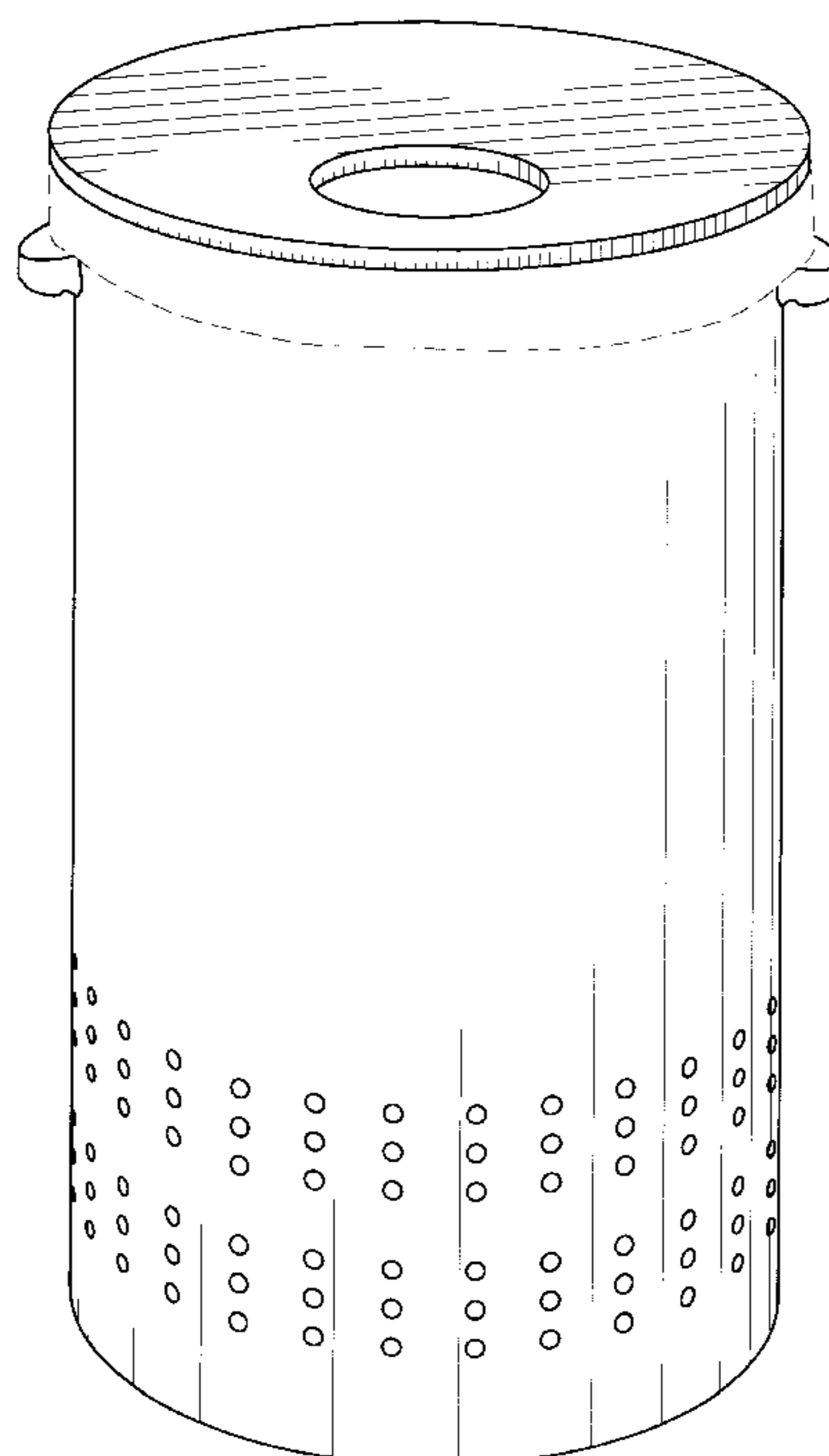


FIG. 1

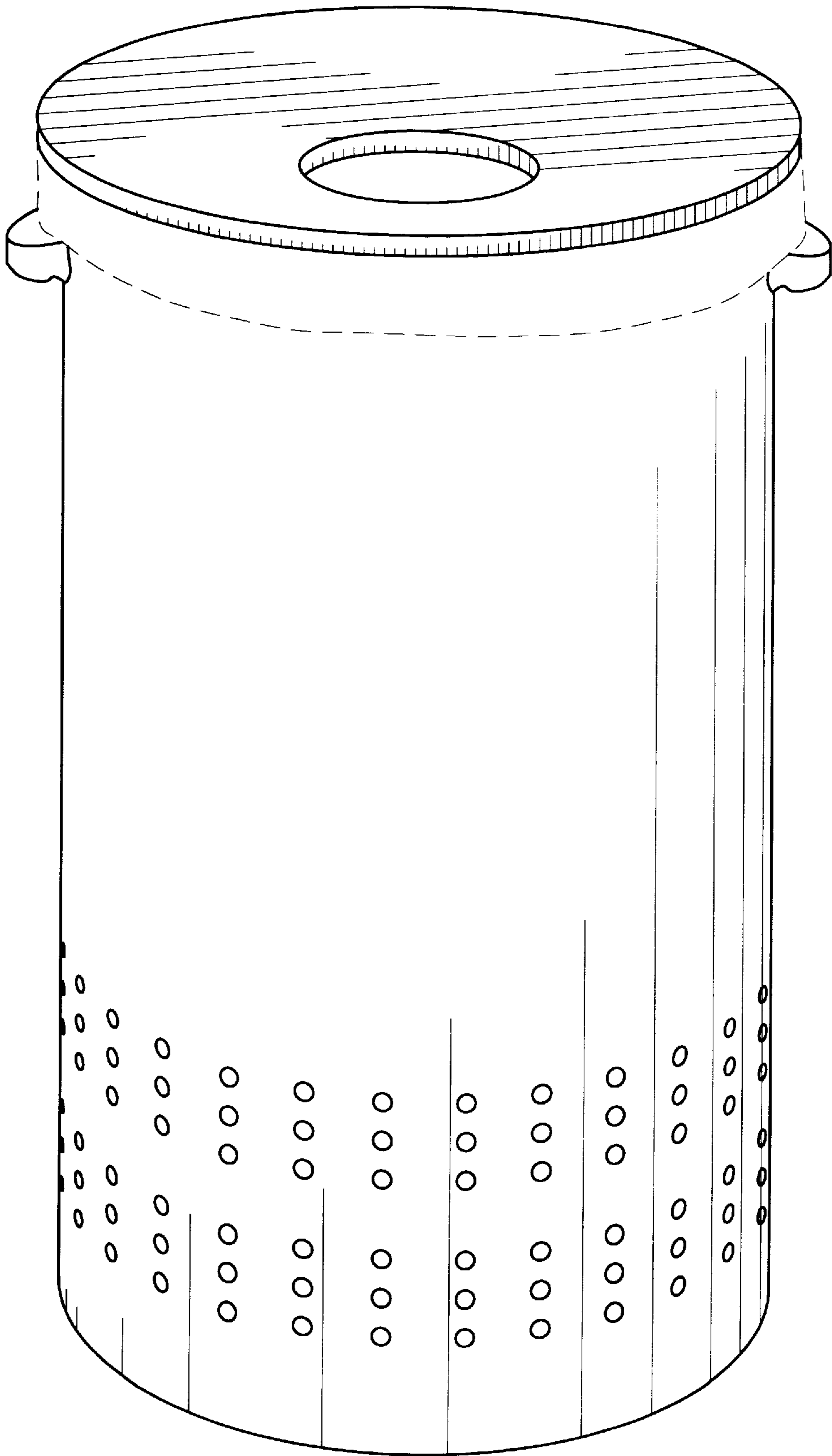


FIG. 2

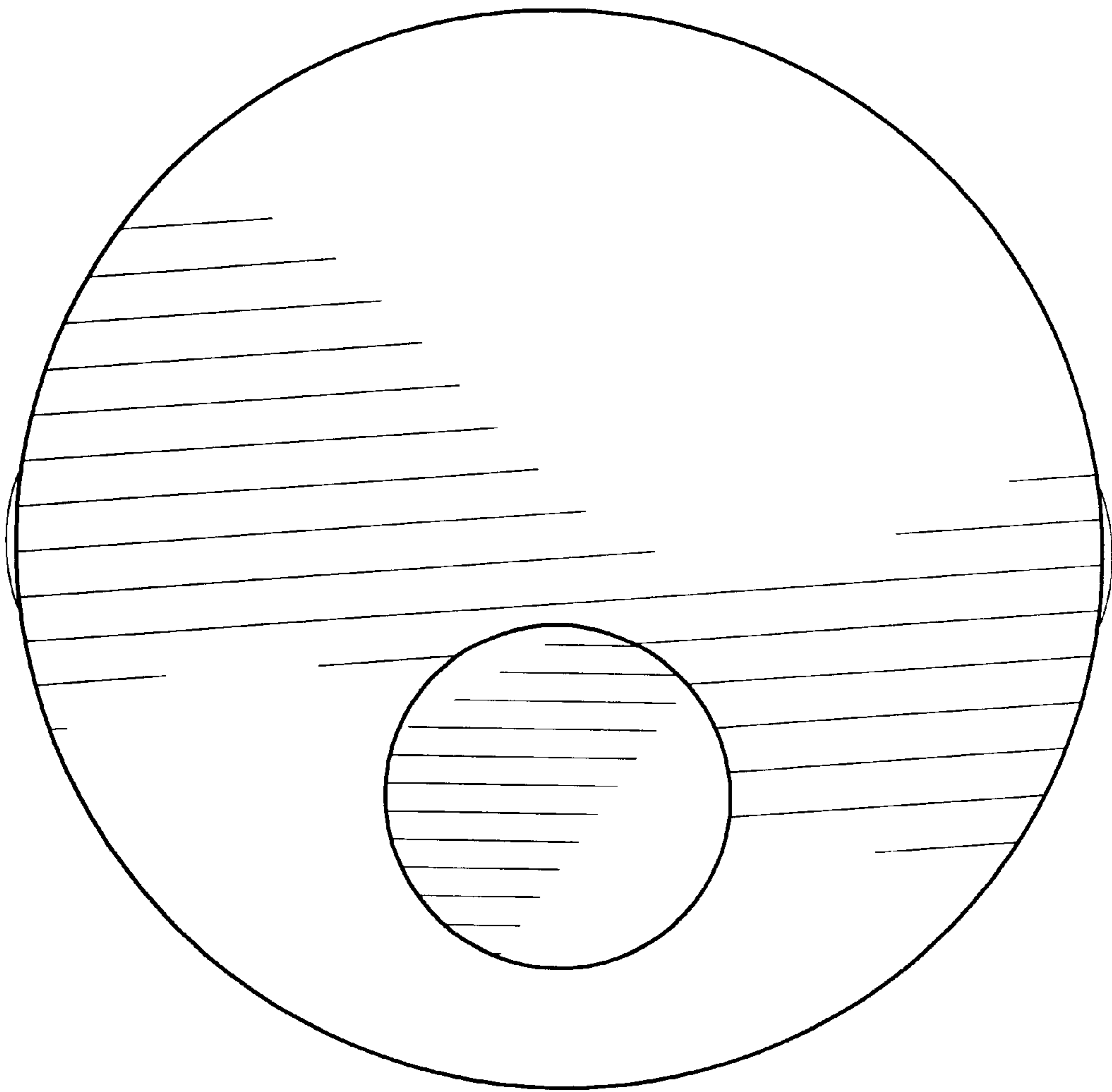


FIG. 3

