



US00D469226S

(12) **United States Design Patent**
Stephens

(10) **Patent No.:** **US D469,226 S**
(45) **Date of Patent:** **** Jan. 21, 2003**

- (54) **VACUUM CLEANER UPPER PORTION**
- (75) Inventor: **Ronald J. Stephens**, Rittman, OH (US)
- (73) Assignee: **The Hoover Company**, North Canton, OH (US)
- (**) Term: **14 Years**
- (21) Appl. No.: **29/139,033**
- (22) Filed: **Mar. 23, 2001**

D417,533 S	*	12/1999	Burchard et al.	D32/22
D430,961 S	*	9/2000	Bobrosky et al.	D32/22
D442,344 S	*	5/2001	Alford et al.	D32/31
D455,530 S	*	4/2002	Fujii	D32/22
D456,964 S	*	5/2002	Alford et al.	D32/31
D457,695 S	*	5/2002	Stephens	D32/31
6,385,810 B1	*	5/2002	Lang	15/352

* cited by examiner

Primary Examiner—Ruth McInroy
(74) *Attorney, Agent, or Firm*—A. Burgess Lowe; Michael J. Corrigan

Related U.S. Application Data

- (62) Division of application No. 29/123,014, filed on May 8, 2000, now Pat. No. Des. 457,695.
- (51) **LOC (7) Cl.** **15-05**
- (52) **U.S. Cl.** **D32/31**
- (58) **Field of Search** D32/21–22, 31–34;
15/320–322, 347, 350, 352–353, 361, 335,
337, 379, 400, 415.1–422.1

References Cited

U.S. PATENT DOCUMENTS

D305,269 S	*	12/1989	Dyson	D32/22
D309,203 S	*	7/1990	Goodrich	D32/22
D343,707 S	*	1/1994	Dyson	D32/22
D375,820 S	*	11/1996	Piccaluga et al.	D32/22
D412,379 S	*	7/1999	Stephens et al.	D32/31

(57) **CLAIM**

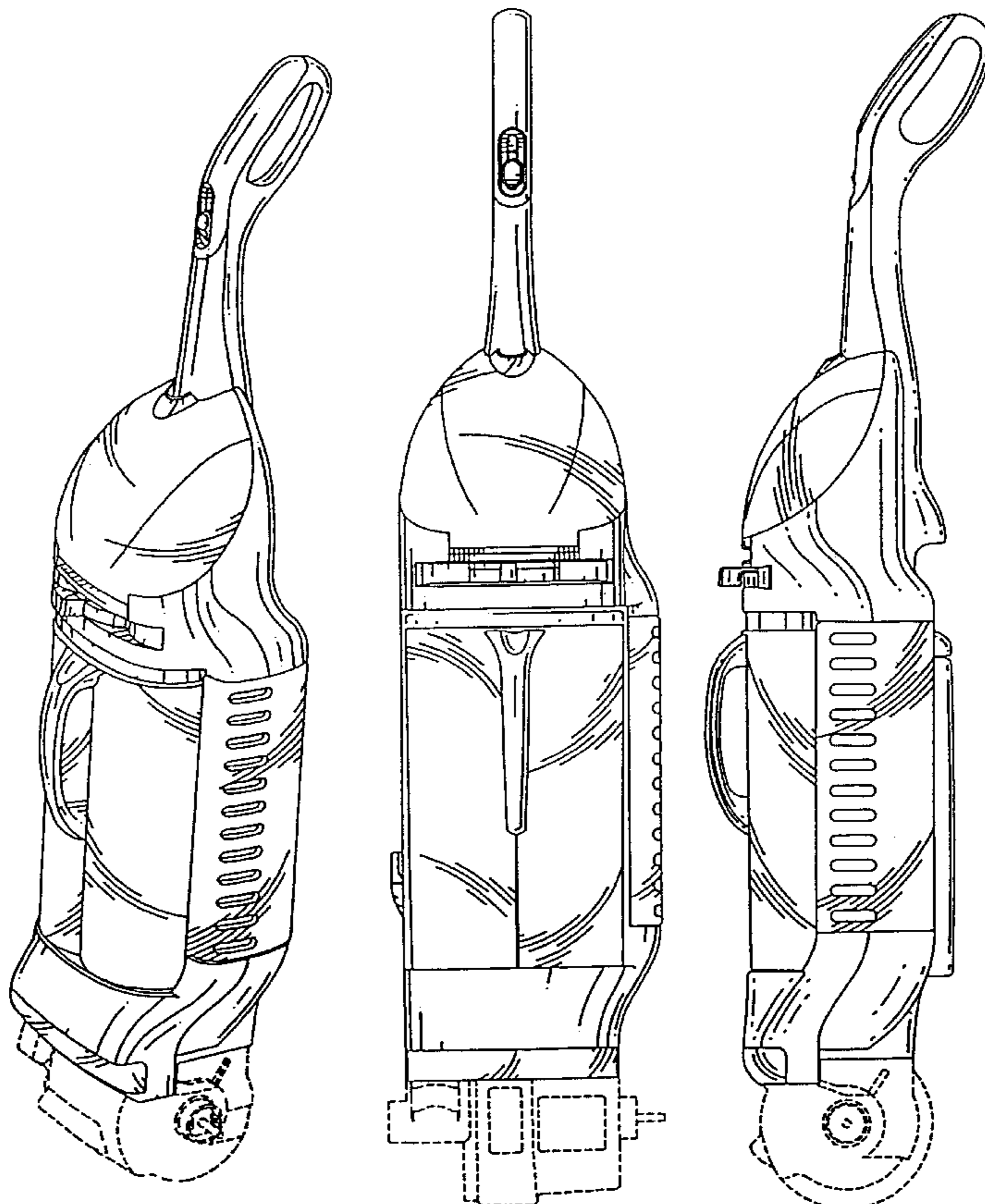
The ornamental design for a vacuum cleaner upper portion, as shown and described.

DESCRIPTION

FIG. 1 is a perspective view of a vacuum cleaner upper portion showing my new design;
 FIG. 2 is a front elevational view thereof;
 FIG. 3 is a back elevational view thereof;
 FIG. 4 is a left side elevational view thereof;
 FIG. 5 is a right side elevational view thereof; and,
 FIG. 6 is a top plan view thereof.

The portions shown in broken lines in FIGS. 1 through 5 are shown for illustrative purposes only and form no part of the claimed design.

1 Claim, 6 Drawing Sheets



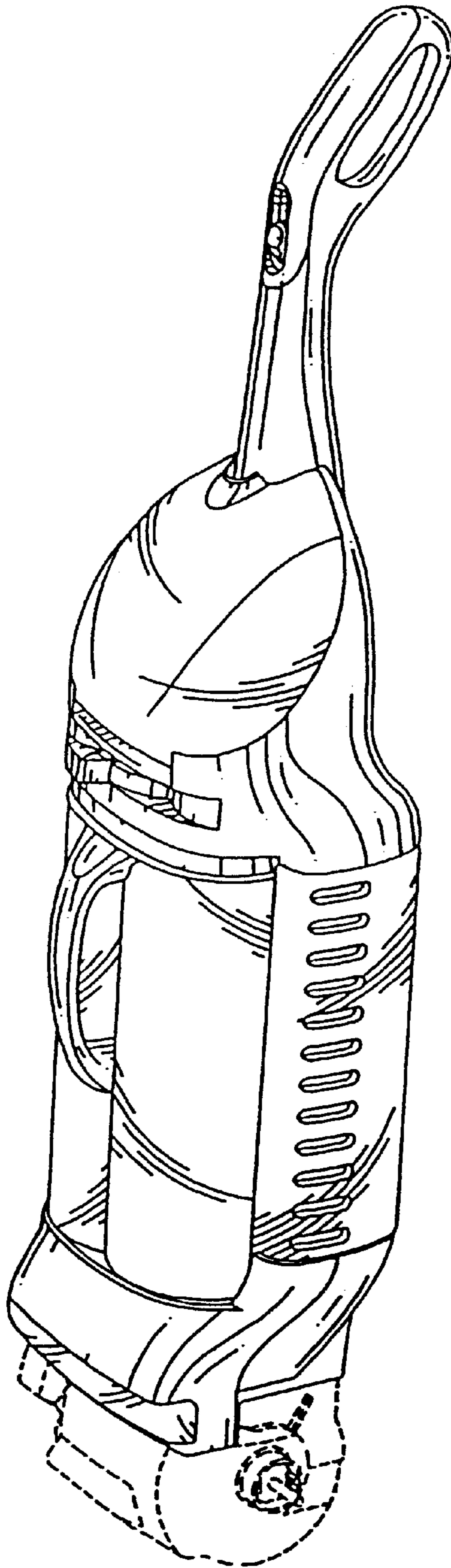


FIG. 1

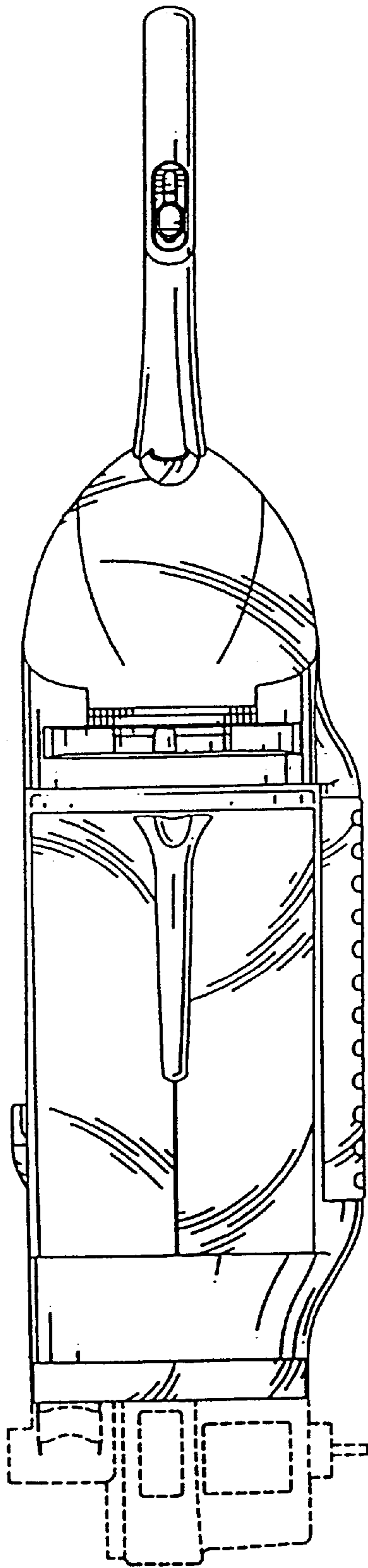


FIG. 2

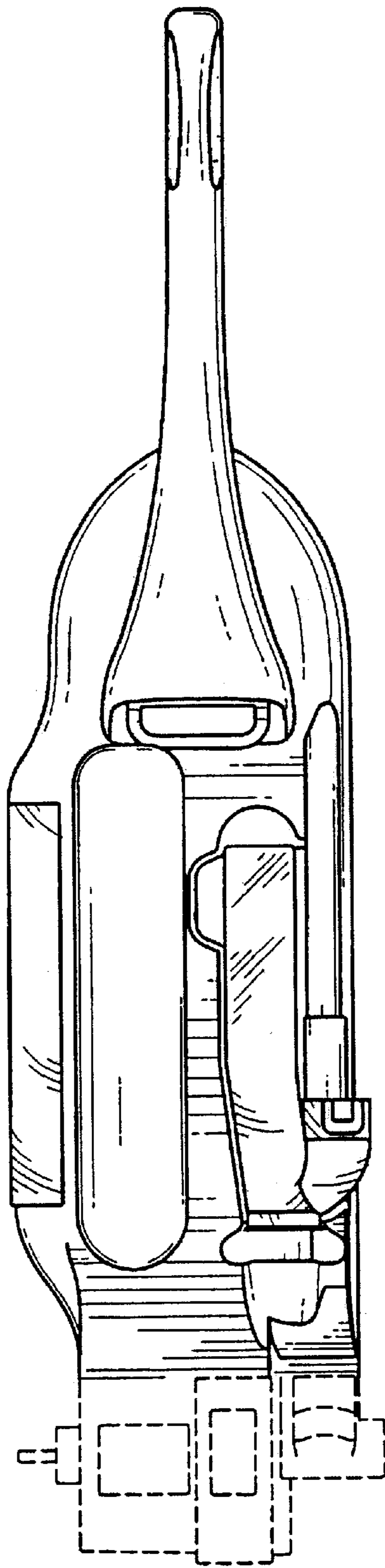


FIG. 3

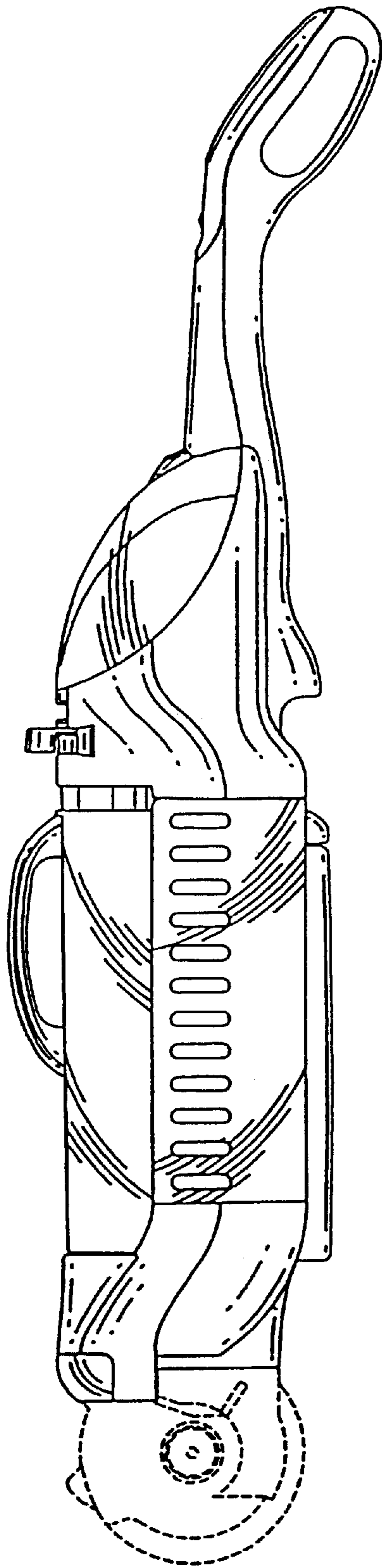


FIG. 4

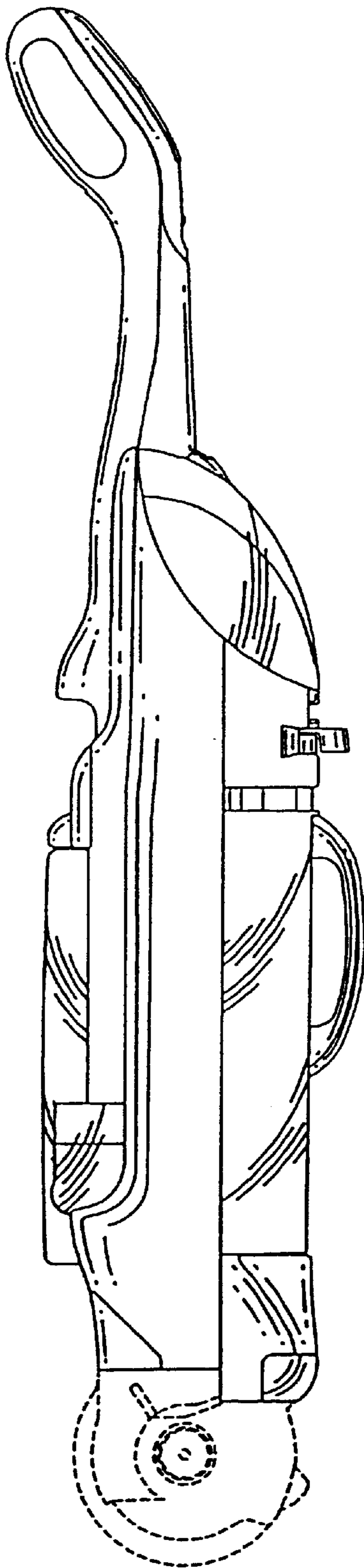


FIG. 5

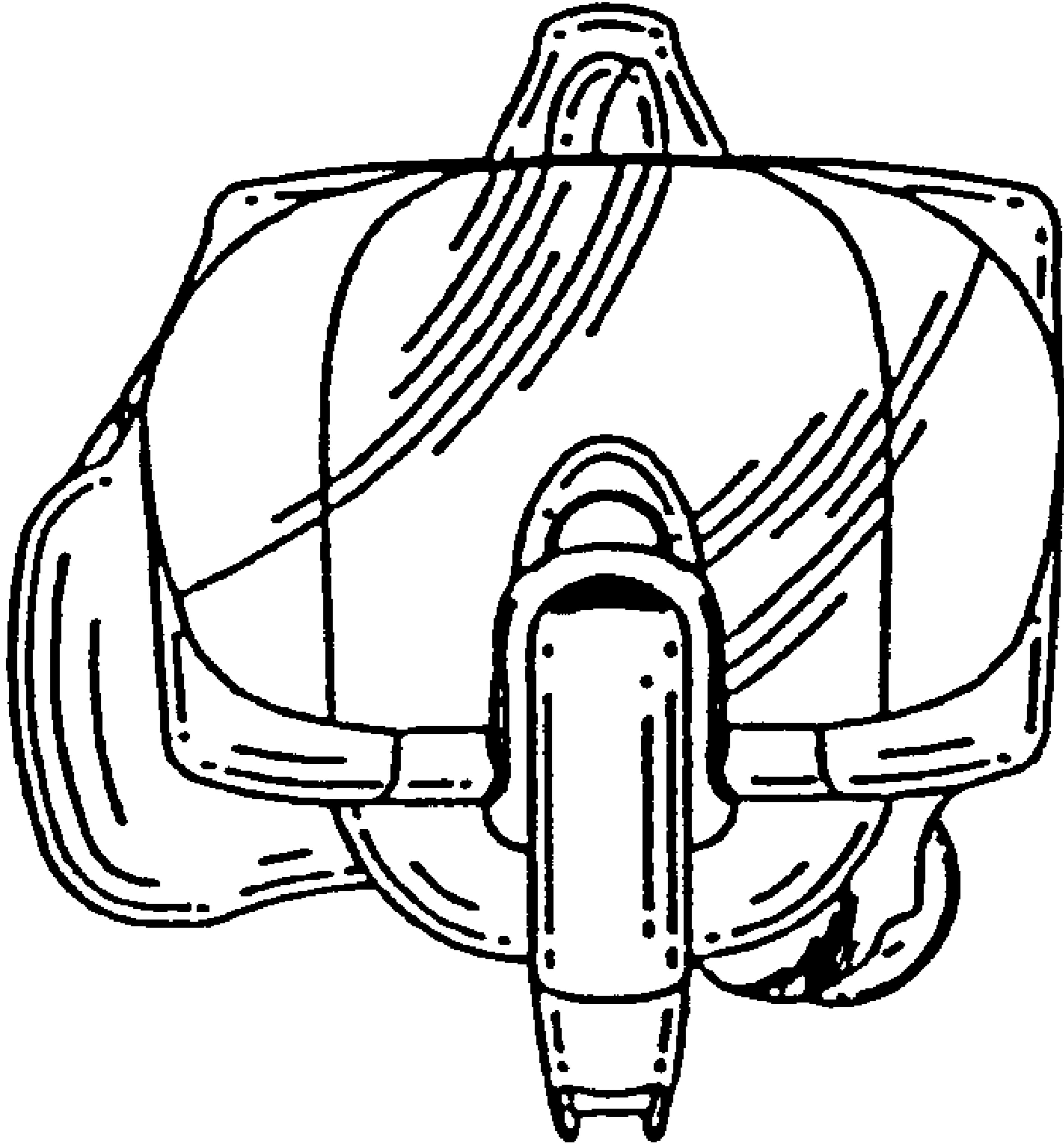


FIG. 6