



US00D469223S

(12) **United States Design Patent**
Thorpe et al.

(10) **Patent No.:** **US D469,223 S**

(45) **Date of Patent:** **** Jan. 21, 2003**

(54) **COSMETIC CONTAINER WITH ROUND RECEPTACLES**

(75) Inventors: **Timothy Thorpe**, Chislehurst (GB);
Rebecca Louise Goswell, Richmond (GB)

(73) Assignee: **HCT Limited**, Hong Kong (CN)

(**) Term: **14 Years**

(21) Appl. No.: **29/166,152**

(22) Filed: **Aug. 22, 2002**

(51) **LOC (7) Cl.** **28-02**

(52) **U.S. Cl.** **D28/83**

(58) **Field of Search** D28/76-84; D9/341,
D9/347, 420, 423, 418; 132/286-318; 206/235,
581, 823; 220/DIG. 26

(56) **References Cited**

U.S. PATENT DOCUMENTS

1,800,624	A	4/1931	Hagel	
D206,845	S	* 1/1967	Ross D28/76
3,471,611	A	* 10/1969	Scott et al. 424/10.2
3,860,016	A	1/1975	Mackiernan	
D280,450	S	9/1985	Schefer D28/78
D293,024	S	* 12/1987	Holewinski et al. D9/341 X
4,821,751	A	4/1989	Chen 132/295
4,826,014	A	5/1989	Schefer 206/581
D310,735	S	* 9/1990	Ferrari D28/76
D339,883	S	* 9/1993	Madar D28/83
5,520,202	A	5/1996	Arbree 132/294
5,655,553	A	8/1997	Giese et al. 132/303
D404,532	S	* 1/1999	Castagna D28/77
D409,801	S	* 5/1999	Kim D28/83
D433,538	S	11/2000	Wardlan D28/78
D441,915	S	5/2001	Wardlan D28/7
2002/0036155	A1	3/2002	Freeman 206/581

FOREIGN PATENT DOCUMENTS

JP 02000166638 A * 6/2000 A45D/033/18

OTHER PUBLICATIONS

Beauty Fashion Mar. 1981, p. 27: compacts on upper left, center and lower right.*

Modern Salon, Jan. 1987: p. 137: compact with circular compartments at right.*

Hong Kong Enterprise Jun. 1994, p. 694: item H9308B.*

Hong Kong Toys, Feb. 2001, p. 9: compact indicated by arrow.*

* cited by examiner

Primary Examiner—Ted Shooman

Assistant Examiner—C. Tuttle

(74) *Attorney, Agent, or Firm*—Norris, McLaughlin & Marcus

(57) **CLAIM**

The ornamental design for a cosmetic container with round receptacles, as shown and described.

DESCRIPTION

FIG. 1 is a top perspective view showing our new design with its cover in a closed position;

FIG. 2 is a top plan view showing the cover in its closed position;

FIG. 3 is a front end elevational view showing the cover in its closed position;

FIG. 4 is a right side elevational view showing the cover in its closed position;

FIG. 5 is a back end elevational view showing the cover in its closed position;

FIG. 6 is a left side elevational view showing the cover in its closed position;

FIG. 7 is a bottom plan view showing the cover in its closed position; and,

FIG. 8 is a top perspective view showing the cover in its open position.

1 Claim, 3 Drawing Sheets

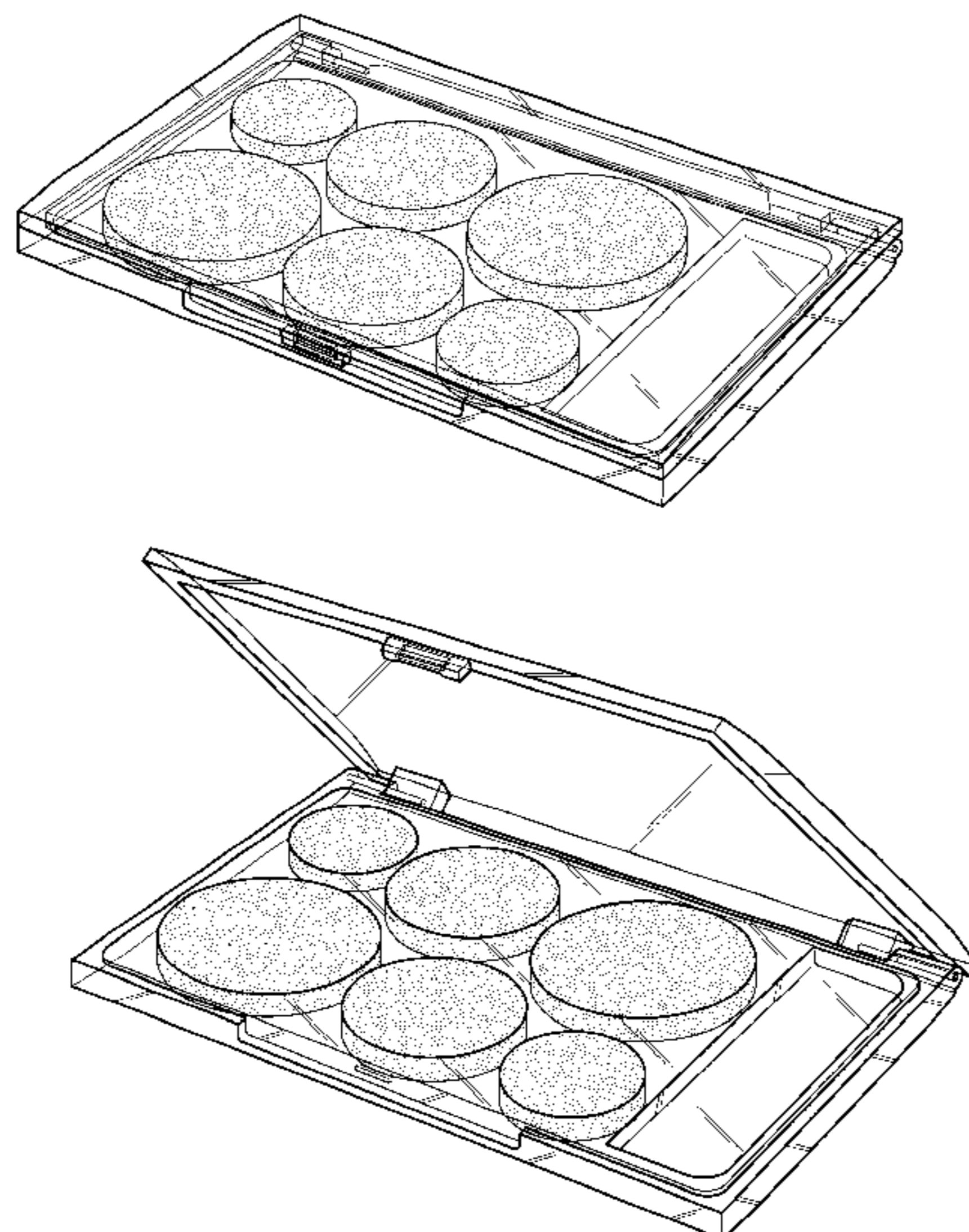


FIG. 1

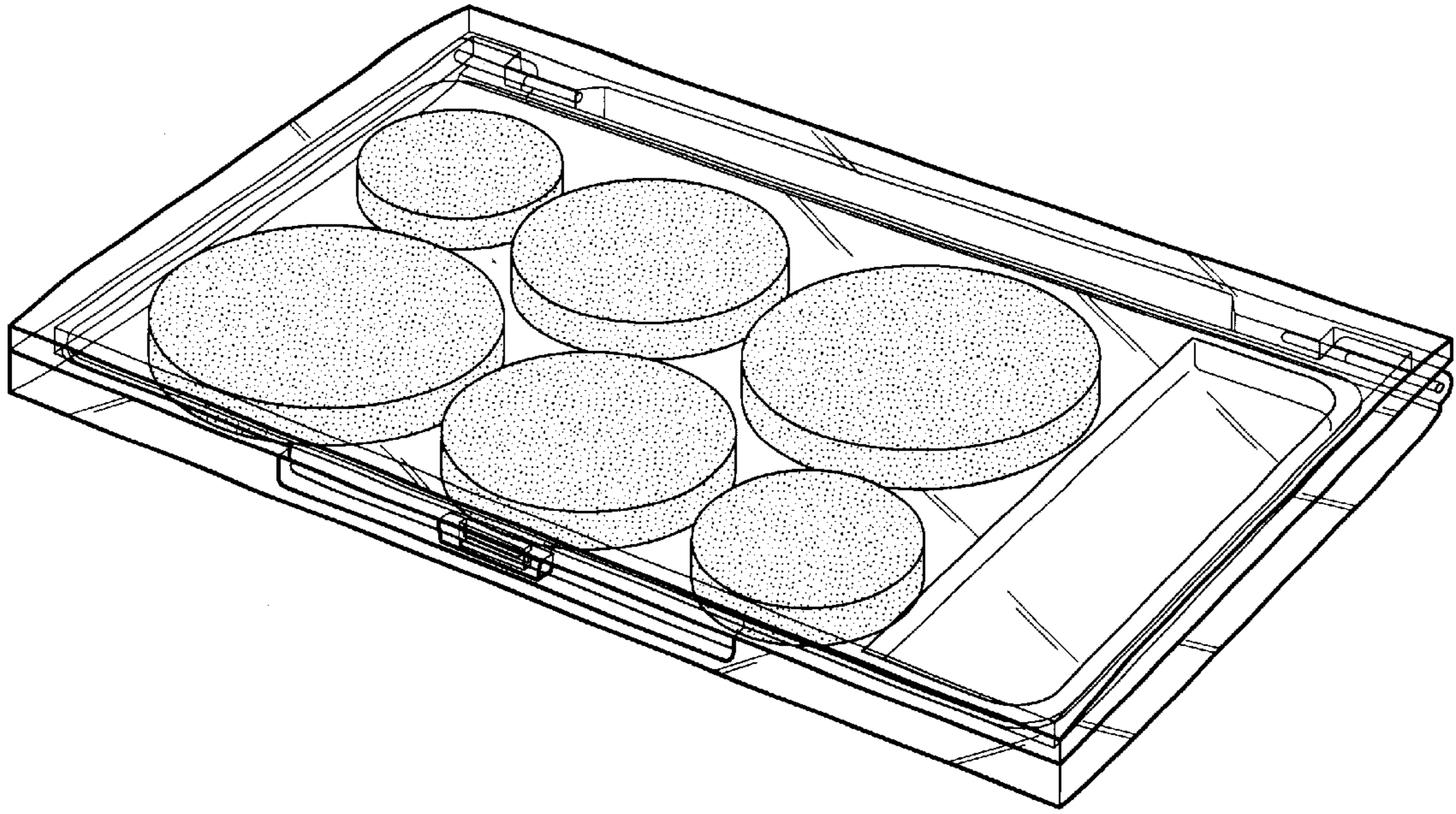


FIG. 2

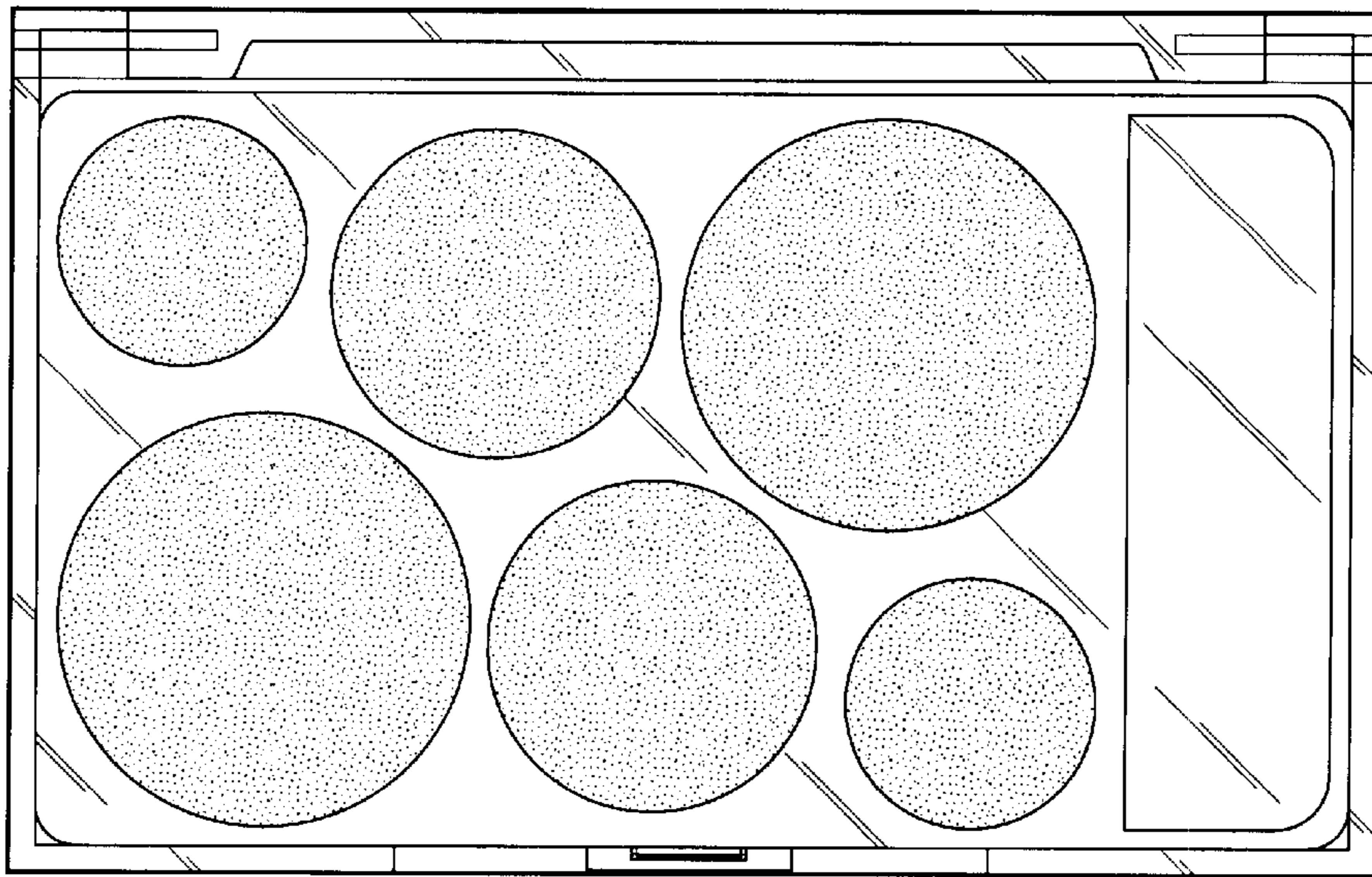


FIG. 3

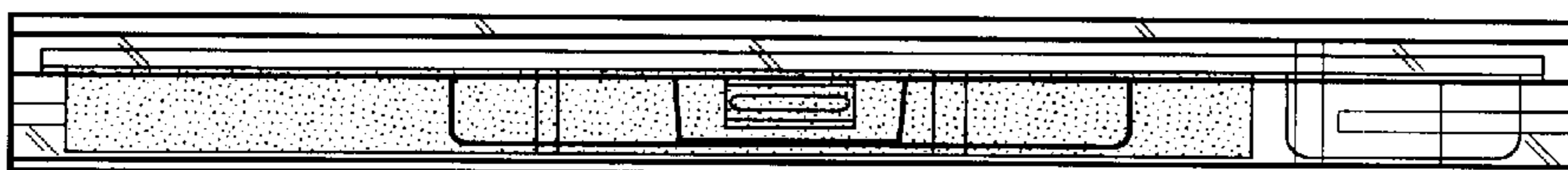


FIG. 4

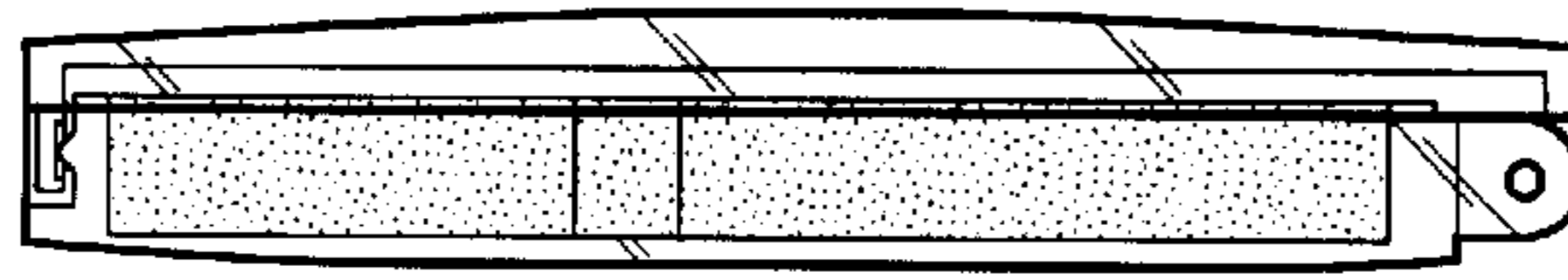


FIG. 5

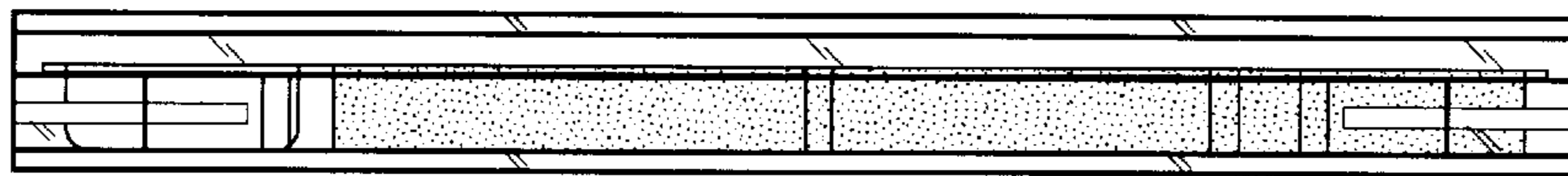


FIG. 6

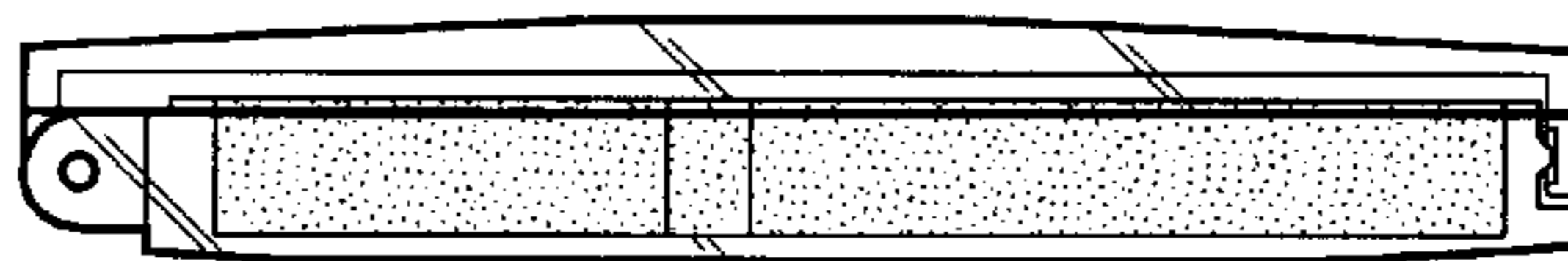


FIG. 7

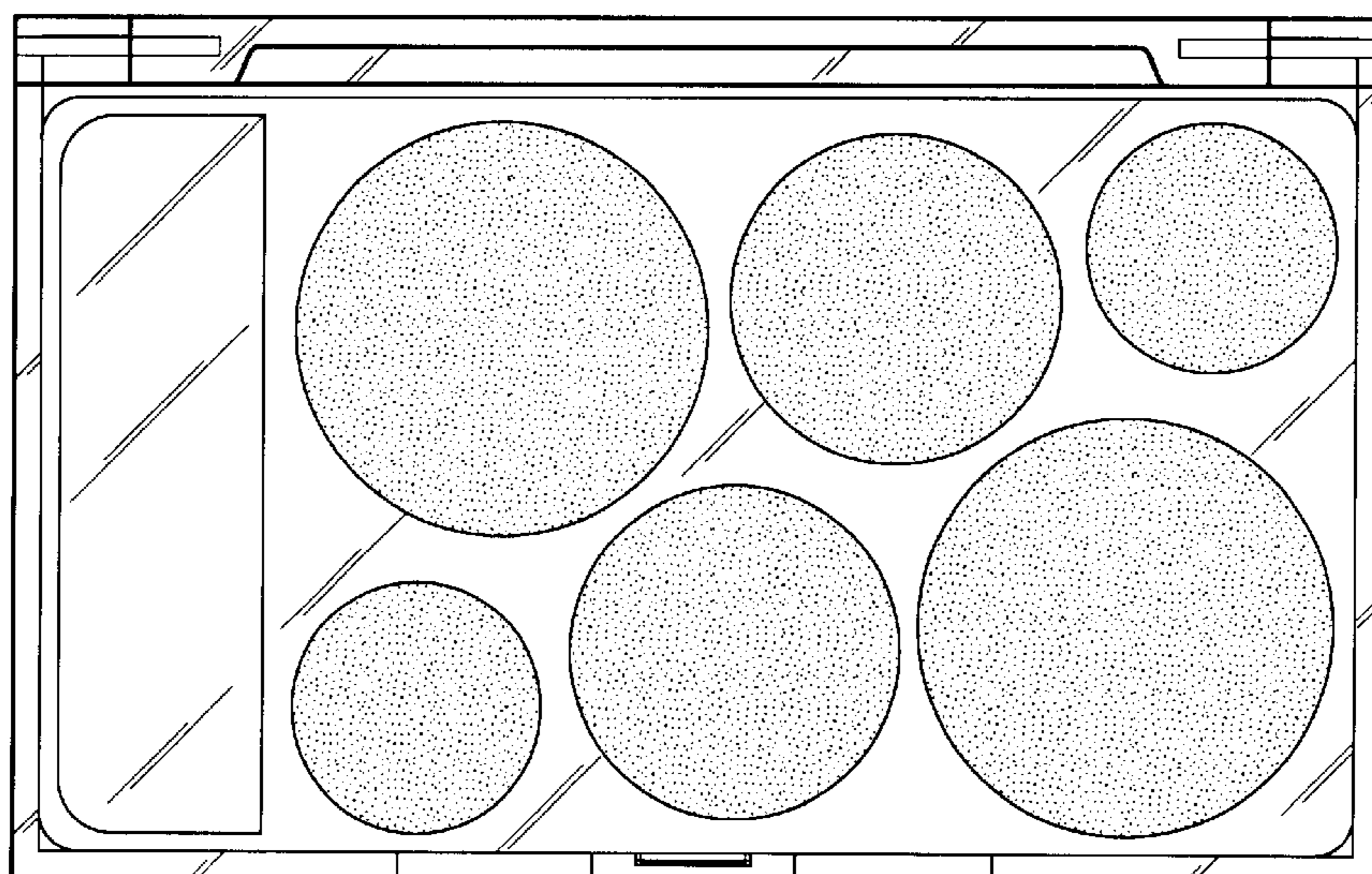


FIG. 8

