



US00D469215S

(12) **United States Design Patent**
Angeletta

(10) **Patent No.:** **US D469,215 S**

(45) **Date of Patent:** **** Jan. 21, 2003**

(54) **COMBINED LIQUID AND LOTION
APPLICATOR AND COVER**

(76) **Inventor:** **Joseph G. Angeletta**, 418 Fifth St.,
Mamaroneck, NY (US) 10543

(**) **Term:** **14 Years**

(21) **Appl. No.:** **29/153,269**

(22) **Filed:** **Nov. 9, 2001**

(51) **LOC (7) Cl.** **28-02**

(52) **U.S. Cl.** **D28/7; D9/318**

(58) **Field of Search** D28/7, 63; D4/114,
D4/116, 119, 124, 125, 127, 137, 138;
D9/338, 307, 337, 318, 310, 309; D30/158;
132/320, 317; D24/119; D32/40, 42, 43,
45, 52; D21/603; 15/104.94, 244.1-244.4,
143.1; 401/6, 44, 152, 153, 137, 138, 139,
196, 197, 202-207, 263-266, 260, 270-275;
D19/42

(56) **References Cited**

U.S. PATENT DOCUMENTS

D11,230 S	*	6/1879	Heath	D21/603
D50,226 S	*	1/1917	Cady	D21/603
2,100,855 A	*	11/1937	Kelly	132/317
D143,614 S	*	1/1946	Millstein	D9/309
D169,983 S	*	7/1953	Mayer	D4/124
D171,937 S	*	4/1954	Gerber	D4/125
D187,401 S	*	3/1960	Whittie	D9/307
D197,387 S	*	1/1964	Smith	D9/318
3,624,939 A	*	12/1971	Gossard	D9/307
D250,421 S	*	11/1978	Reich	D9/318
D374,904 S	*	10/1996	Miller	D21/603

D388,518 S	*	12/1997	Haynes	D24/214
6,036,393 A	*	3/2000	Youtchef et al.	401/207
D425,706 S	*	5/2000	Calderone	D4/116
D444,594 S	*	7/2001	Angeletta	D28/7
D447,280 S	*	8/2001	Angeletta	D28/7
D449,707 S	*	10/2001	Angeletta	D28/7

* cited by examiner

Primary Examiner—Lucy Lieberman

(74) *Attorney, Agent, or Firm*—Scully, Scott, Murphy & Presser

(57) **CLAIM**

The ornamental design for a combined liquid and lotion applicator and cover, as shown and described.

DESCRIPTION

FIG. 1 is a top and side perspective view of a combined liquid and lotion applicator and cover showing my new design;

FIG. 2 is a top and side perspective view of the cover shown alone;

FIG. 3 is a top and side perspective view of the liquid and lotion applicator shown without the bottom cover;

FIG. 4 is a bottom plan view of FIG. 3;

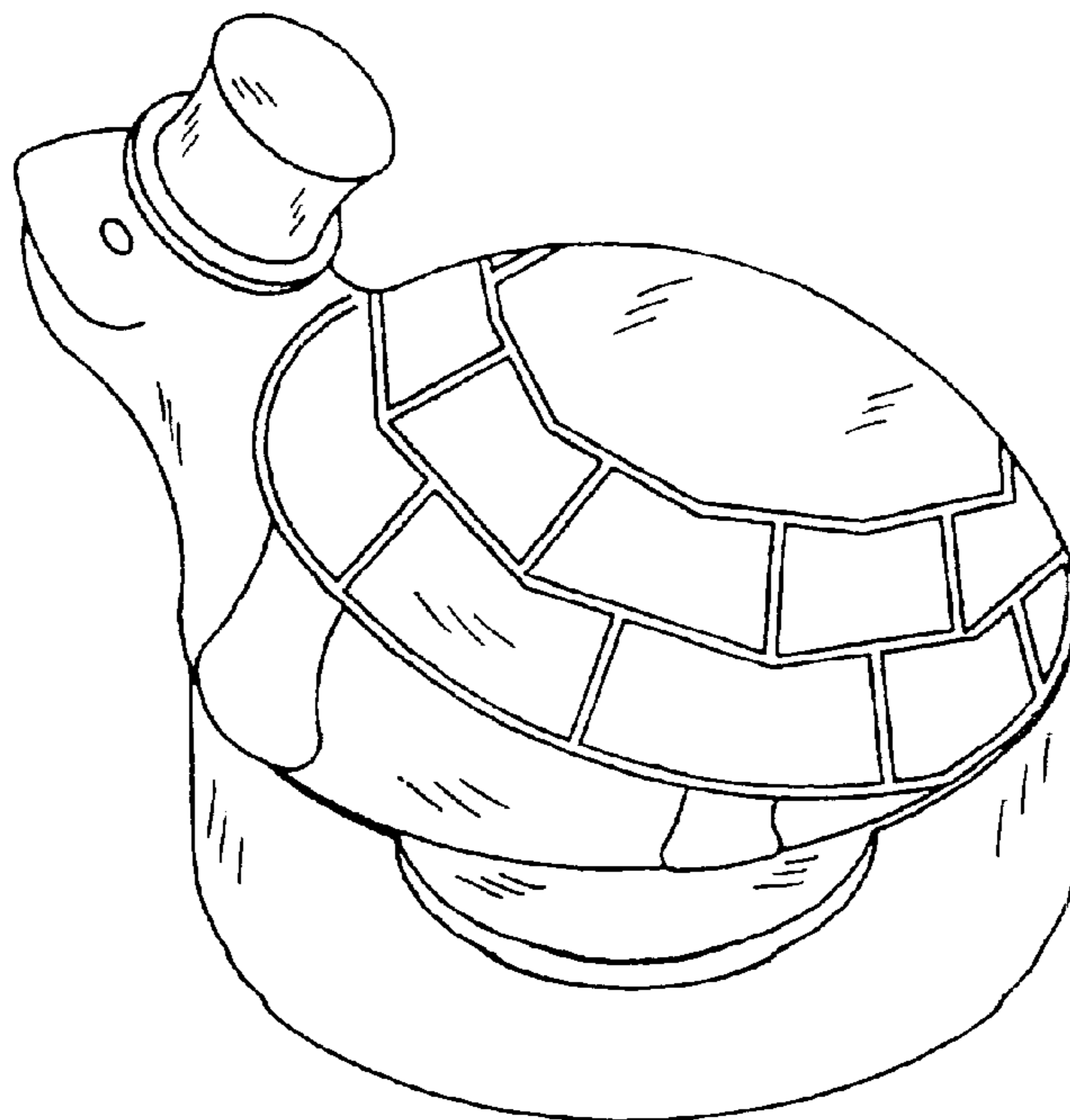
FIG. 5 is a side elevation of FIG. 3;

FIG. 6 is a top plan view of FIG. 3; and,

FIG. 7 is an exploded perspective view of FIG. 3.

The cover is shown without the liquid and lotion applicator in FIG. 2 and the liquid and lotion applicator is shown without the cover in FIGS. 3 through 7 for clarity of illustration.

1 Claim, 2 Drawing Sheets



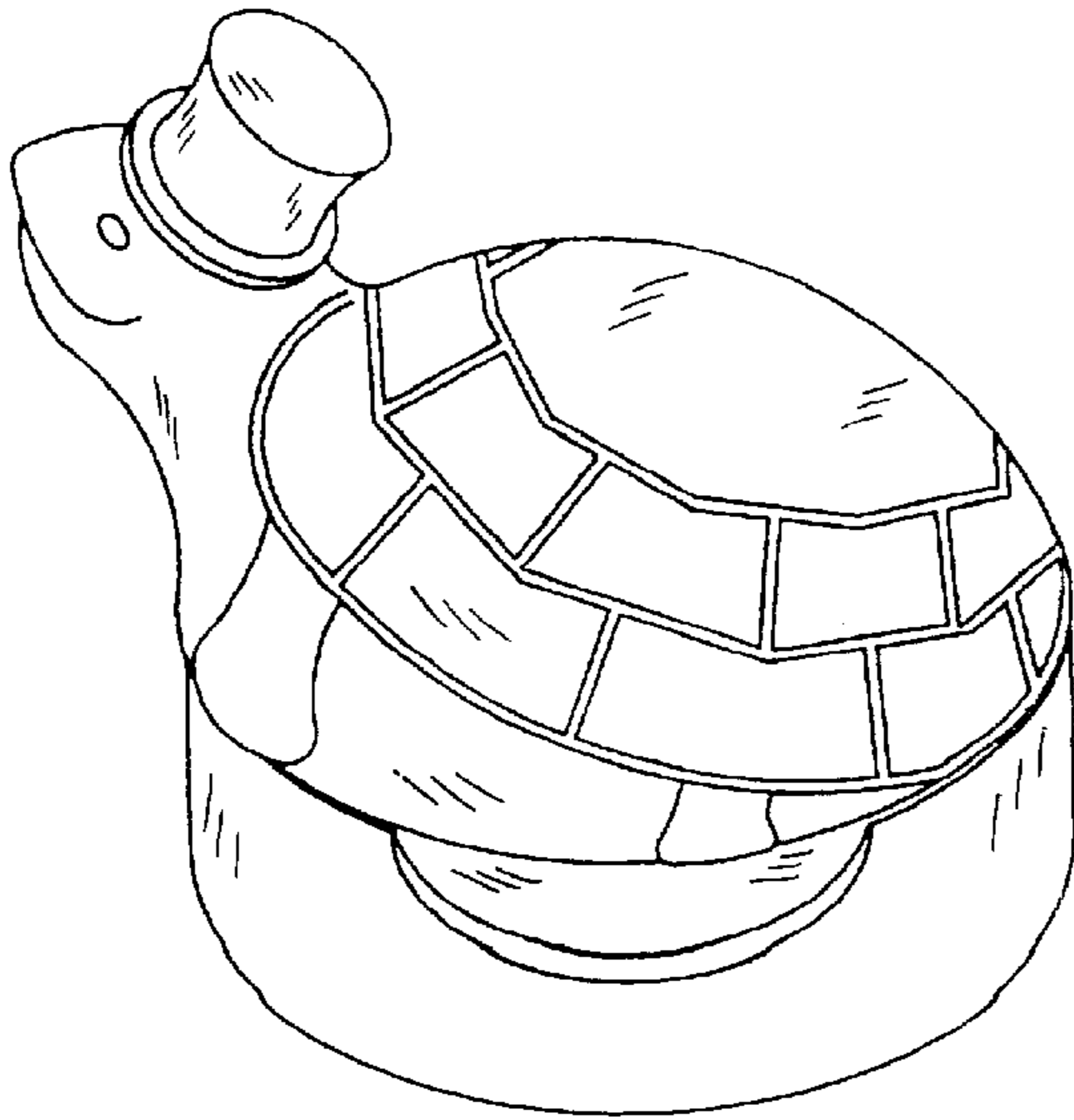


FIG. 1

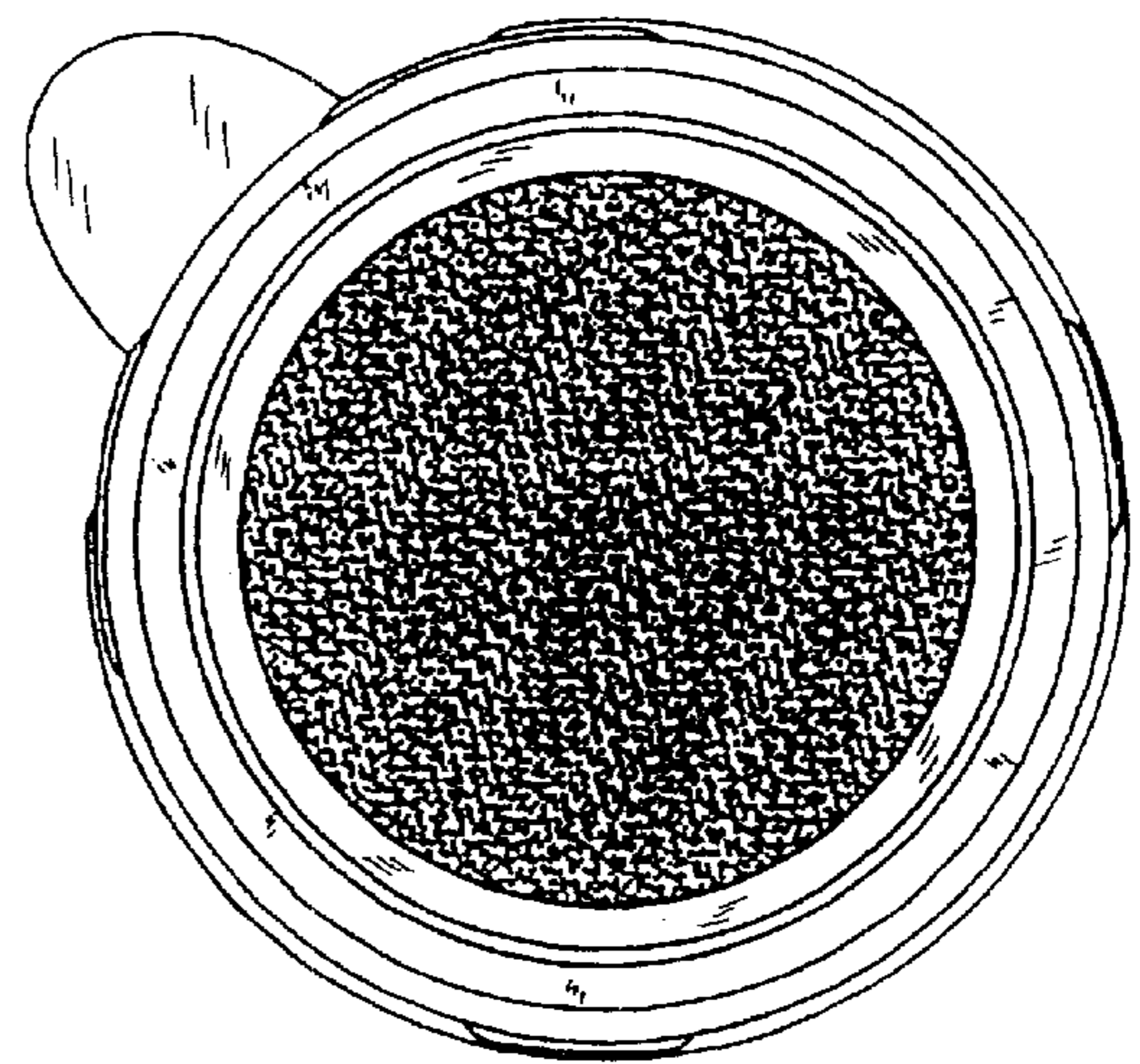


FIG. 4

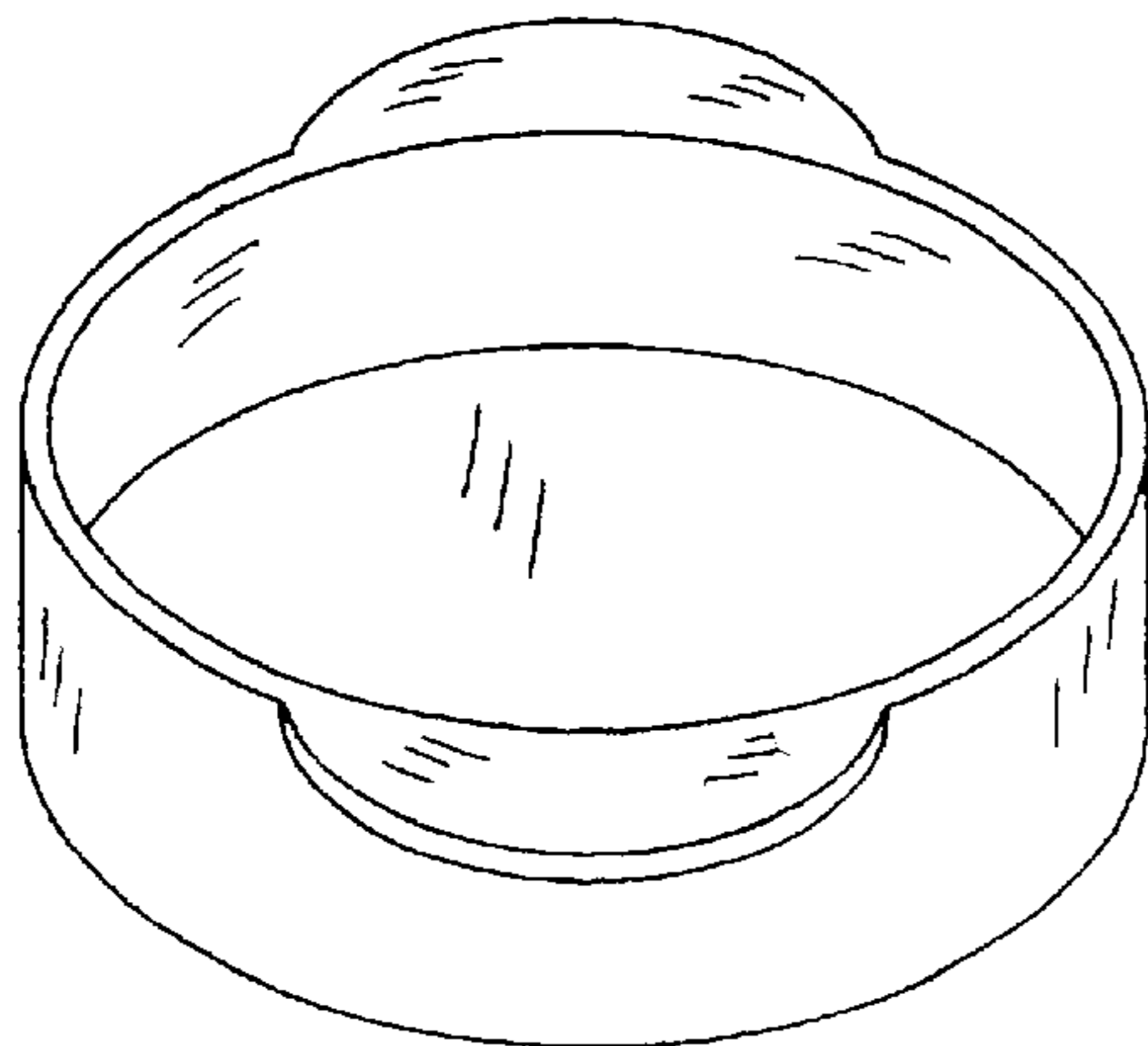


FIG. 2

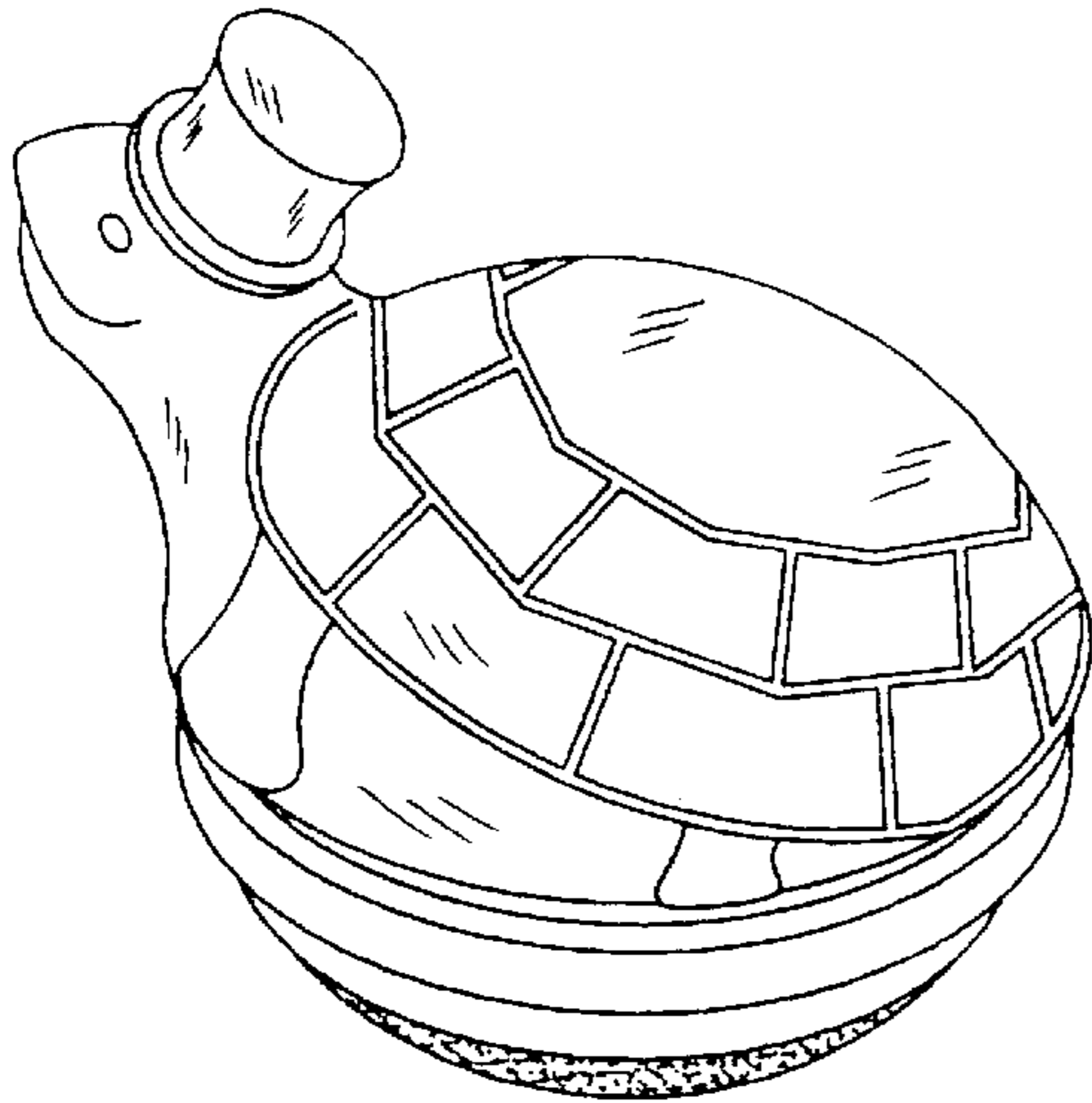


FIG. 3




FIG. 5




FIG. 6

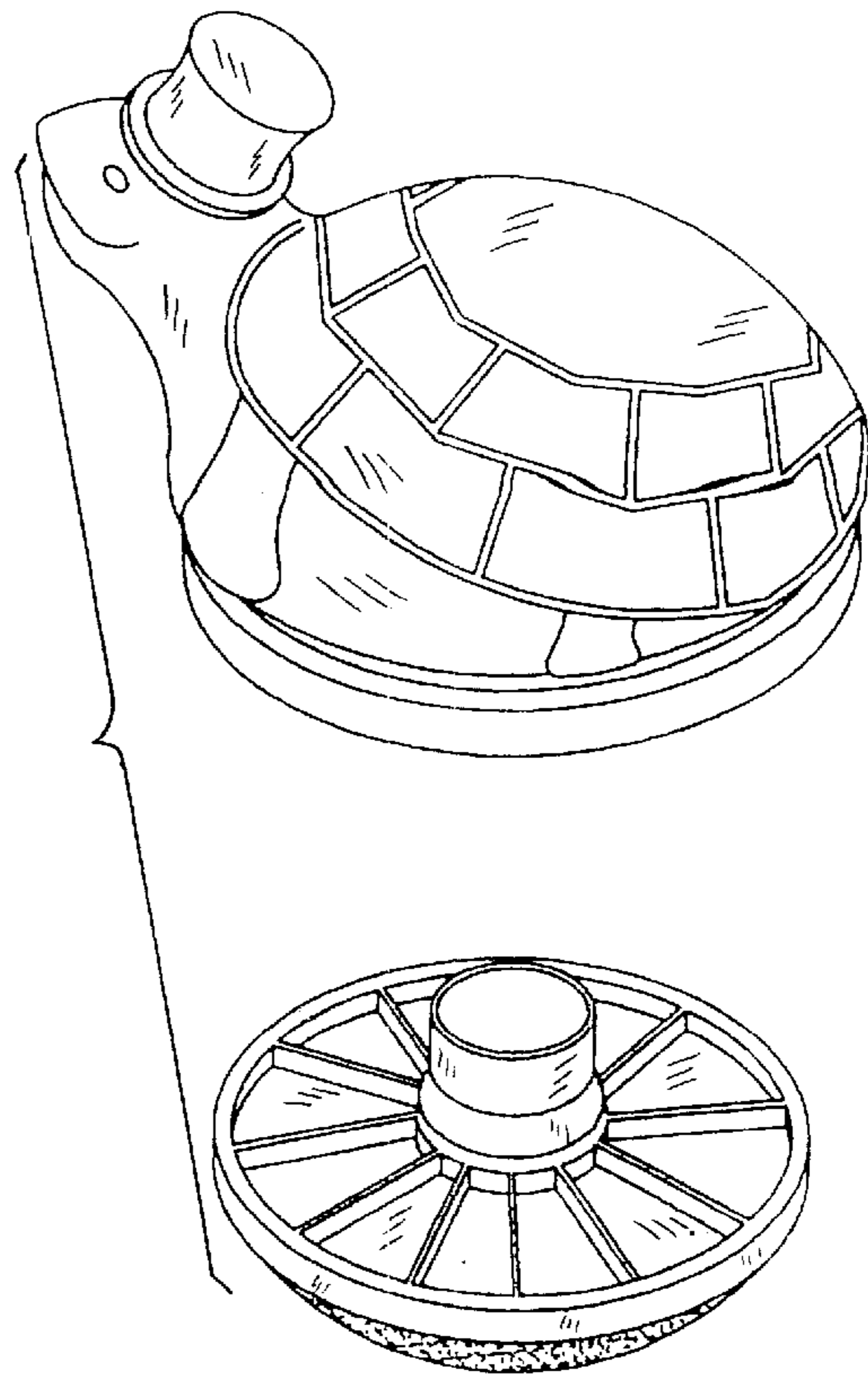


FIG. 7