



US00D469205S

(12) **United States Design Patent**
Chelf

(10) **Patent No.:** **US D469,205 S**

(45) **Date of Patent:** **** Jan. 21, 2003**

(54) **LIGHT FIXTURE**

(75) **Inventor:** **Bentley Chelf**, Laguna Nigel, CA (US)

(73) **Assignee:** **General Innovations, LLC.**, Laguna Nigel, CA (US)

(**) **Term:** **14 Years**

(21) **Appl. No.:** **29/155,530**

(22) **Filed:** **Feb. 11, 2002**

(51) **LOC (7) Cl.** **26-03**

(52) **U.S. Cl.** **D26/89**

(58) **Field of Search** D26/142-144,
D26/145, 148, 149, 152, 153, 155, 72,
80-92; 362/404-408, 432

(56) **References Cited**

U.S. PATENT DOCUMENTS

D46,196 S	*	8/1914	Beardslee et al.	D26/142
D50,677 S	*	5/1917	Barrows et al.	D26/142
D60,003 S	*	12/1921	Adam	D26/152
D63,690 S	*	1/1924	Meixner	D26/89
D65,923 S	*	11/1924	Poritz		

D69,971 S	*	4/1926	Schlepp	
D110,726 S	*	8/1938	MacFadden	
D238,504 S	*	1/1976	Ammum D26/149

OTHER PUBLICATIONS

Sea Gull Lighting Products' 2001 Catalog, p. 36, item No. 4279-86.*

* cited by examiner

Primary Examiner—Alan P. Douglas

Assistant Examiner—Clare E. Heflin

(74) *Attorney, Agent, or Firm*—Haynes and Boone, LLP

(57) **CLAIM**

The ornamental design for the light fixture, as shown and described.

DESCRIPTION

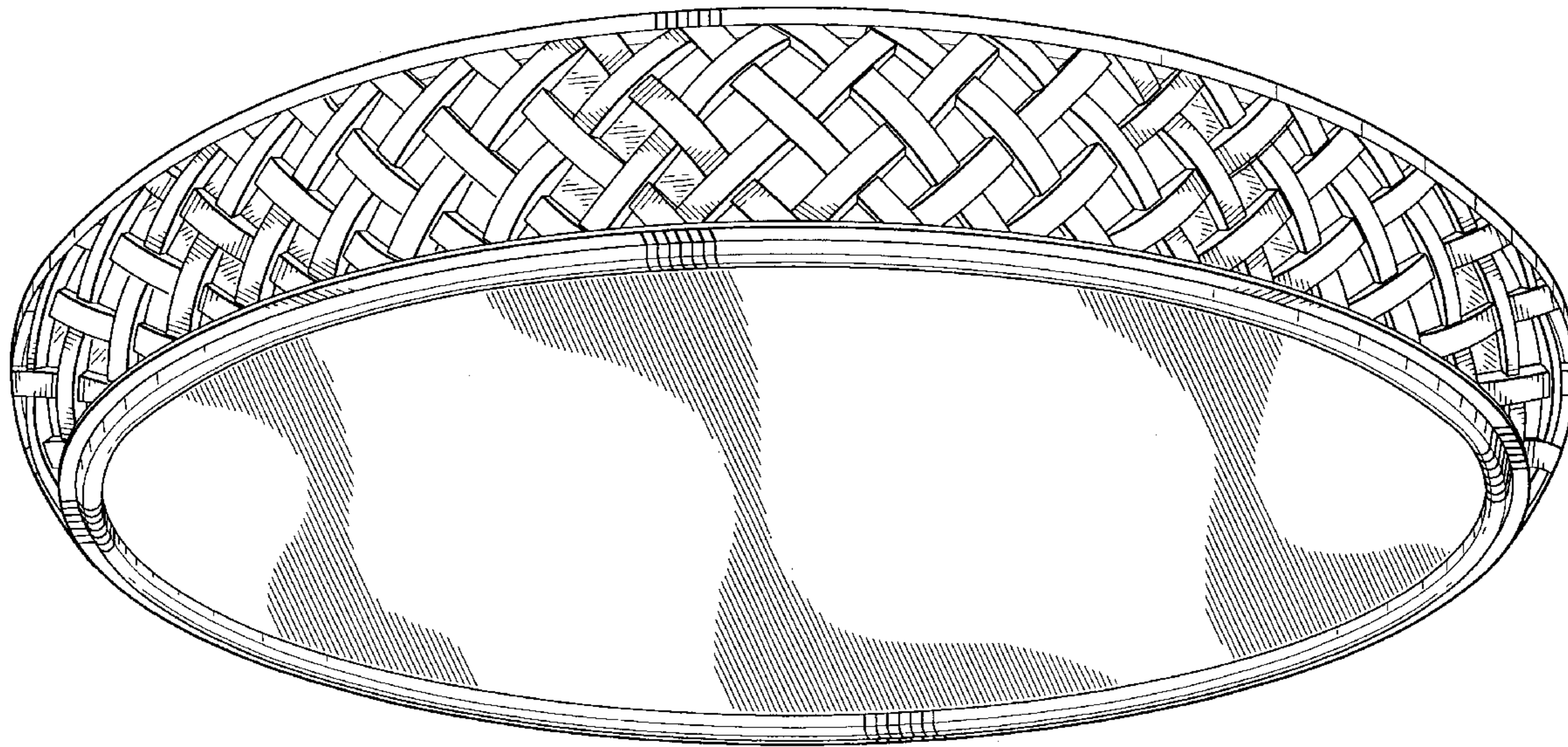
FIG. 1 is a perspective view of the light fixture showing my new design;

FIG. 2 is a front elevational view thereof;

FIG. 3 is a side elevational view thereof; and,

FIG. 4 is a bottom plan view thereof.

1 Claim, 3 Drawing Sheets



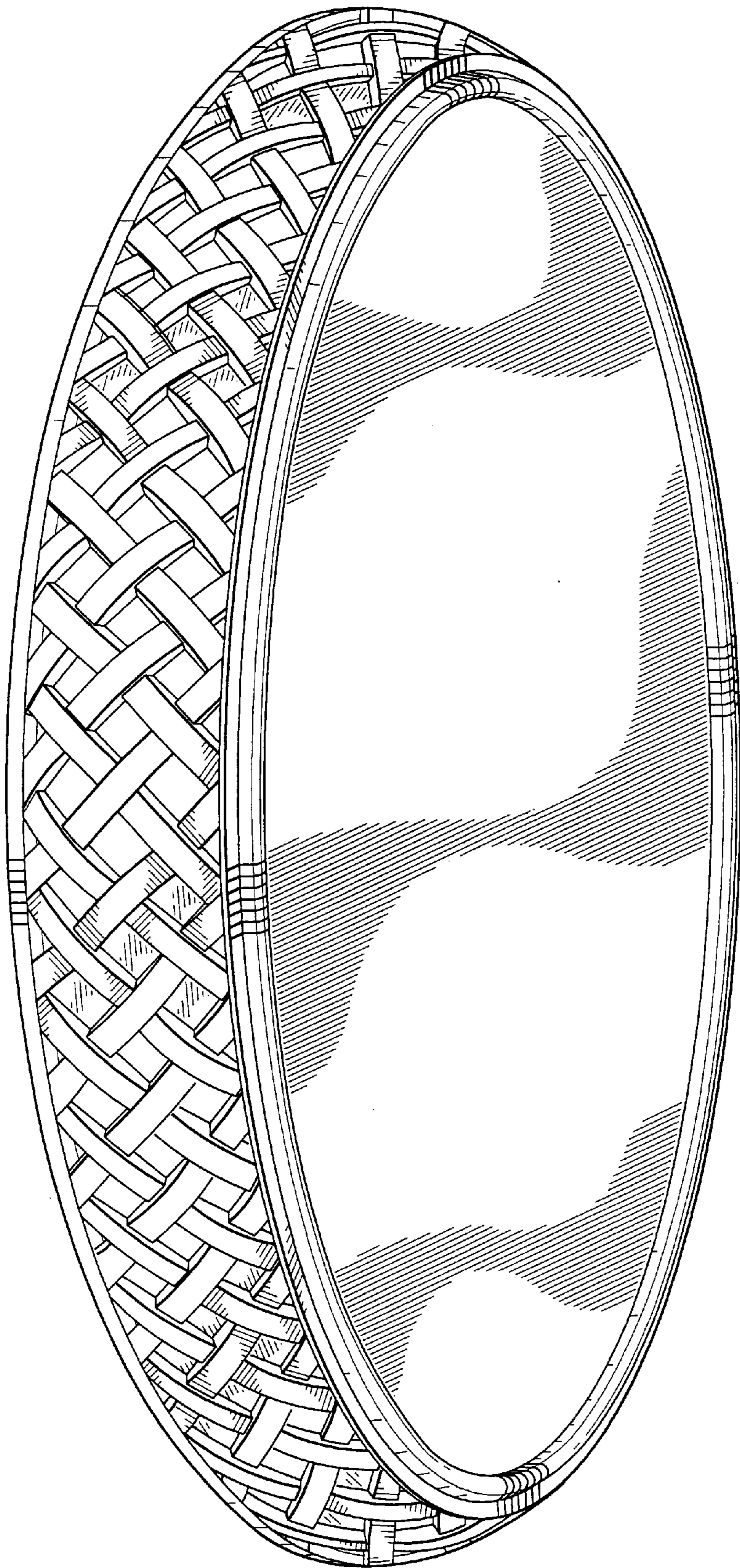


Fig. 1

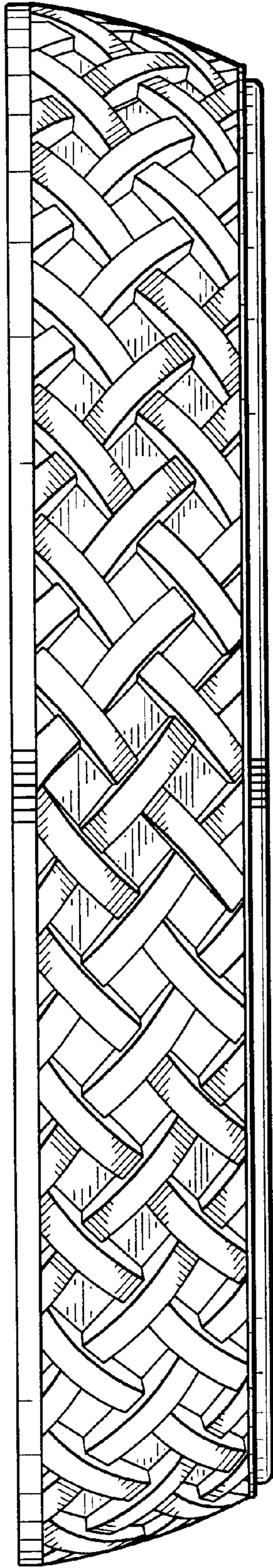


Fig. 2

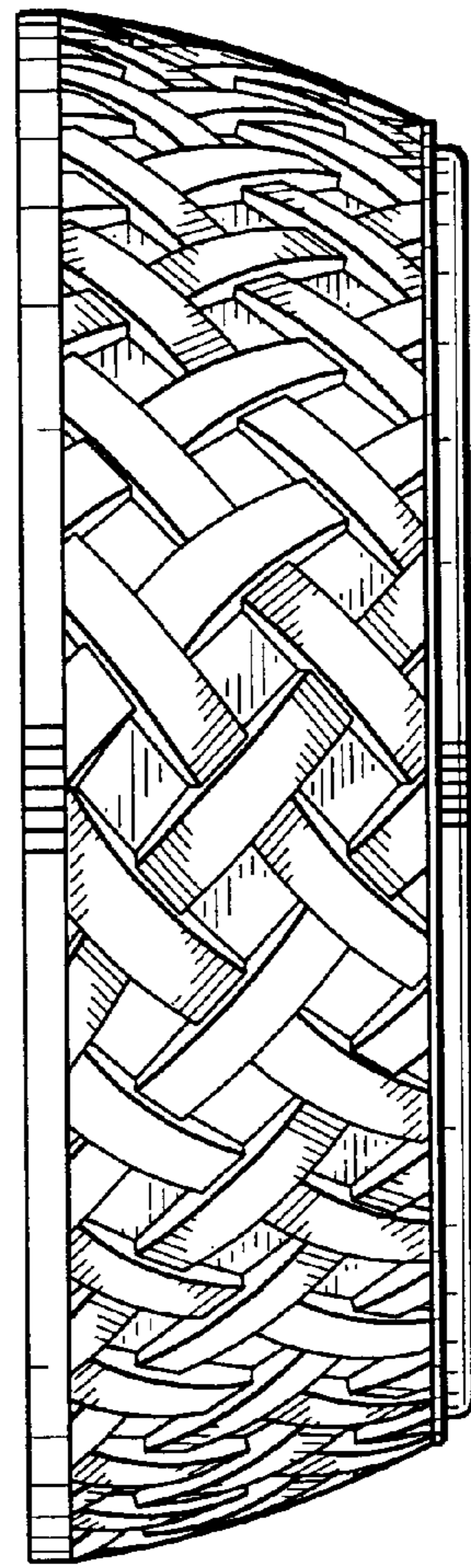


Fig. 3

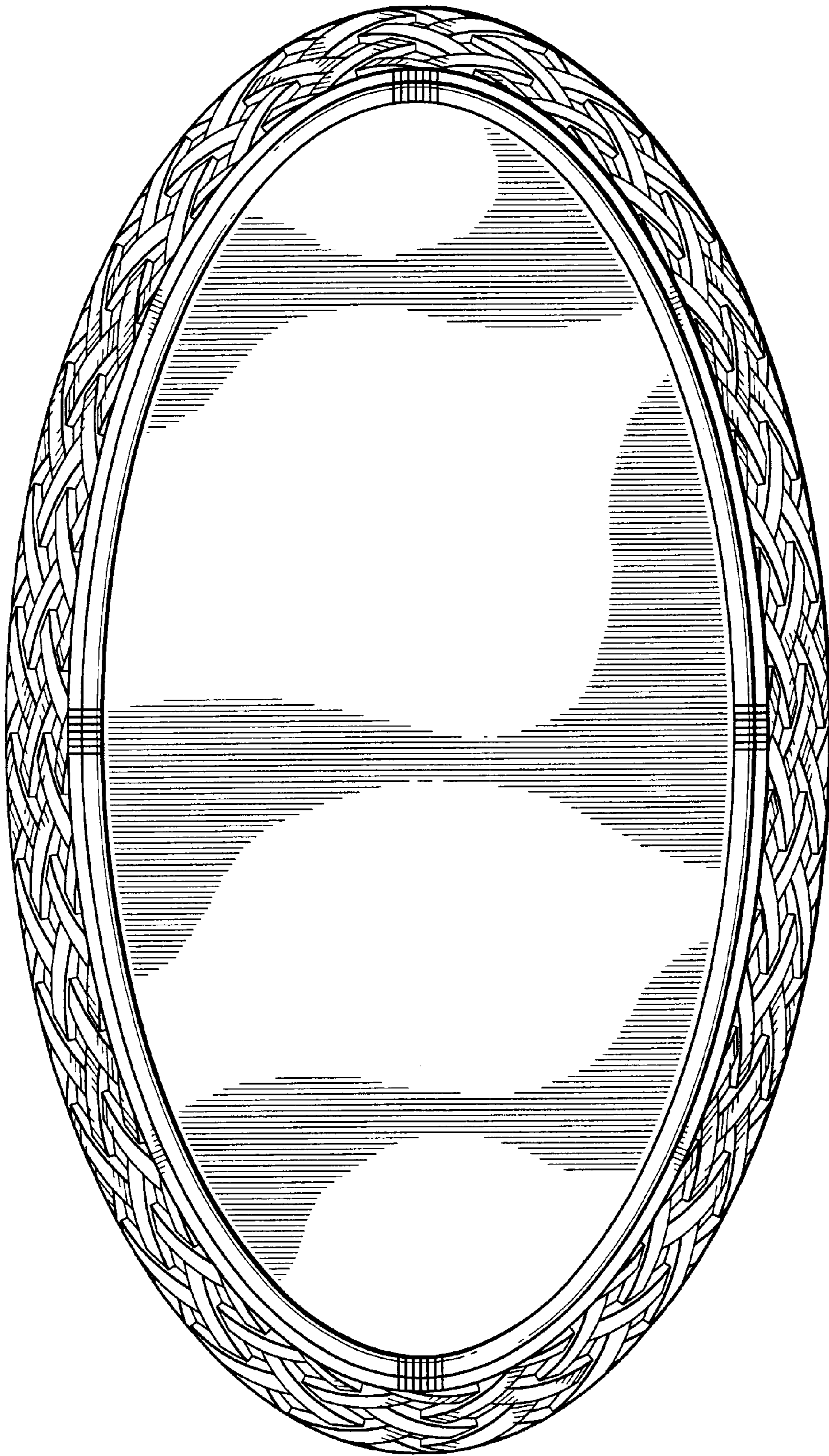


Fig. 4