



US00D469197S

(12) **United States Design Patent**
Robinson

(10) **Patent No.:** **US D469,197 S**

(45) **Date of Patent:** **** Jan. 21, 2003**

(54) **ORNAMENTAL LASER POINTER SYSTEM**

D429,831 S 8/2000 Ting D26/37

(76) Inventor: **Ginger K. Robinson**, 8136 W.
Farimount Ave., Phoenix, AZ (US)
85033

* cited by examiner

Primary Examiner—Antoine Duval Davis
(74) *Attorney, Agent, or Firm*—Joseph N. Breaux

(**) Term: **14 Years**

(57) **CLAIM**

(21) Appl. No.: **29/137,028**

I claim the ornamental design for an ornamental laser pointer system, as shown and described.

(22) Filed: **Feb. 12, 2001**

DESCRIPTION

(51) **LOC (7) Cl.** **26-02**

(52) **U.S. Cl.** **D26/37; D10/114**

(58) **Field of Search** D10/114; D26/37;
116/DIG. 6, DIG. 26; 362/98, 109, 118,
119, 120, 84


FIG. 1 is a left side view of the laser pointer of the ornamental laser pointer system of my design in isolation; the right side view being a mirror image of the left side view. FIG. 2 is a top plan view of the laser pointer of the ornamental laser pointer system of my design in isolation. FIG. 3 is a underside plan view of the laser pointer of the ornamental laser pointer system of my design in isolation. FIG. 4 is a forward end plan view of the laser pointer of the ornamental laser pointer system of my design in isolation. FIG. 5 is a rear end plan view of the laser pointer of the ornamental laser pointer system of my design in isolation; and, FIG. 6 is a perspective view of the laser pointer of the ornamental laser pointer system of my design in isolation.

(56) **References Cited**

U.S. PATENT DOCUMENTS

D317,941 S	7/1991	Chao	D19/59
D359,482 S	6/1995	Huang	D14/100
5,443,036 A	8/1995	Amiss et al.	119/707
5,788,359 A *	8/1998	Halsey et al.	362/118
D403,450 S	12/1998	Ting	D26/37
D403,451 S	12/1998	Ting	D26/37
D407,508 S *	3/1999	Chiu	D26/37
D419,704 S	1/2000	Ting	D26/37
6,070,992 A	6/2000	Schnell	362/259

1 Claim, 2 Drawing Sheets



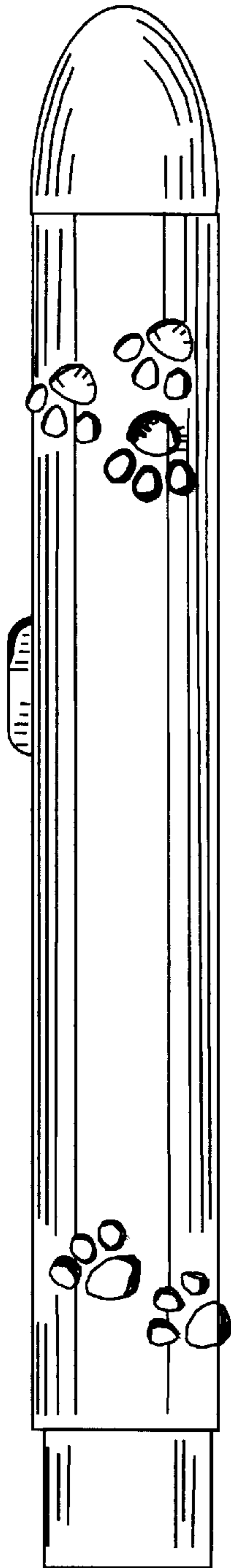


FIG. 1

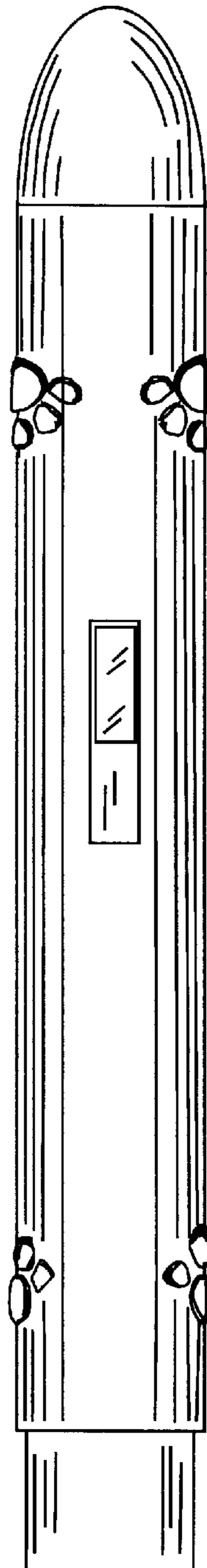


FIG. 2

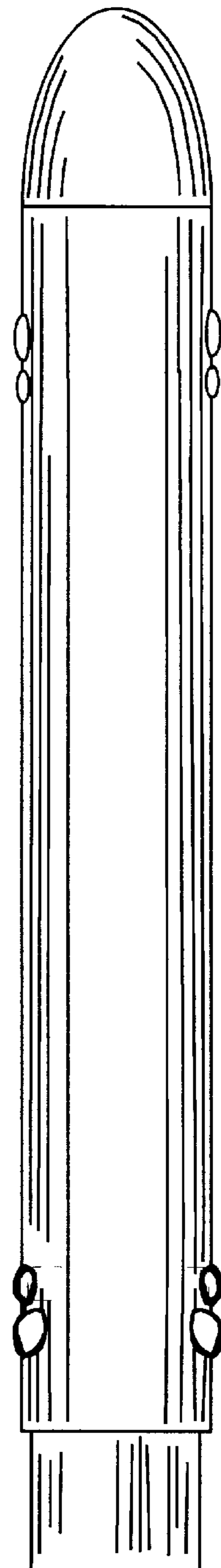


FIG. 3

FIG.6

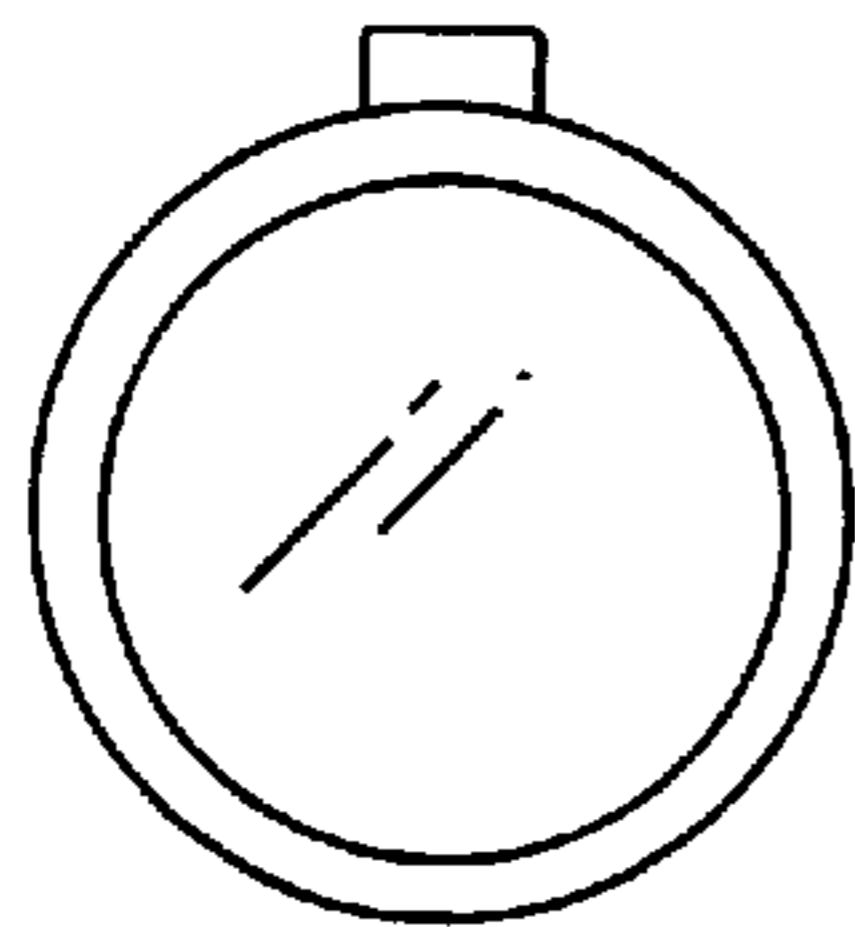
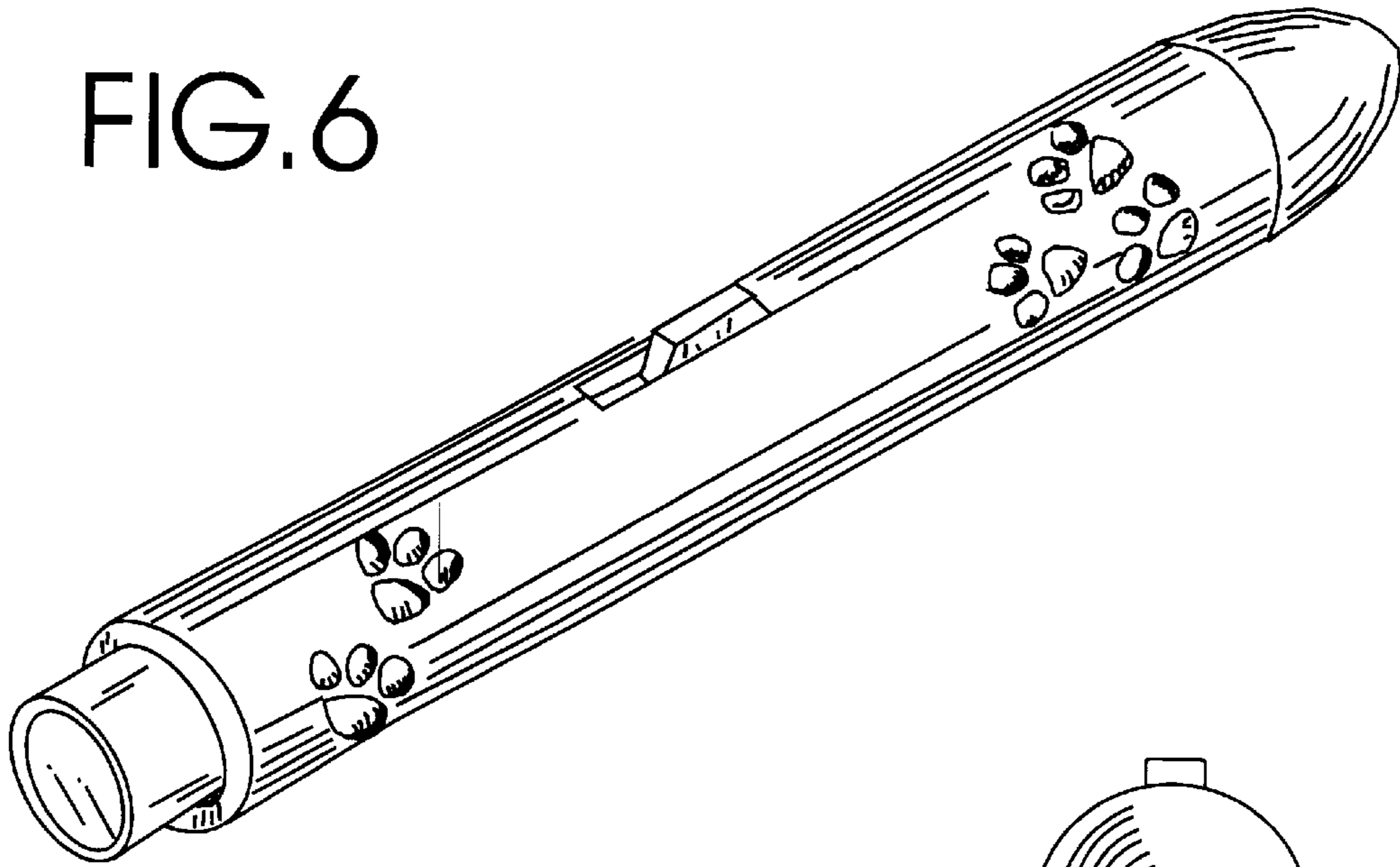


FIG.4



FIG.5