



US00D469190S

(12) **United States Design Patent**  
**Bilka**

(10) **Patent No.:** **US D469,190 S**

(45) **Date of Patent:** **\*\* Jan. 21, 2003**

(54) **BRICK BLOCK**

(76) Inventor: **Augustin J. Bilka**, 4244 Moccasin Trail, Woodstock, GA (US) 30189

(\*\*) Term: **14 Years**

(21) Appl. No.: **29/155,356**

(22) Filed: **Feb. 8, 2002**

4,034,533 A	*	7/1977	Faas	52/591.1
4,044,520 A		8/1977	Barrows	52/309
4,524,551 A		6/1985	Scheiwiller	52/98
4,642,960 A		2/1987	Wallover, III	52/390
4,646,498 A		3/1987	Schneller et al.	52/309
6,053,661 A		4/2000	Lewis	405/36
D431,082 S	*	9/2000	Jaros	D25/113
6,178,715 B1		1/2001	Pacitto et al.	52/604
6,253,518 B1		7/2001	Azar	52/589.1
D447,819 S		9/2001	Bilka	D25/113

**Related U.S. Application Data**

(60) Division of application No. 29/144,964, filed on Jul. 12, 2001, now Pat. No. Des. 457,656, which is a continuation-in-part of application No. 29/136,600, filed on Feb. 2, 2001, now Pat. No. Des. 447,819.

(51) **LOC (7) Cl.** ..... **25-01**

(52) **U.S. Cl.** ..... **D25/113**

(58) **Field of Search** ..... D25/102, 112-115, D25/118, 164; D21/484-486, 489-491, 493, 499-500, 505; 405/284-287.1; 404/25-26, 27-31, 34-41; 52/102, 574-582.2, 596, 600-609

(56) **References Cited**

**U.S. PATENT DOCUMENTS**

117,212 A	7/1871	Shaw	
444,042 A	1/1891	Brock	
938,430 A	10/1909	McQueen	
1,351,546 A	* 8/1920	Warmoth	404/40
1,413,169 A	4/1922	Lawton	
1,422,949 A	* 7/1922	Evans	52/591.4
1,551,544 A	* 9/1925	Crooks	52/578
1,727,362 A	9/1929	Bone	
2,265,244 A	12/1941	Neumeister	72/31
2,932,745 A	* 4/1960	Alberti et al.	D21/504 X
2,942,115 A	6/1960	O'Connell	250/108
2,970,218 A	1/1961	Shaw	250/108
3,614,446 A	10/1971	Leuthold	250/108
3,908,326 A	9/1975	Francis	52/384

**FOREIGN PATENT DOCUMENTS**

FR 940509 \* 5/1948 ..... D25/113 X

**OTHER PUBLICATIONS**

“Edgestone” TM, Pavestone Co. Brochure, Beautiful Edgings You Can Install Yourself, © 2000.

\* cited by examiner

*Primary Examiner*—Louis S. Zarfaz  
*Assistant Examiner*—Robert A. Delehanty  
(74) *Attorney, Agent, or Firm*—Baker, Donelson, Bearman & Caldwell

(57) **CLAIM**

The ornamental design for a brick block, as shown and described.

**DESCRIPTION**

FIG. 1 is a front, left perspective view of my new ornamental design for a brick block;  
FIG. 2 is a back, right perspective view thereof;  
FIG. 3 is a left side elevational view thereof;  
FIG. 4 is a right side elevational view thereof;  
FIG. 5 is a front side elevational view thereof, the back side elevational view being a mirror image thereof;  
FIG. 6 is a top plan view thereof; and,  
FIG. 7 is a bottom plan view thereof.

**1 Claim, 2 Drawing Sheets**

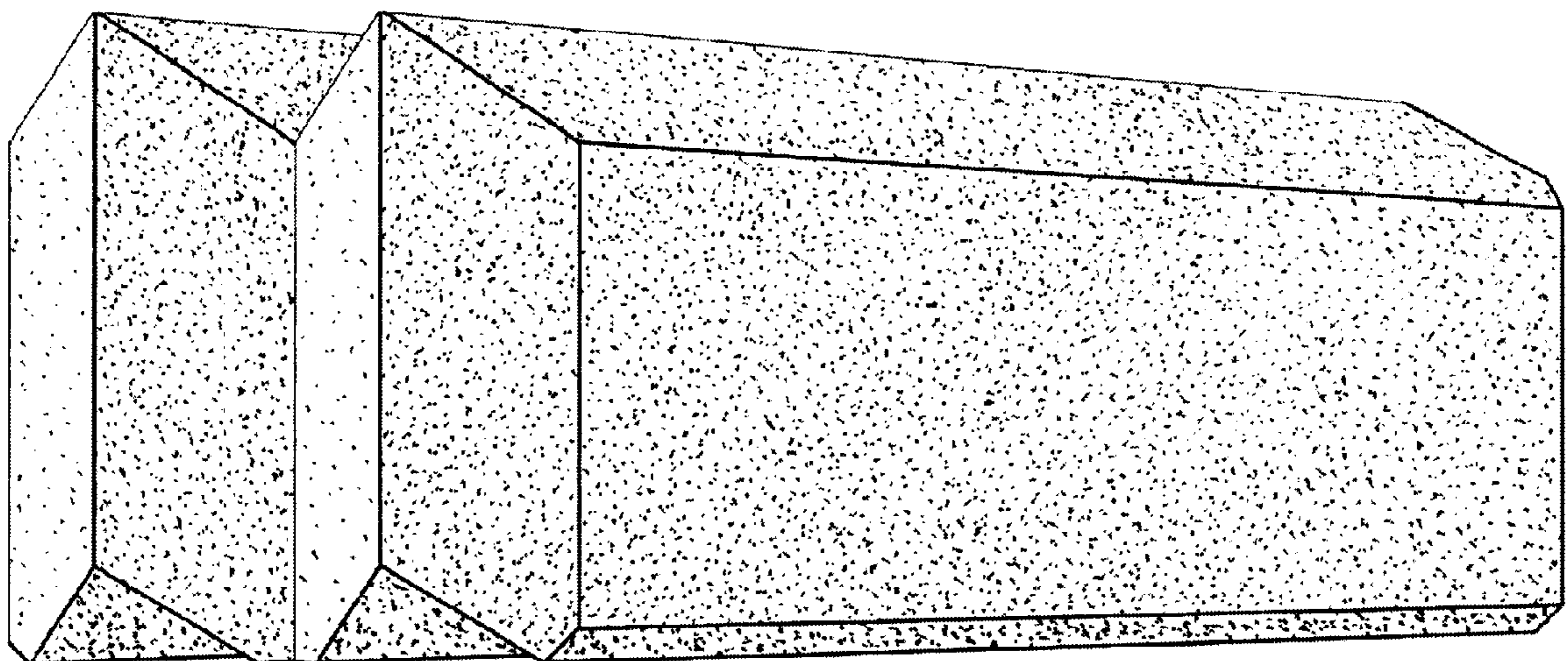


Fig. 1

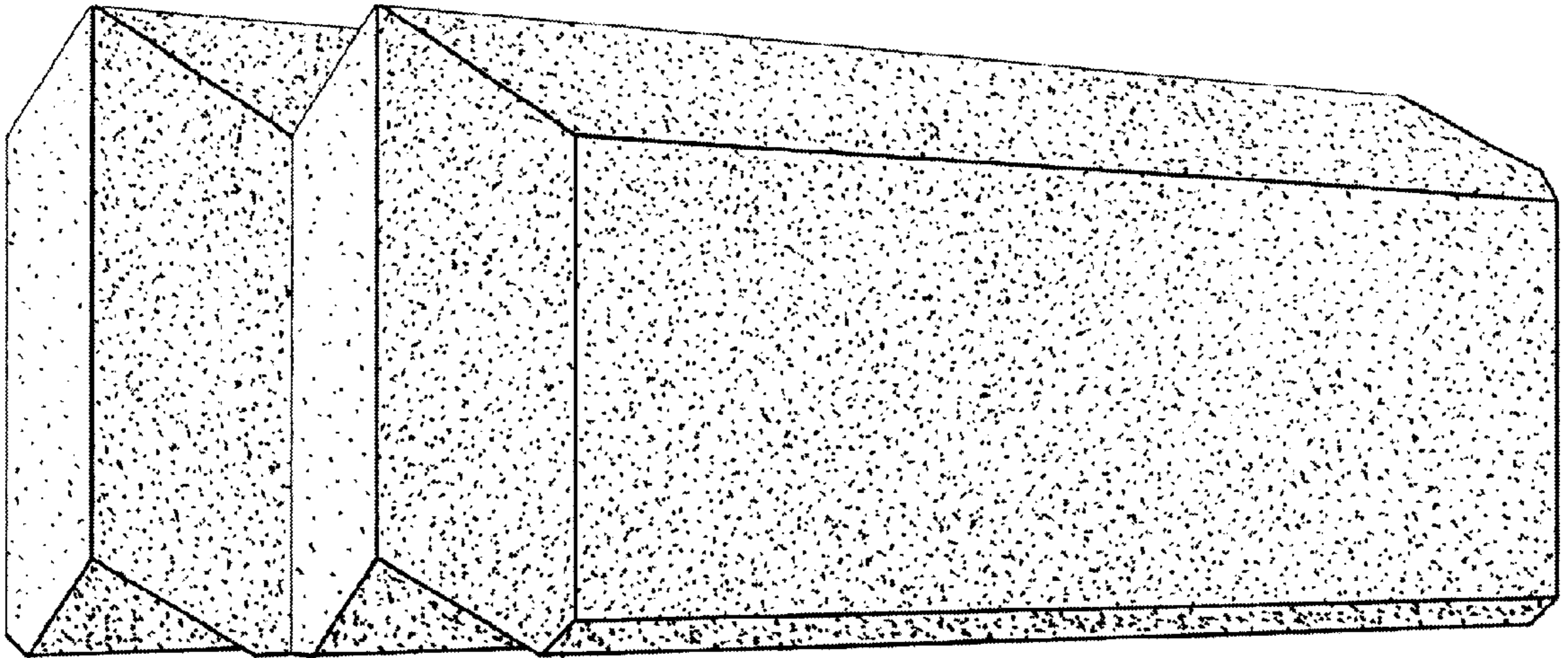


Fig. 2

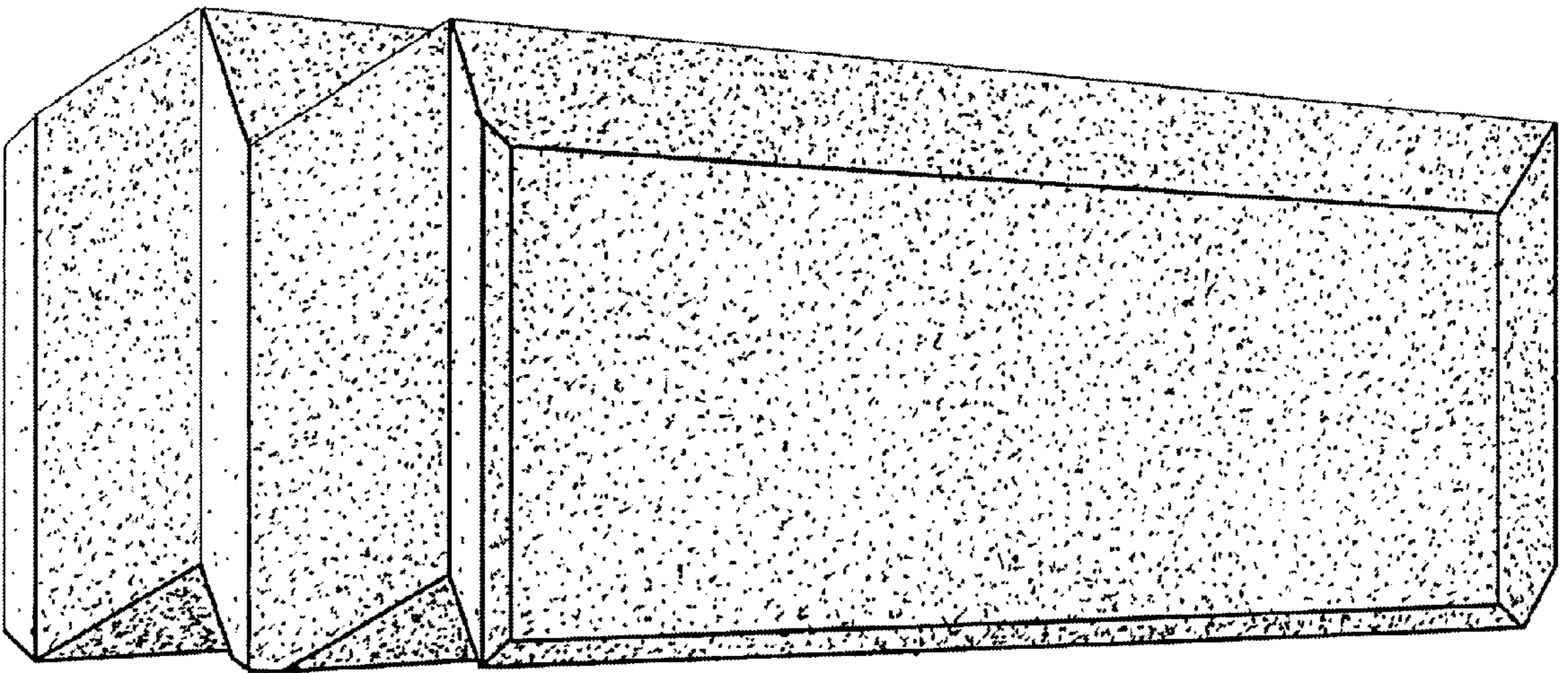


Fig. 3

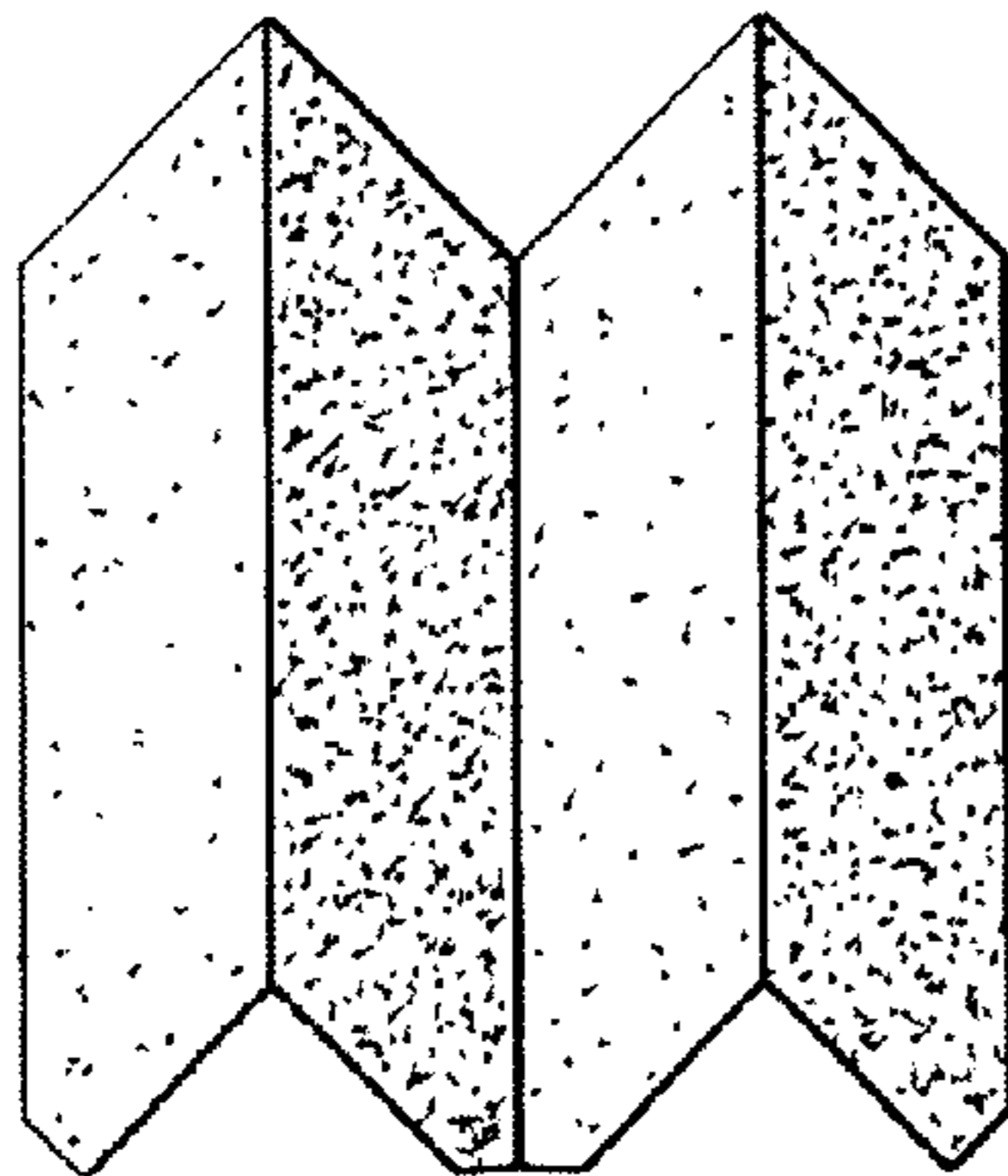


Fig. 4

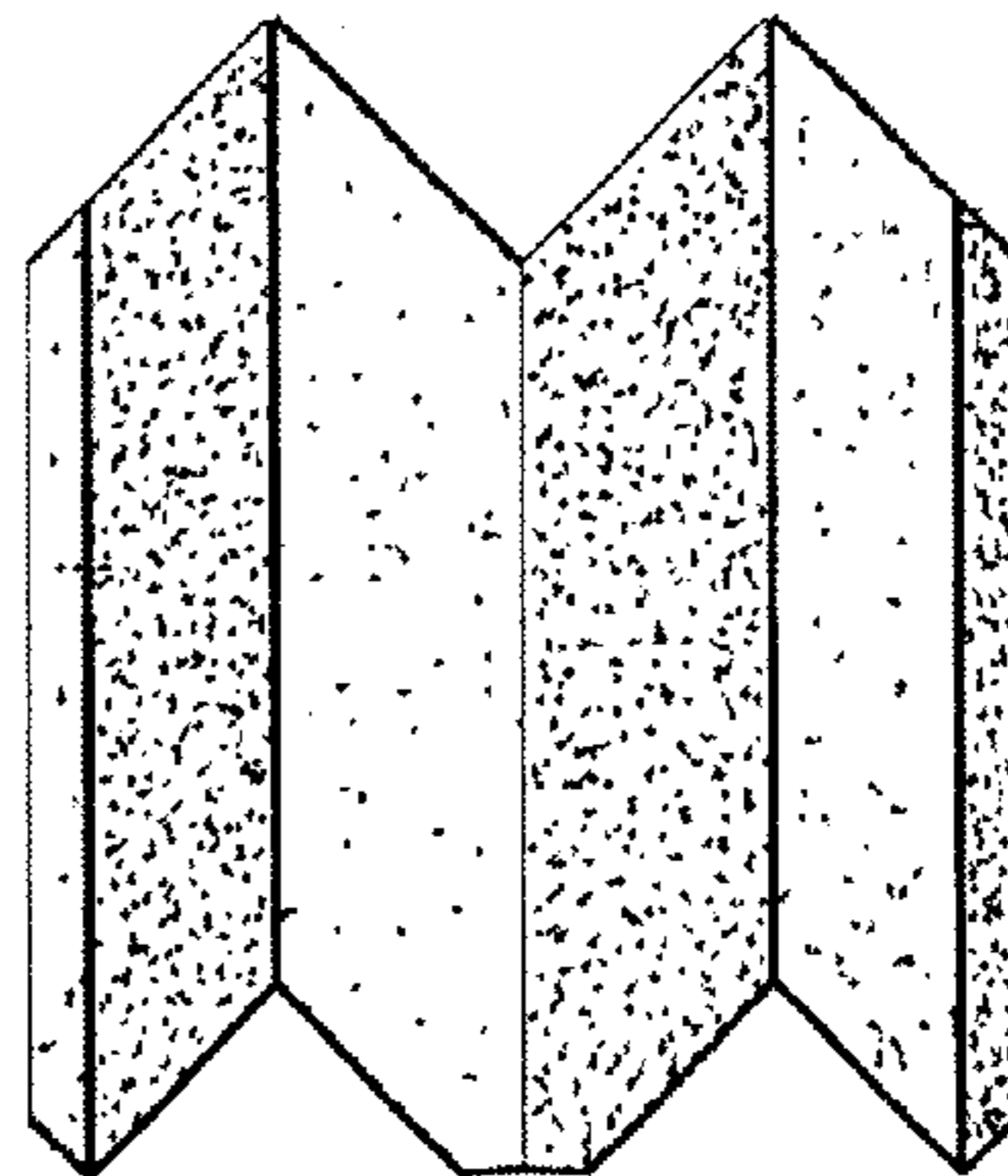


Fig. 5

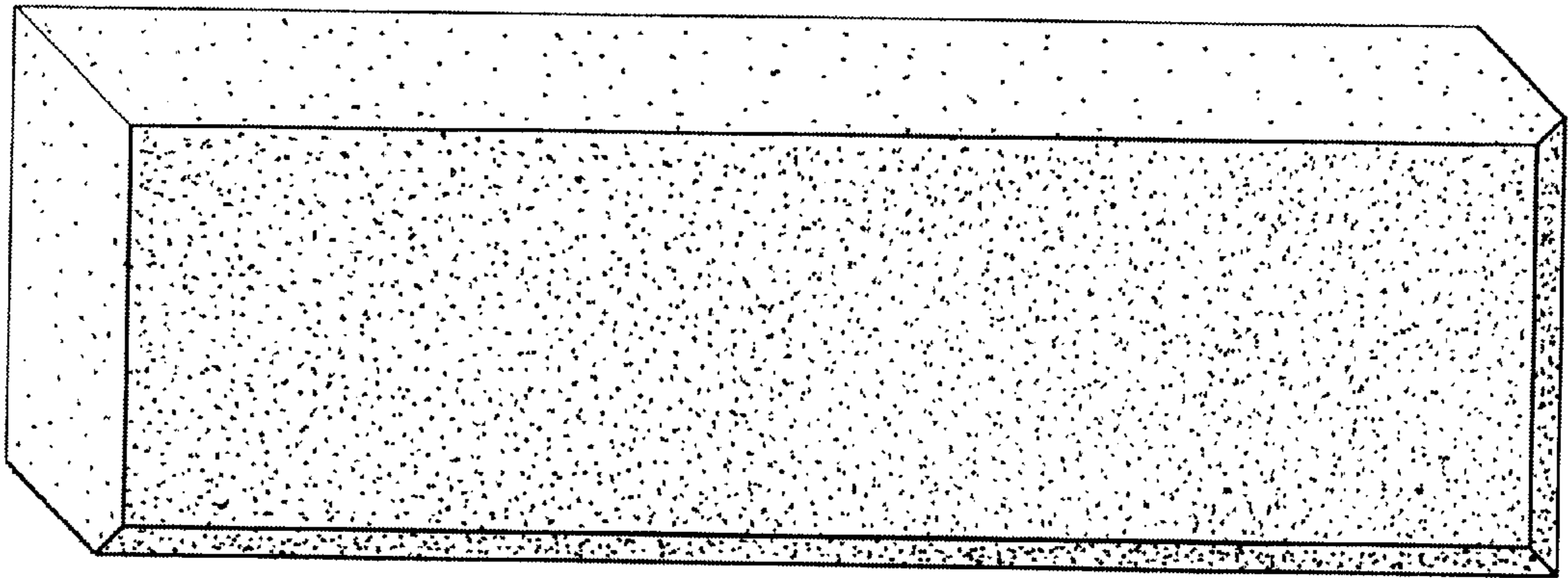


Fig. 6

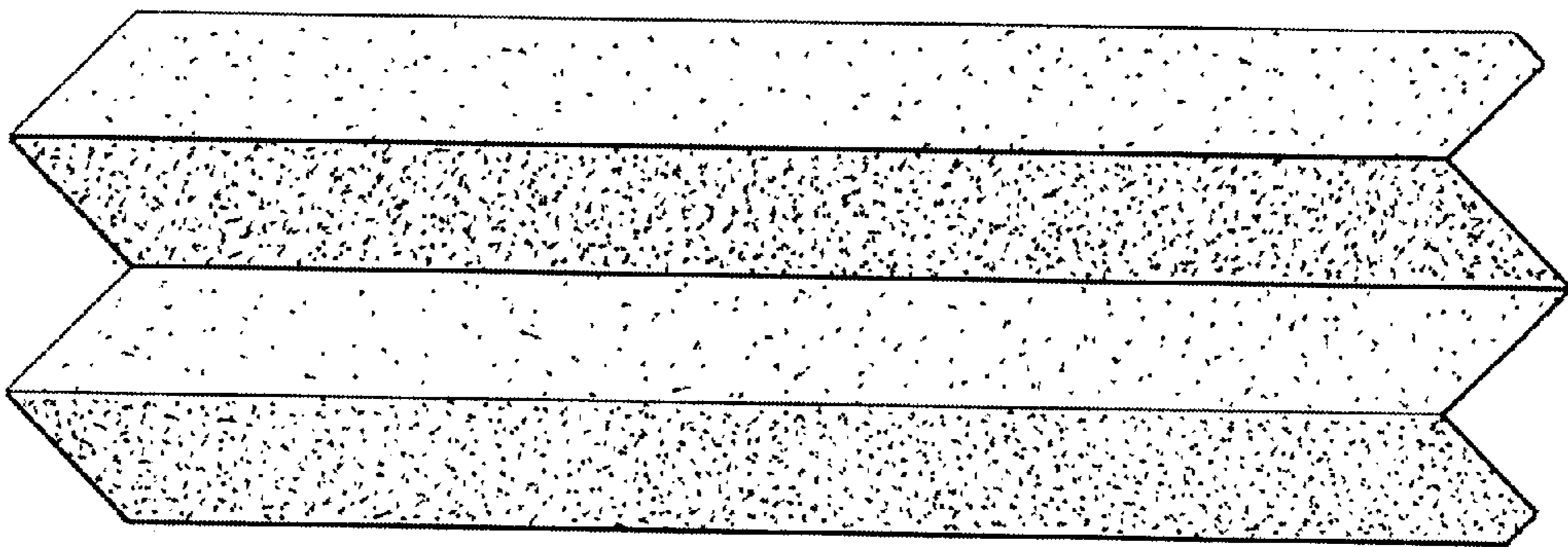


Fig. 7

