



US00D469180S

(12) **United States Design Patent**
Mark

(10) **Patent No.:** **US D469,180 S**

(45) **Date of Patent:** **** Jan. 21, 2003**

(54) **ELONGATED APPLICATOR HANDLE
HAVING A DISTRIBUTOR AT BOTH ENDS**

(76) **Inventor:** **Phillip Mark**, 1255 LaQuinta Dr.
#214A, Orlando, FL (US) 32809

(**) **Term:** **14 Years**

(21) **Appl. No.:** **29/148,605**

(22) **Filed:** **Sep. 25, 2001**

(51) **LOC (7) Cl.** **24-02**

(52) **U.S. Cl.** **D24/154; D24/119; D28/7**

(58) **Field of Search** D28/7, 8, 57; D24/119,
D24/152, 154, 176; 132/320; 433/141,
142, 143; 604/1; D4/119, 120, 127, 137,
118, 114

(56) **References Cited**

U.S. PATENT DOCUMENTS

797,270 A * 8/1905 Dreher 433/141

4,946,389 A * 8/1990 Weissenburger 433/142
D433,537 S * 11/2000 Schoon et al. D28/57
D435,106 S * 12/2000 Tang D24/176
D440,305 S * 4/2001 Mark D24/119
6,386,874 B2 * 5/2002 Bachmann et al. 433/142

* cited by examiner

Primary Examiner—Lucy Lieberman

(74) *Attorney, Agent, or Firm*—Eric P. Schellin

(57) **CLAIM**

The ornamental design for an elongated applicator handle having a distributor at both ends, as shown and described.

DESCRIPTION

FIG. 1 is a side elevation of an elongated applicator handle having a distributor at both ends, the opposite side is a mirror image thereto;

FIG. 2 is an end elevation thereof; and,

FIG. 3 is the opposite end elevation thereof.

1 Claim, 1 Drawing Sheet




FIG. 1




FIG. 2

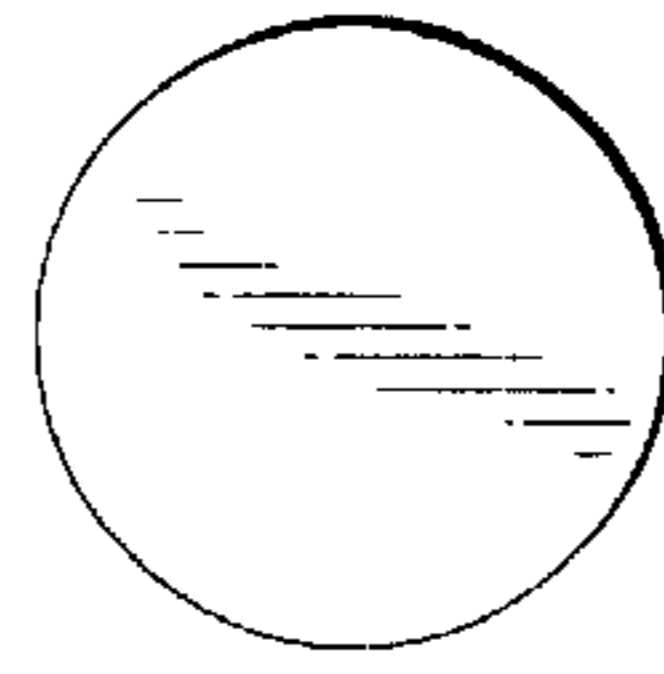


FIG. 3

