



US00D469178S

(12) **United States Design Patent**  
**Courteix**

(10) **Patent No.:** **US D469,178 S**

(45) **Date of Patent:** **\*\* Jan. 21, 2003**

(54) **NEEDLE PROTECTING DEVICE**

(75) Inventor: **Serge Courteix**, Dammartin en Goolo (FR)

(73) Assignee: **Stelmi Trading International**, La Courneuve (FR)

(\*\*) Term: **14 Years**

(21) Appl. No.: **29/156,421**

(22) Filed: **Feb. 26, 2002**

**Related U.S. Application Data**

(63) Continuation-in-part of application No. 29/120,234, filed on Mar. 16, 2000, now Pat. No. Des. 460,178.

(30) **Foreign Application Priority Data**

Sep. 16, 1999 (FR) ..... 99 5694

(51) **LOC (7) Cl.** ..... **24-02**

(52) **U.S. Cl.** ..... **D24/130**

(58) **Field of Search** ..... D24/130; 604/263, 604/198, 192, 110, 111

(56) **References Cited**

**U.S. PATENT DOCUMENTS**

4,148,316 A \* 4/1979 Xanthopoulos ..... 604/263

D320,277 S	*	9/1991	Gyure et al. ....	D24/130
D322,671 S	*	12/1991	Szwarc .....	D24/130
D332,490 S	*	1/1993	Brown et al. ....	D24/130
5,651,774 A	*	7/1997	Taranto et al. ....	604/263
5,941,857 A	*	8/1999	Nguyen et al. ....	604/263
6,000,580 A	*	12/1999	Nilson .....	604/263
RE37,110 E	*	3/2001	Hollister .....	206/365

\* cited by examiner

*Primary Examiner*—Ian Simmons

(74) *Attorney, Agent, or Firm*—Lawrence E. Apolzon; Fross Zelnick Lehrman & Zissu

(57) **CLAIM**

The ornamental design for a needle protecting device, as shown and described.

**DESCRIPTION**

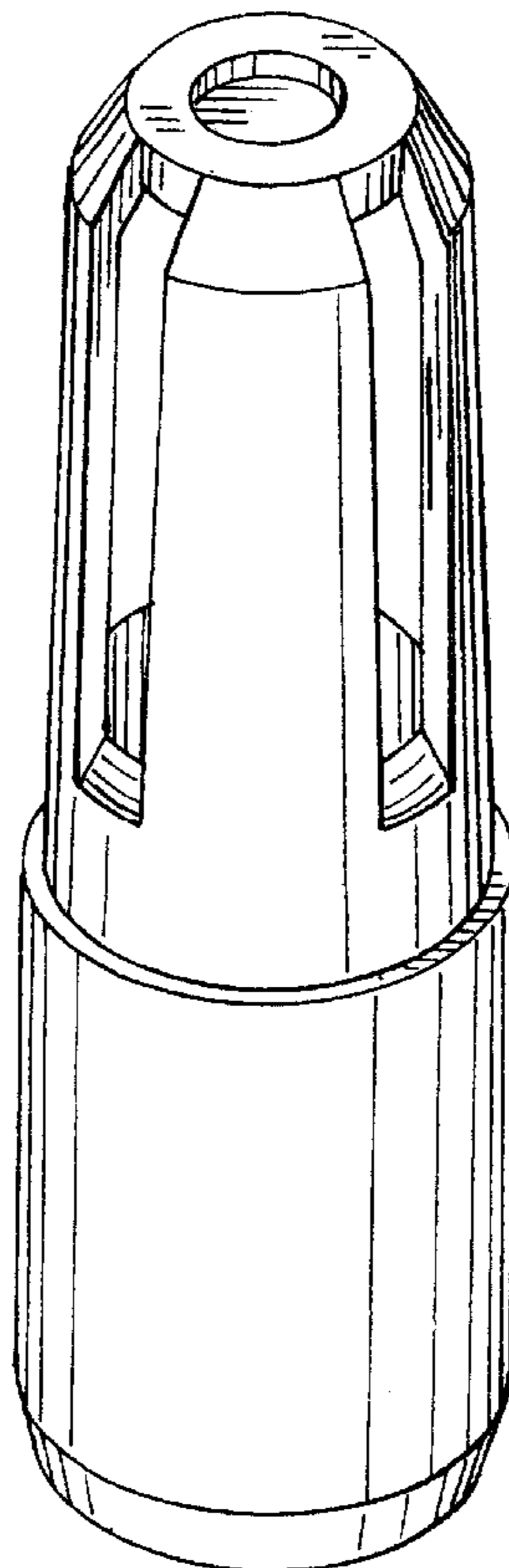
FIG. 1 is a bottom view of the device;

FIG. 2 is a side view;

FIG. 3 is a top view; and,

FIG. 4 is a perspective view.

**1 Claim, 1 Drawing Sheet**



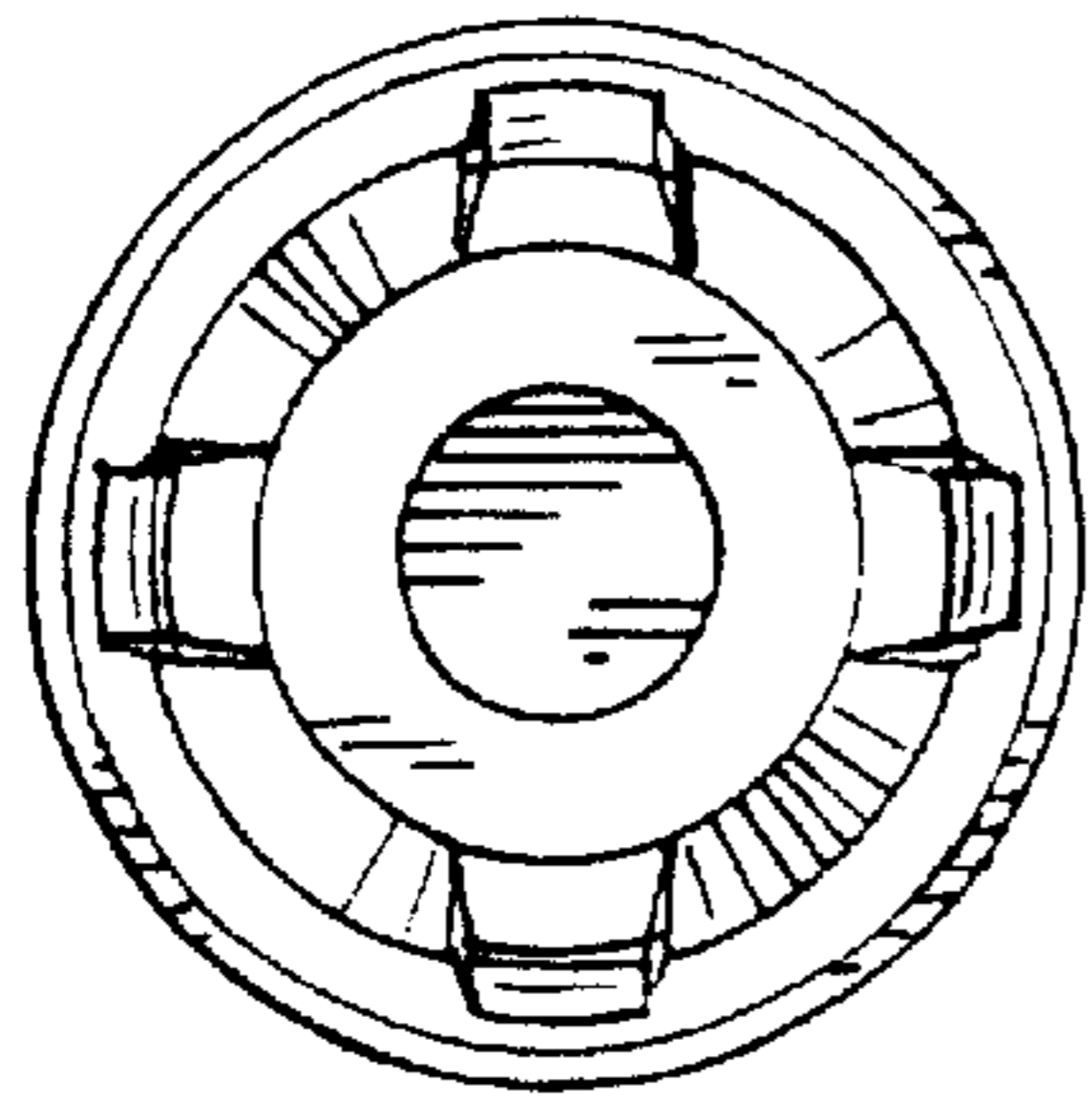


FIG.3

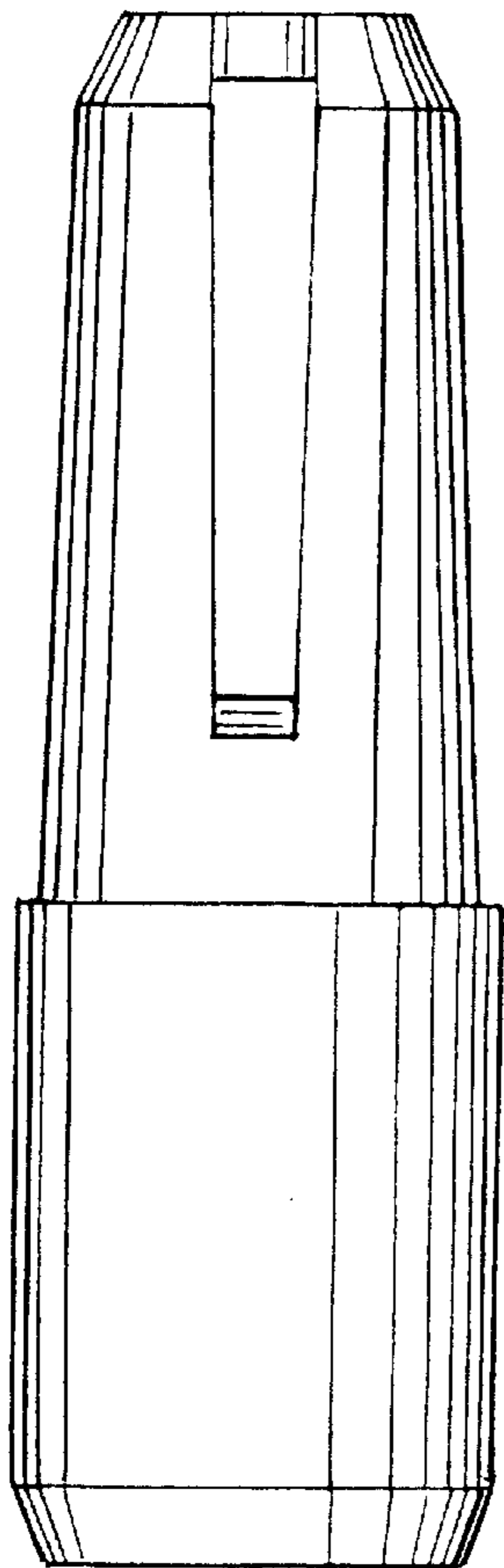


FIG.2

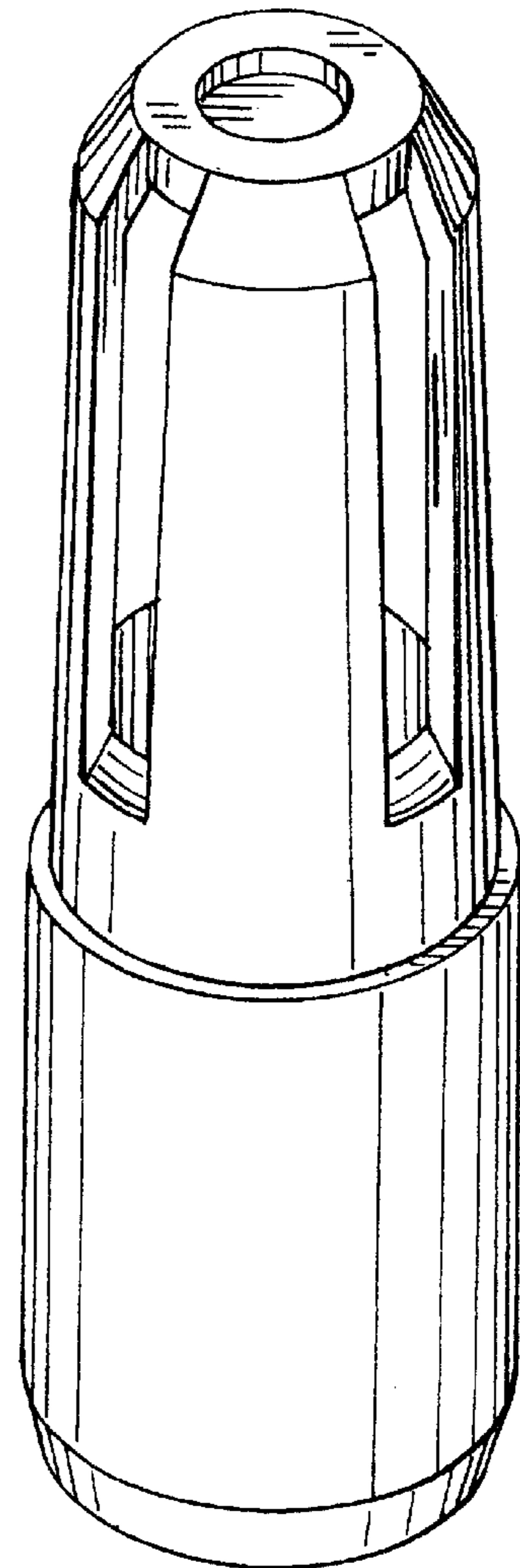


FIG.4

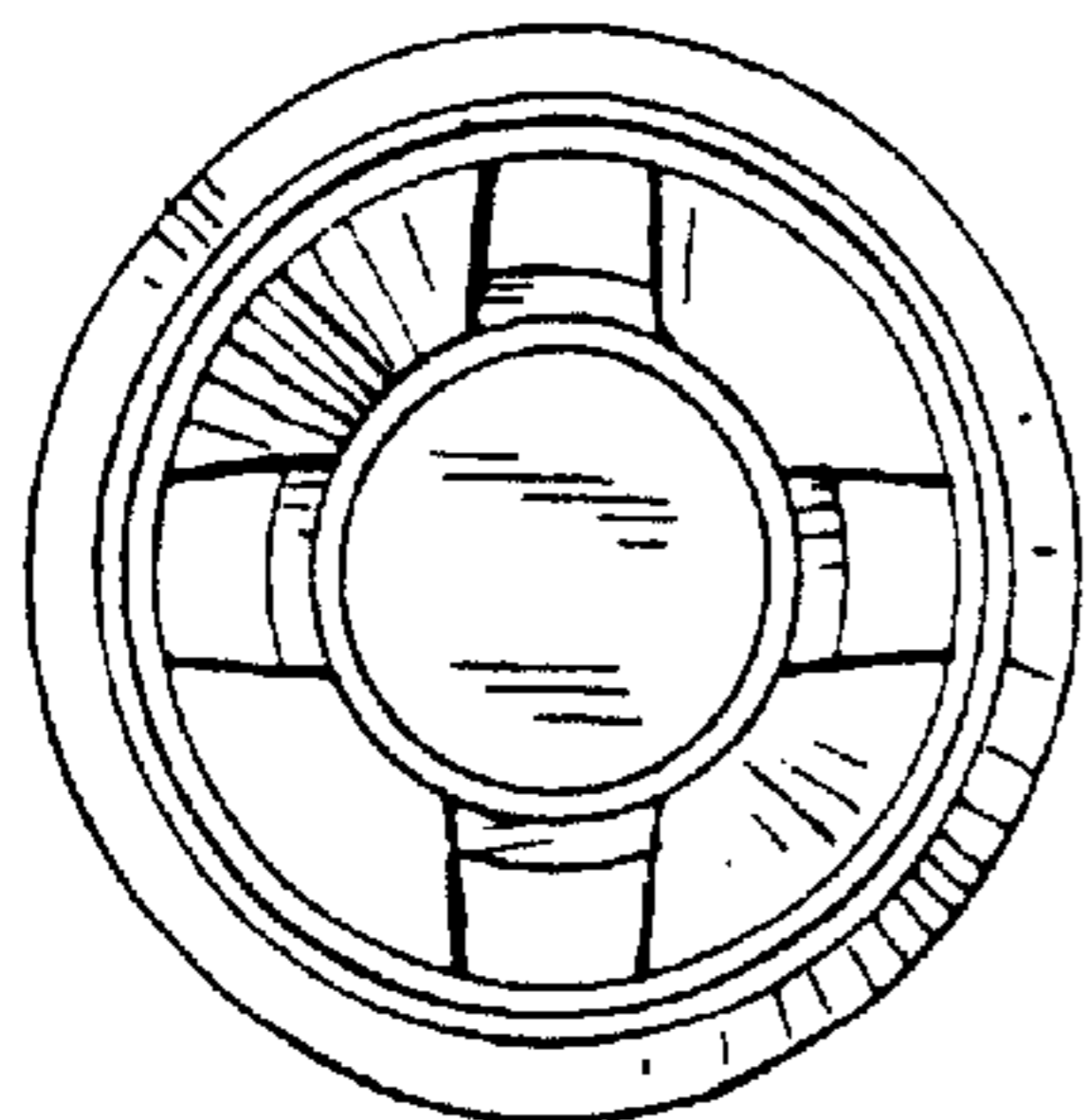


FIG.1