



US00D469170S

(12) **United States Design Patent**  
**Oak et al.**

(10) **Patent No.:** **US D469,170 S**

(45) **Date of Patent:** **\*\* Jan. 21, 2003**

(54) **PEDESTAL FOR A LAVATORY**

D396,271 S \* 7/1998 Garza ..... D23/292  
D444,198 S \* 6/2001 Monk et al. .... D21/794

(75) Inventors: **Kevin J. Oak**, Mansfield, OH (US);  
**Rodney B. Edmondson**, Perrysville,  
OH (US)

\* cited by examiner

(73) Assignee: **Mansfield Plumbing Products, LLC**,  
Perrysville, OH (US)

*Primary Examiner*—Louis S. Zarfes  
*Assistant Examiner*—Robert A Delehanty  
(74) *Attorney, Agent, or Firm*—Renner, Kenner, Greive,  
Bobak, Taylor & Weber

(\*\*) Term: **14 Years**

(57) **CLAIM**

(21) Appl. No.: **29/164,258**

The ornamental design for a pedestal for a lavatory, as shown and described.

(22) Filed: **Jul. 19, 2002**

(51) **LOC (7) Cl.** ..... **23-02**

(52) **U.S. Cl.** ..... **D23/292**

(58) **Field of Search** ..... D23/284–285,  
D23/292, 293.1, 308, 271–273; 4/619, 625,  
627, 630, 638, 642–652, 660; D21/793–794,  
789, 358; D3/255

**DESCRIPTION**

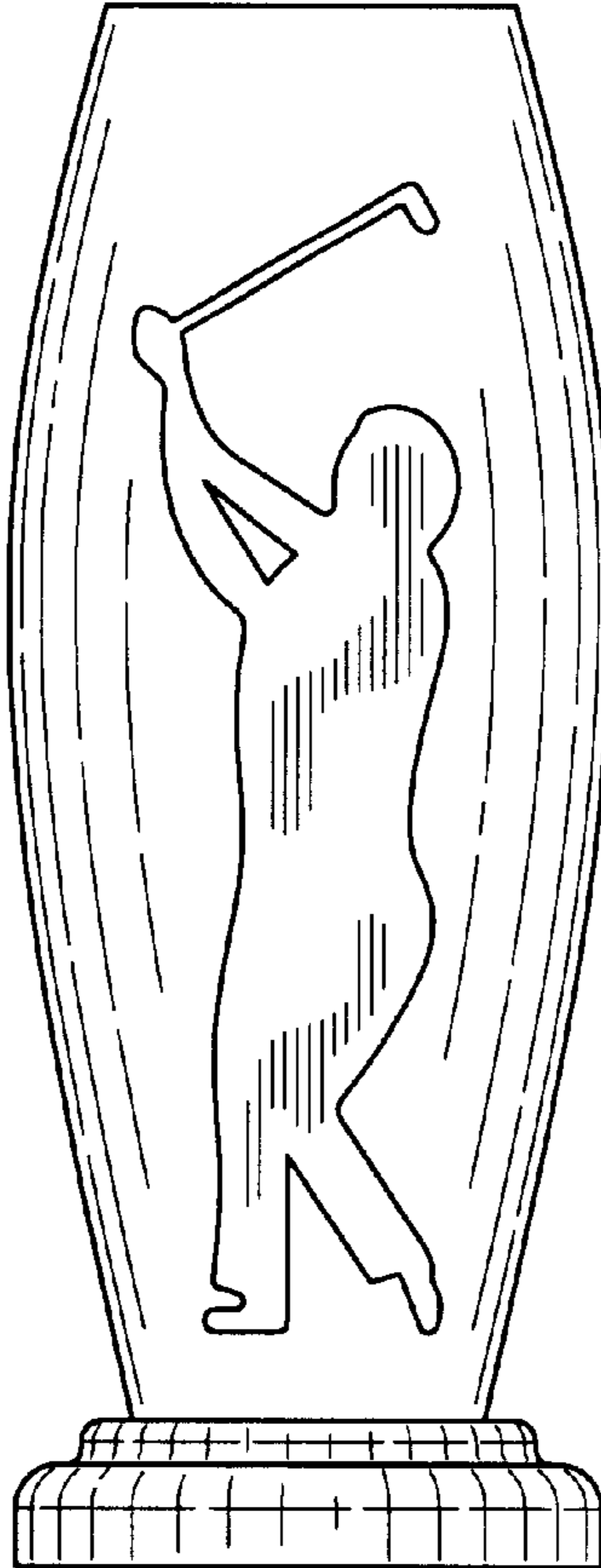
FIG. 1 is a front, right side, top perspective view of a pedestal for a lavatory showing our new design and being shown environmentally as supporting a lavatory shown in phantom;  
FIG. 2 is a top plan view thereof;  
FIG. 3 is a front elevational view thereof;  
FIG. 4 is a right side elevational view thereof;  
FIG. 5 is a bottom plan view thereof;  
FIG. 6 is a rear elevational view thereof; and,  
FIG. 7 is a left side elevational view thereof.

(56) **References Cited**

**U.S. PATENT DOCUMENTS**

D166,447 S \* 4/1952 Conover ..... D11/150  
D296,357 S \* 6/1988 Brossardt et al. .... D23/292  
D332,829 S \* 1/1993 Belfor ..... D23/292

**1 Claim, 3 Drawing Sheets**






FIG-1

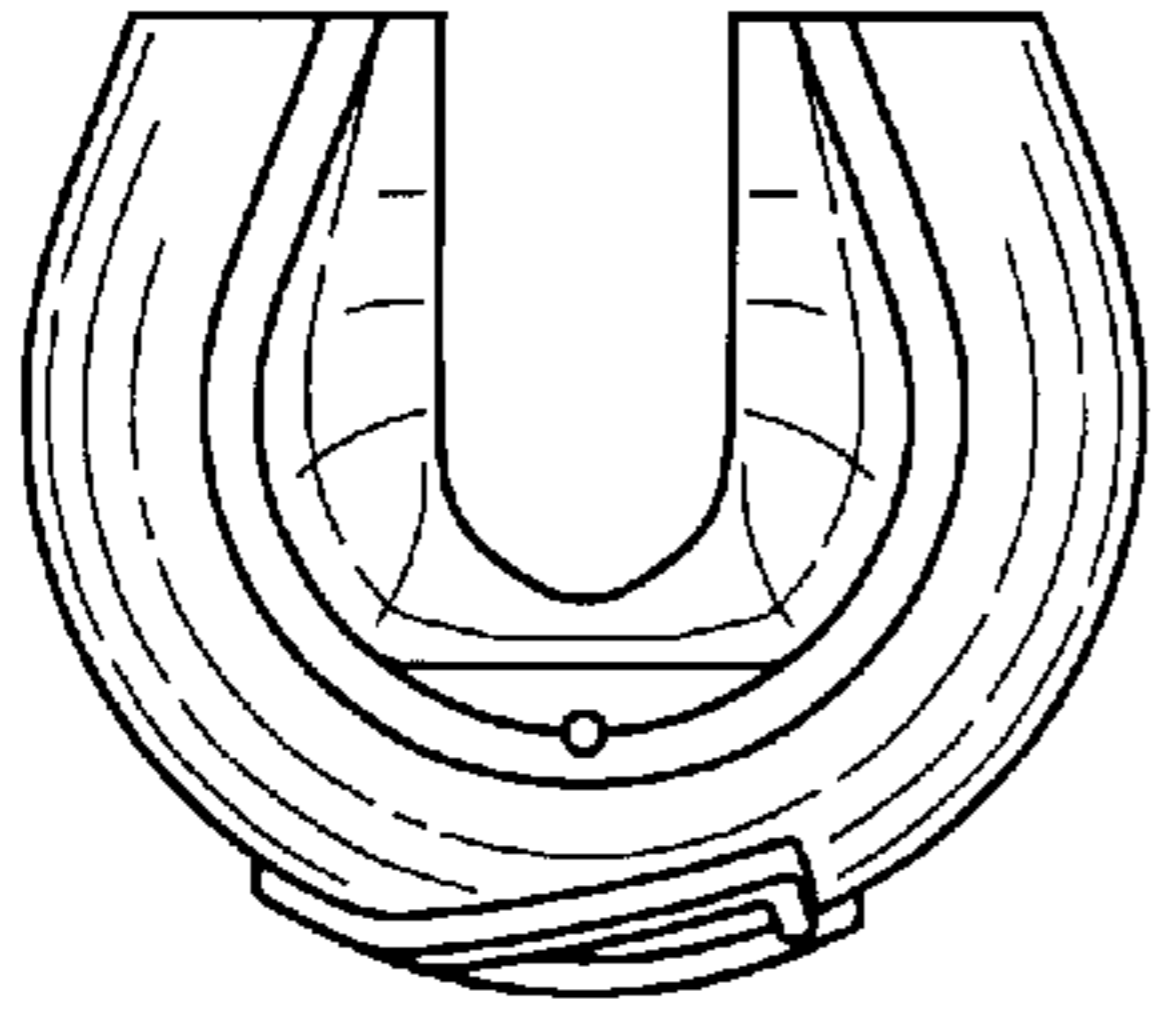


FIG-2

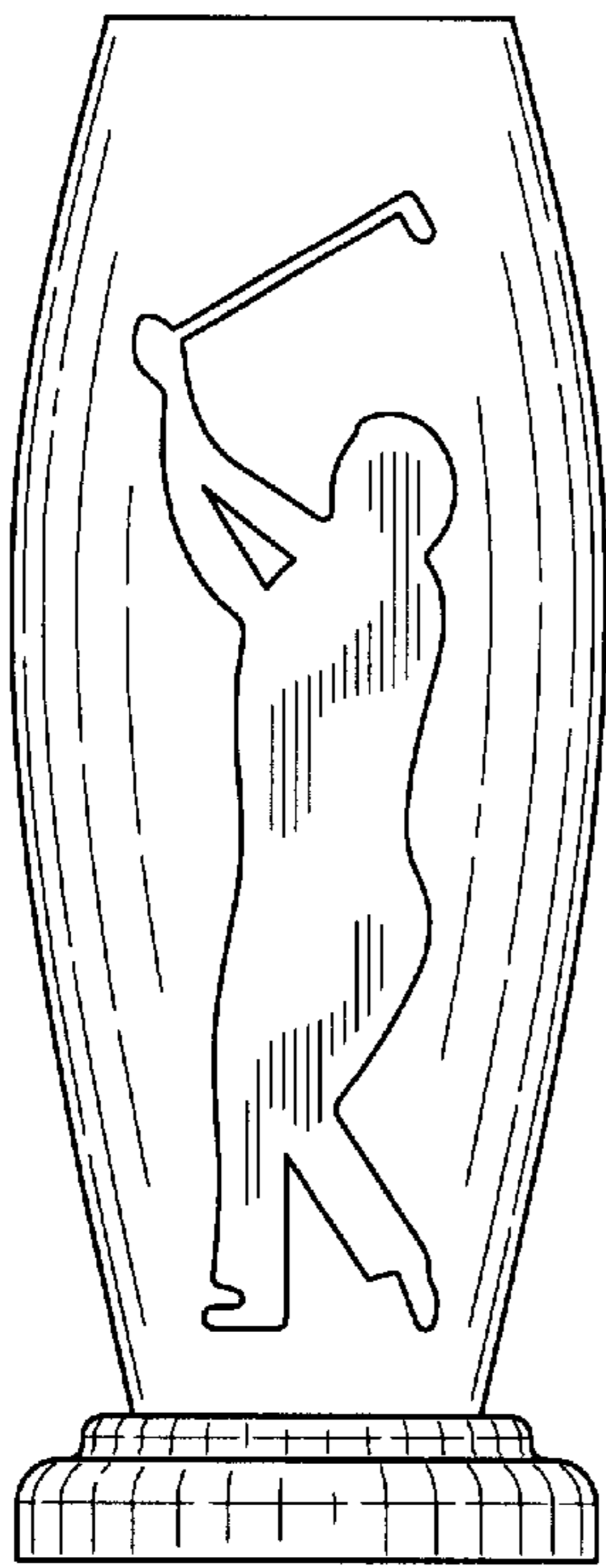


FIG-3




FIG-4

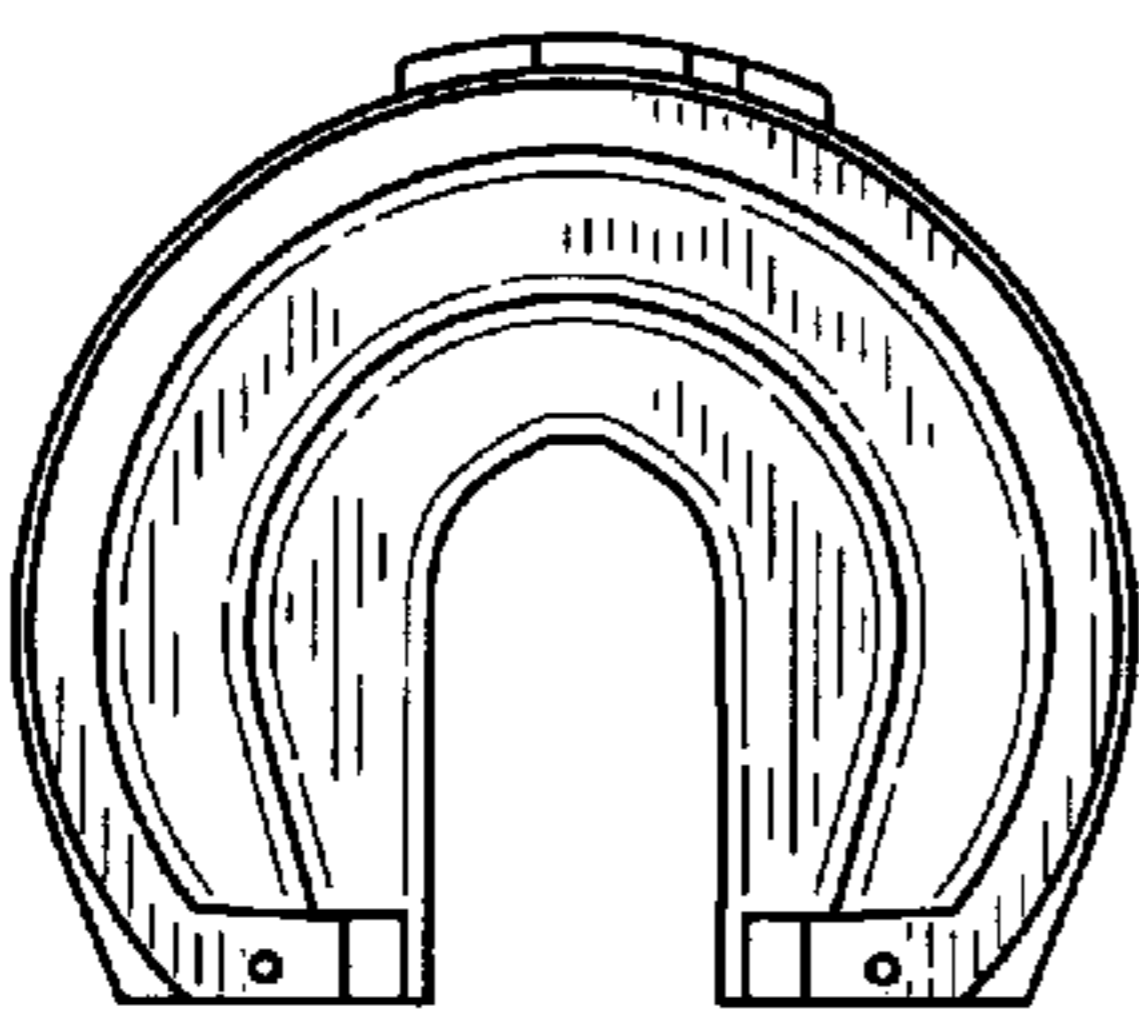


FIG-5

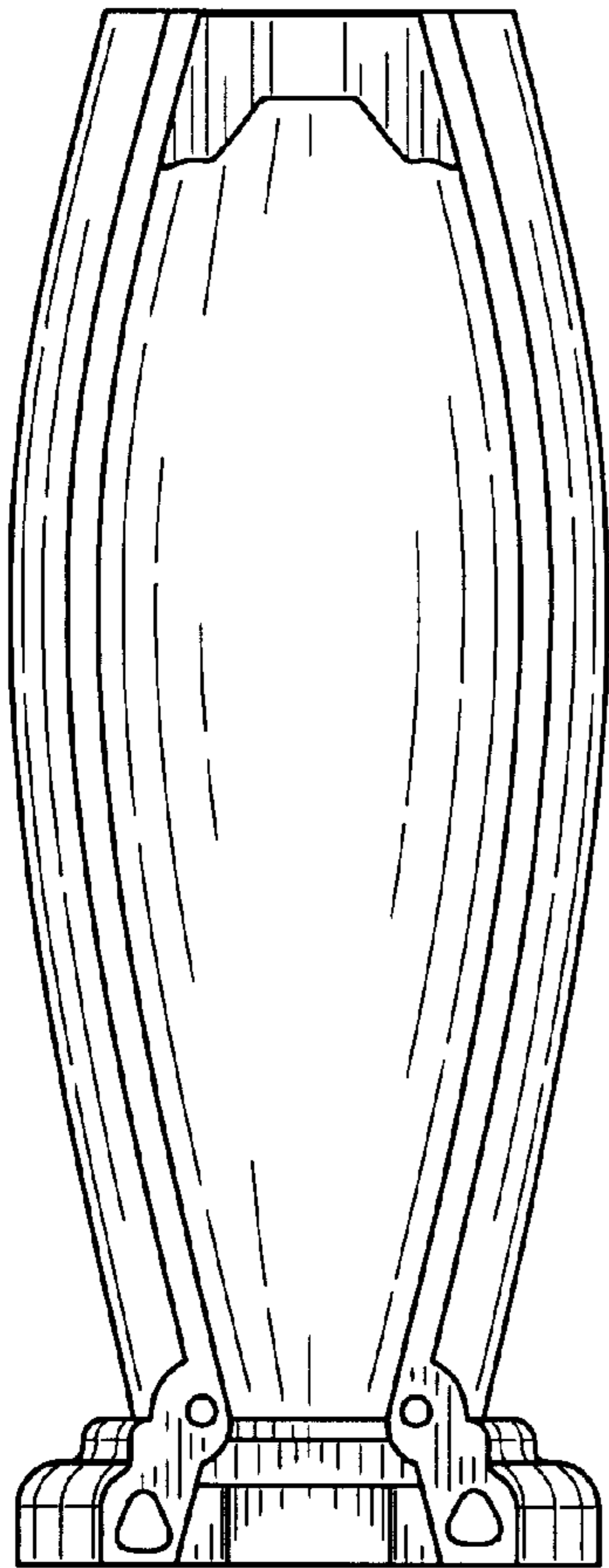


FIG-6




FIG-7