



US00D469155S

(12) **United States Design Patent**
Bill

(10) **Patent No.:** **US D469,155 S**

(45) **Date of Patent:** **** Jan. 21, 2003**

(54) **FISHING BOBBER**

D401,997 S * 12/1998 Lee D22/145

D442,256 S * 5/2001 Haney D22/146

D458,663 S * 6/2002 De Frisco D22/146

(75) Inventor: **John K. Bill**, North Port, FL (US)

(73) Assignee: **Keljon Bobber Co., Inc.**, North Port, FL (US)

* cited by examiner

(**) Term: **14 Years**

Primary Examiner—Catherine R. Oliver

(74) *Attorney, Agent, or Firm*—Gifford, Krass, Groh, Sprinkle, Anderson & Citkowski, P.C.

(21) Appl. No.: **29/162,061**

(57) **CLAIM**

(22) Filed: **Jun. 7, 2002**

The ornamental design for a fishing bobber, as shown and described.

(51) **LOC (7) Cl.** **22-05**

(52) **U.S. Cl.** **D22/146**

(58) **Field of Search** D22/146, 145, D22/144; 43/17, 43.14, 44.87, 44.88, 44.95

DESCRIPTION

FIG. 1 is a perspective view of the fishing bobber showing my new design;

FIG. 2 is a side elevation view with all elevations being identical;

FIG. 3 is a top plan view; and,

FIG. 4 is a bottom plan view.

(56) **References Cited**

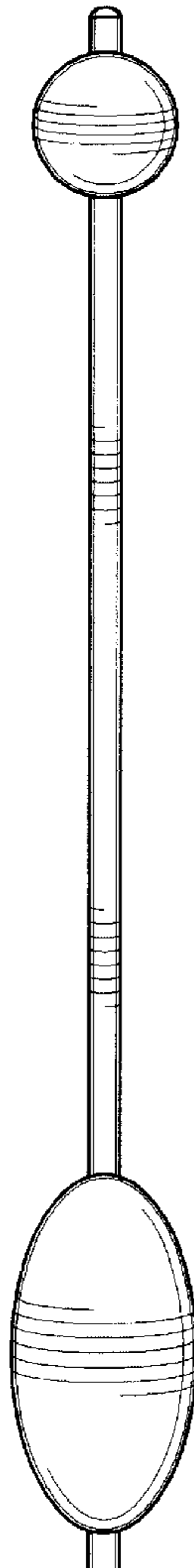
U.S. PATENT DOCUMENTS

2,163,483 A * 6/1939 Carlisle 43/44.95

3,323,247 A * 6/1967 Murray 43/17

3,750,324 A * 8/1973 Verheij 43/44.88

1 Claim, 1 Drawing Sheet



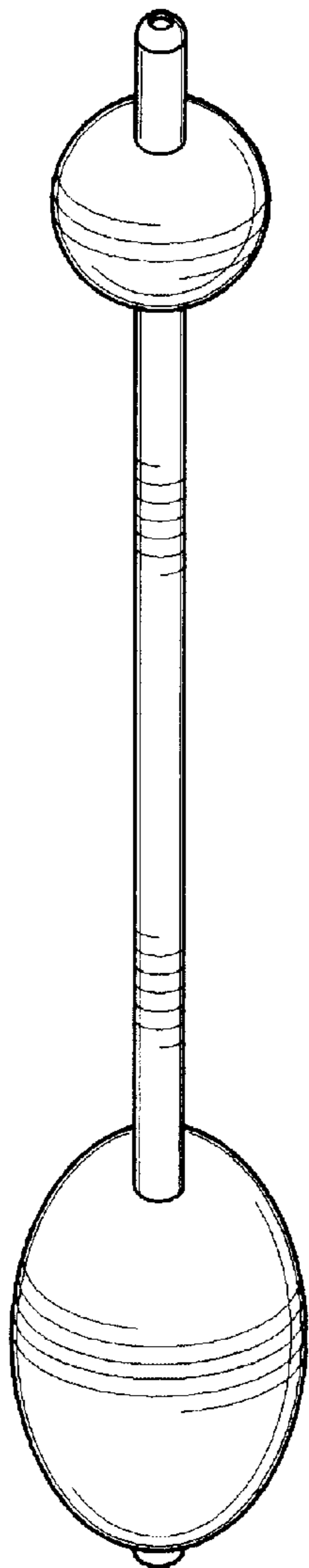


Fig-1

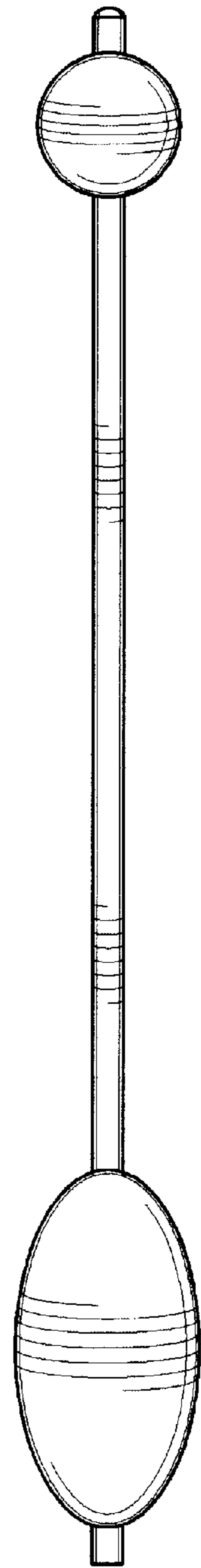


Fig-2

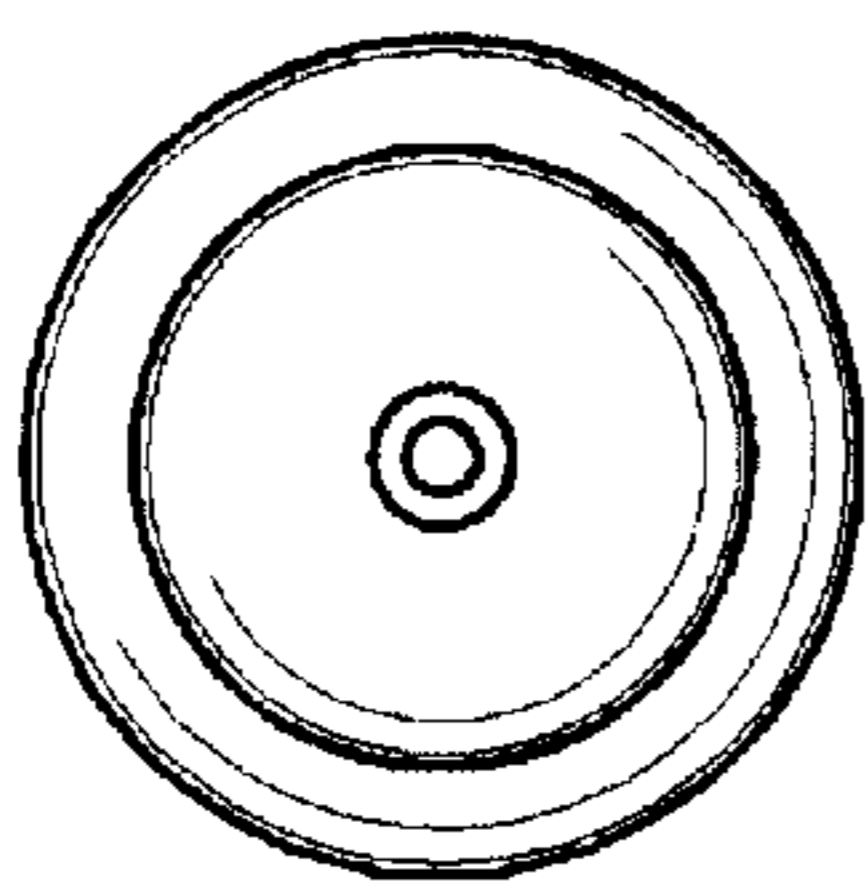


Fig-3

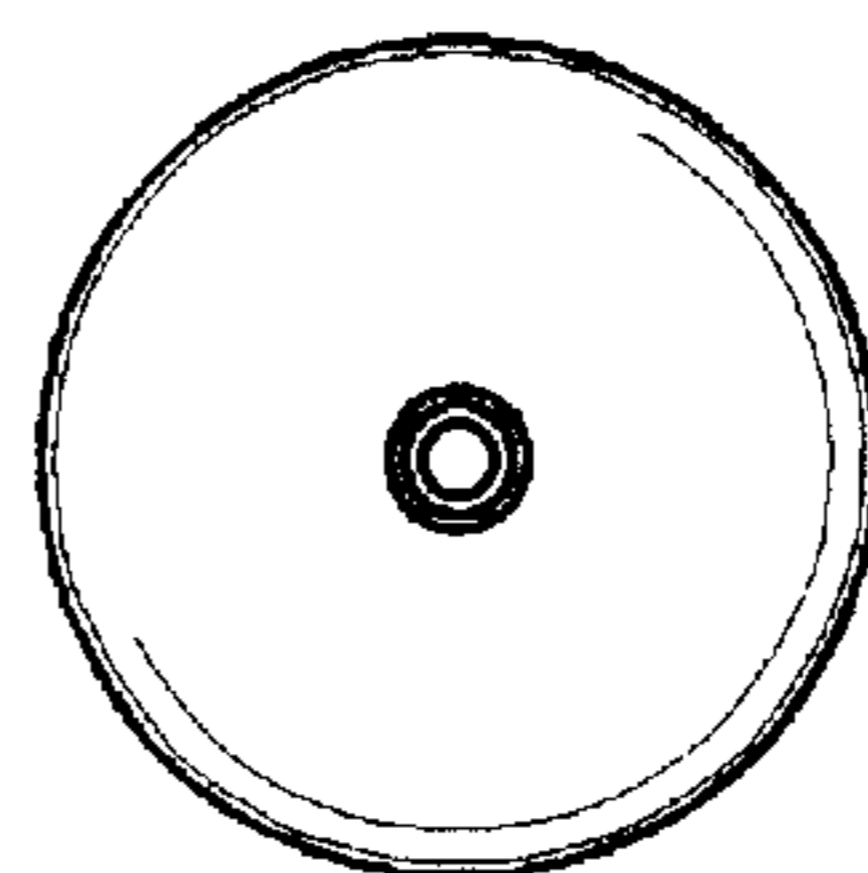


Fig-4