



US00D469154S

(12) **United States Design Patent**
French

(10) **Patent No.:** **US D469,154 S**

(45) **Date of Patent:** **** Jan. 21, 2003**

(54) **NETSTICK**

D381,781 S * 7/1997 Clay D22/135 X
D391,620 S * 3/1998 Lucas et al. D22/135

(76) **Inventor:** **Stephen M. French**, 5448 SE. Reef
Way, Stuart, FL (US) 34997

OTHER PUBLICATIONS

(**) **Term:** **14 Years**

Dotline 1996–1997 Marine and Tackle Catalog p. 9.*

(21) **Appl. No.:** **29/124,366**

* cited by examiner

(22) **Filed:** **Jun. 5, 2000**

Primary Examiner—Catherine R. Oliver
(74) *Attorney, Agent, or Firm*—McHale & Slavin, P.A.

(51) **LOC (7) Cl.** **22-05**

(52) **U.S. Cl.** **D22/135**

(58) **Field of Search** D22/134–136;
43/7–12; D21/729; D32/35; 177/149, 233,
245

(57) **CLAIM**

The ornamental design for a netstick, as shown and described.

DESCRIPTION

(56) **References Cited**

U.S. PATENT DOCUMENTS

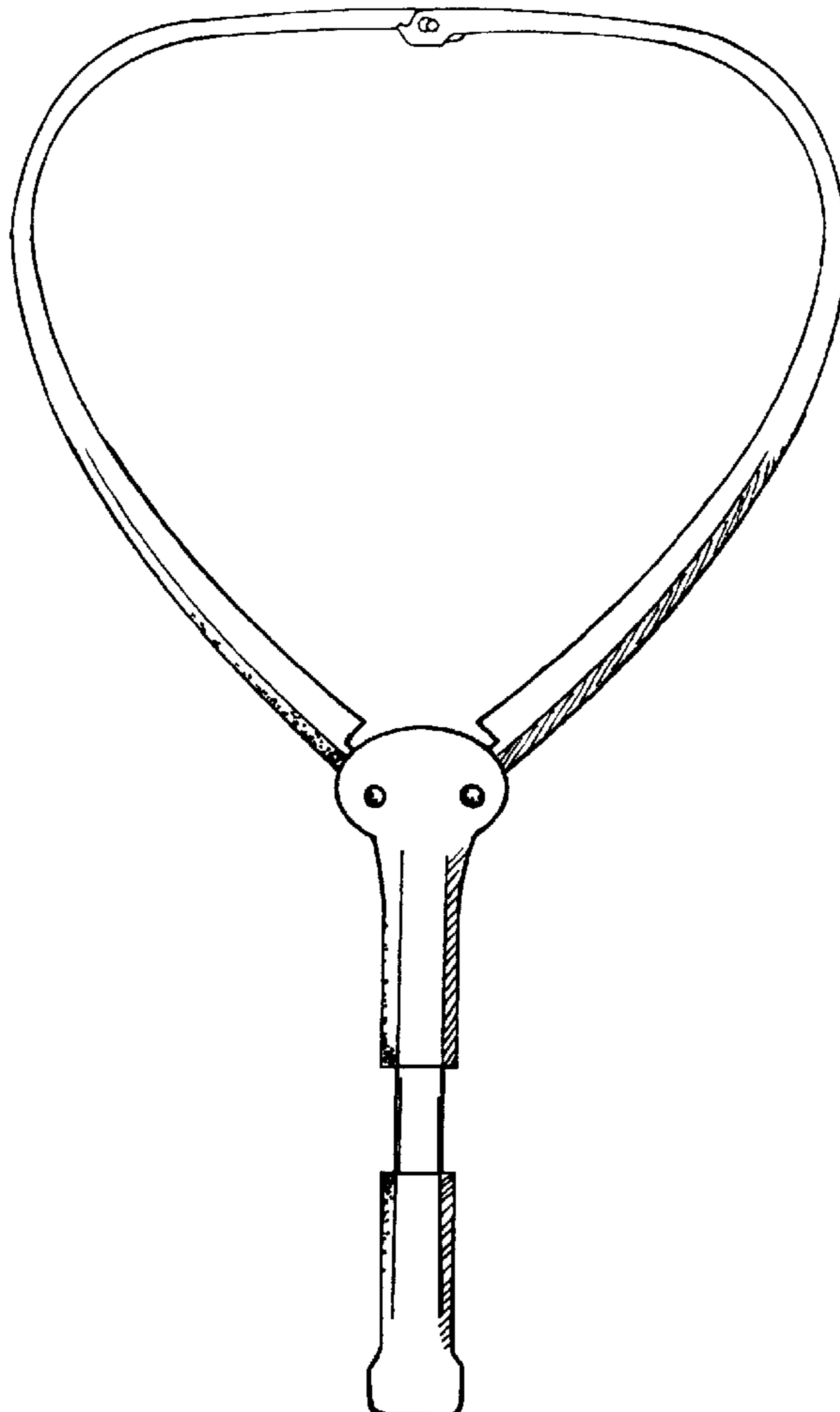
D162,827 S	*	4/1951	Harvey	D22/135
4,765,420 A	*	8/1988	Mengo	177/149
4,815,227 A	*	3/1989	Flanders	43/11
D319,681 S	*	9/1991	Mengo	D22/135
D344,569 S	*	2/1994	Stewart	D22/135
D372,511 S	*	8/1996	Bernardino	D21/729

FIG. 1 is a front view of the netstick showing my new design in a closed position, with the rear view being identical to the front view;

FIG. 2 is right side view thereof, with the left side view being identical; and,

FIG. 3 is a front view of the netstick in an opened position.

1 Claim, 3 Drawing Sheets



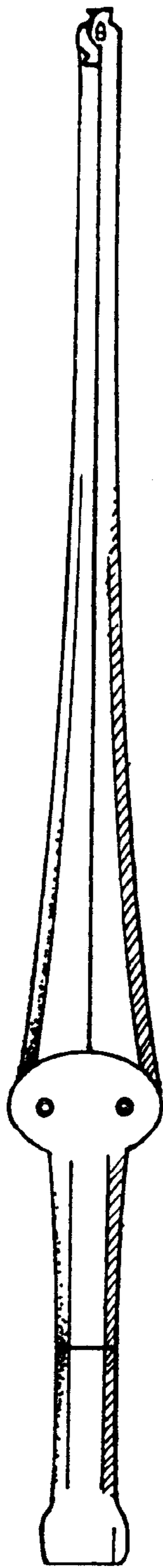


FIG. 1

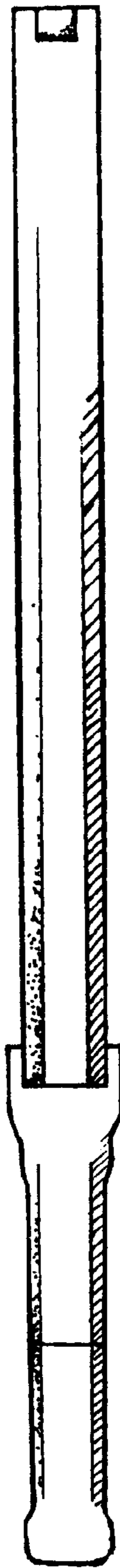


FIG. 2

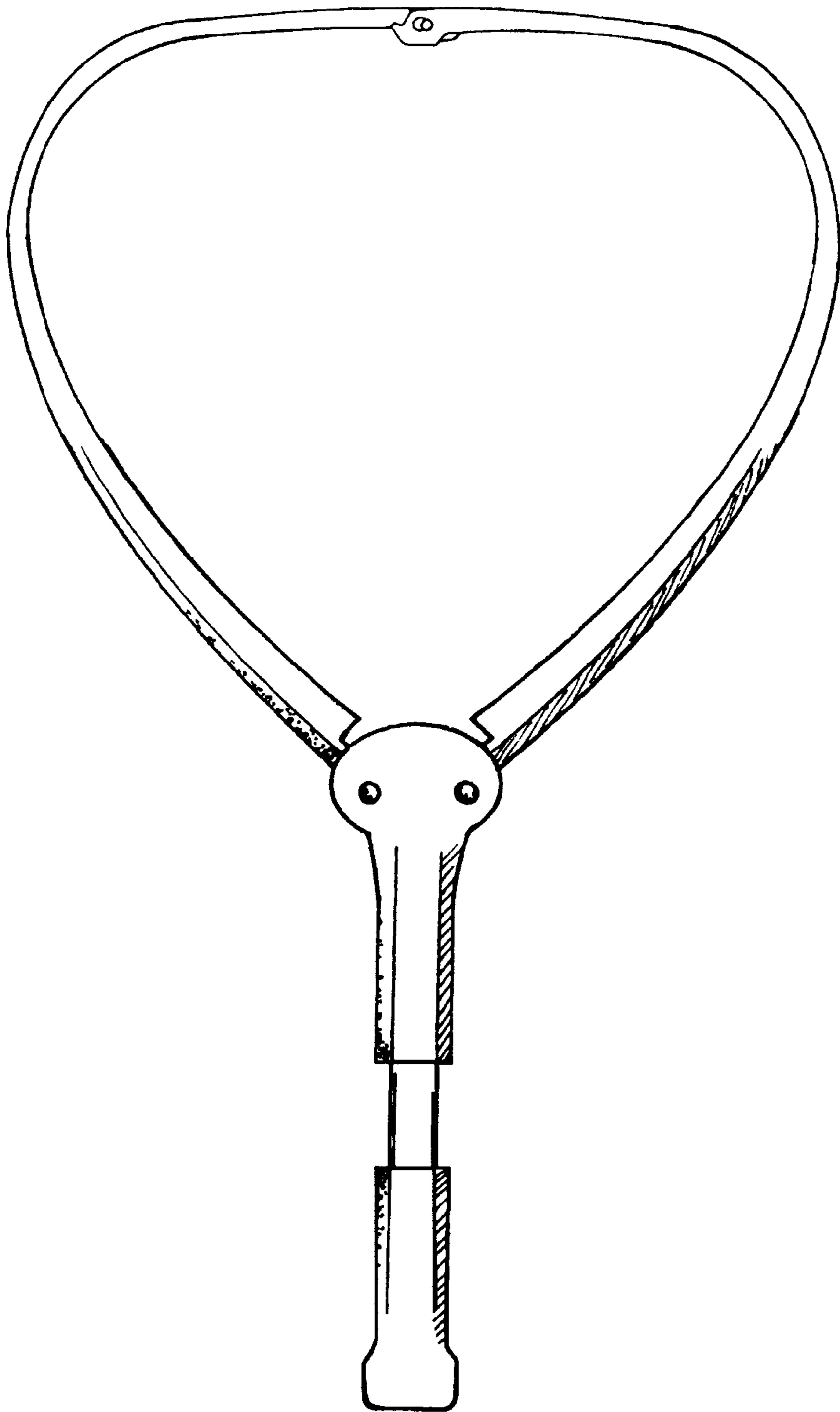


FIG. 3