



US00D469139S

(12) **United States Design Patent**
Sheets et al.

(10) **Patent No.:** **US D469,139 S**

(45) **Date of Patent:** **** Jan. 21, 2003**

(54) **GOLF CLUB HEAD**

(75) **Inventors:** **Jeffrey D. Sheets**, Aurora, IL (US);
Carl E. Scheie, Gold Canyon, AZ
(US); **Douglas J. Thiel**, Streamwood,
IL (US)

(73) **Assignee:** **Wilson Sporting Goods Co.**, Chicago,
IL (US)

(**) **Term:** **14 Years**

(21) **Appl. No.:** **29/151,125**

(22) **Filed:** **Dec. 5, 2001**

(51) **LOC (7) Cl.** **21-02**

(52) **U.S. Cl.** **D21/759**

(58) **Field of Search** D21/733, 752,
D21/753, 759; 473/324, 327, 328, 345,
346

(56) **References Cited**

U.S. PATENT DOCUMENTS

4,214,754 A	7/1980	Zebelean	273/167
5,013,041 A	5/1991	Sun et al.	273/164
D318,892 S	* 8/1991	Antonious	D21/733
5,050,879 A	9/1991	Sun et al.	273/80
5,271,620 A	12/1993	Moriguchi et al.	273/167
5,306,450 A	4/1994	Okumoto et al.	264/45.1
5,398,935 A	3/1995	Katayama	273/167
D358,438 S	5/1995	Moore	D21/219
5,465,970 A	11/1995	Adams et al.	273/169
5,482,280 A	* 1/1996	Yamawaki	473/345
D369,392 S	4/1996	Adams et al.	D21/214
5,516,107 A	5/1996	Okumoto et al.	473/346
5,518,243 A	5/1996	Redman	473/334
D379,391 S	5/1997	Moore	D21/214

D384,120 S	* 9/1997	De La Cruz	D21/752
5,669,827 A	9/1997	Nagamoto	473/345
5,709,617 A	1/1998	Nishimura	473/330
5,779,565 A	7/1998	Adams	473/328
5,785,609 A	7/1998	Sheets et al.	473/327
5,797,807 A	8/1998	Moore	473/345
D397,748 S	9/1998	Moore	D21/214
D398,682 S	9/1998	Moore	D21/214
5,807,188 A	9/1998	Serrano et al.	473/338
D402,339 S	12/1998	Sheets et al.	D21/733
D402,340 S	12/1998	Sheets et al.	D21/733
6,048,278 A	4/2000	Meyer et al.	473/345
6,074,310 A	6/2000	Ota	473/345
D430,244 S	* 8/2000	Besnard et al.	D21/733
6,231,455 B1	5/2001	Chang	473/314
6,238,300 B1	5/2001	Igarashi	473/324

* cited by examiner

Primary Examiner—Mitchell Siegel

(74) *Attorney, Agent, or Firm*—Terence P. O'Brien

(57) **CLAIM**

We claim the ornamental design for a golf club head, as shown and described.

DESCRIPTION

FIG. 1 is a side view of a golf club head of the present new design.

FIG. 2 is a bottom view of the golf club head of FIG. 1.

FIG. 3 is a rear view of the golf club head of FIG. 1; and, FIG. 4 is a top view of the golf club head of FIG. 1.

The ornamental design that is claimed is shown in solid lines in the drawings. The broken (dashed) lines shown in FIGS. 1 through 4 are included for the purpose of illustrating break lines and environmental elements only, and form no part of the claimed design.

1 Claim, 4 Drawing Sheets

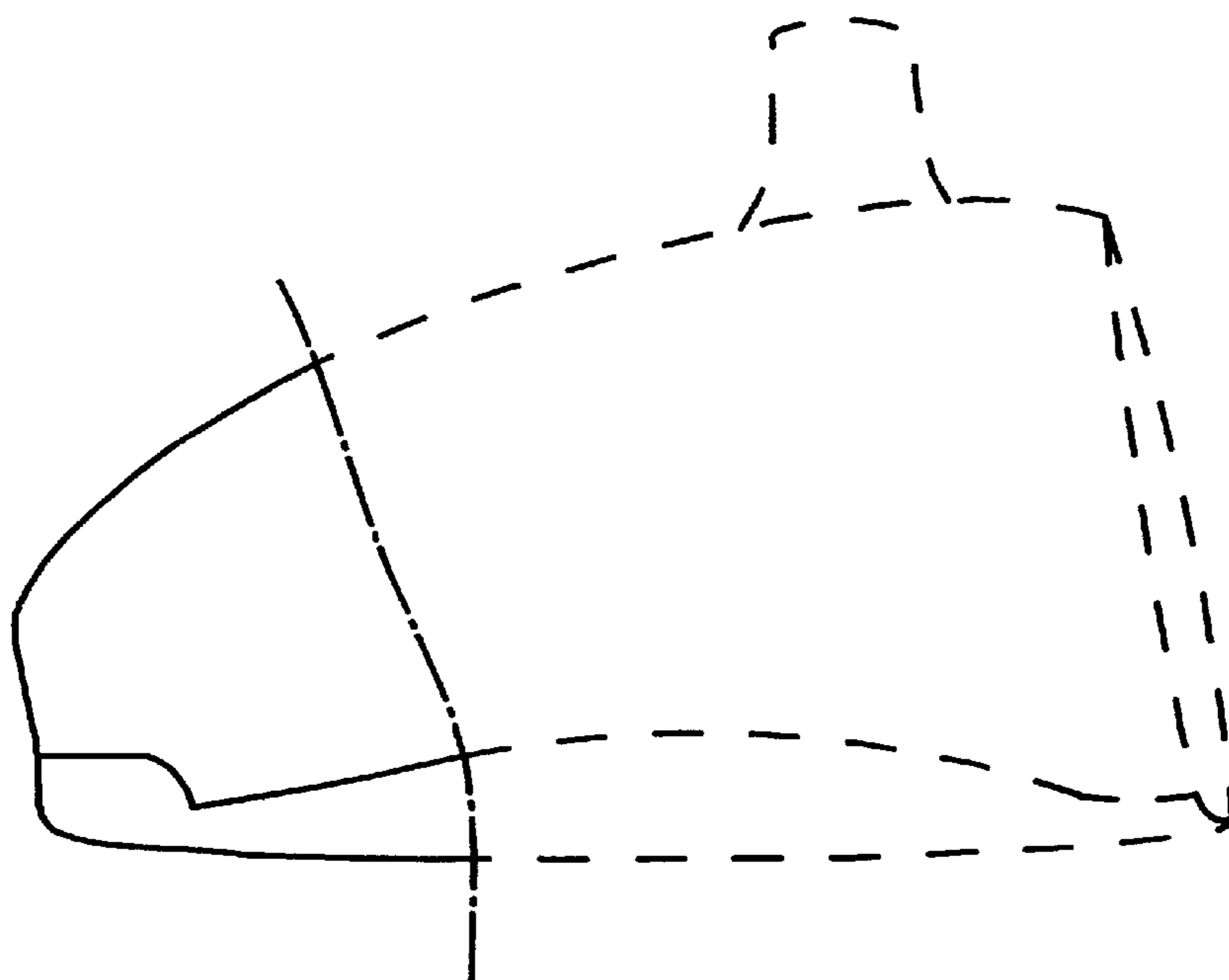


FIG.1

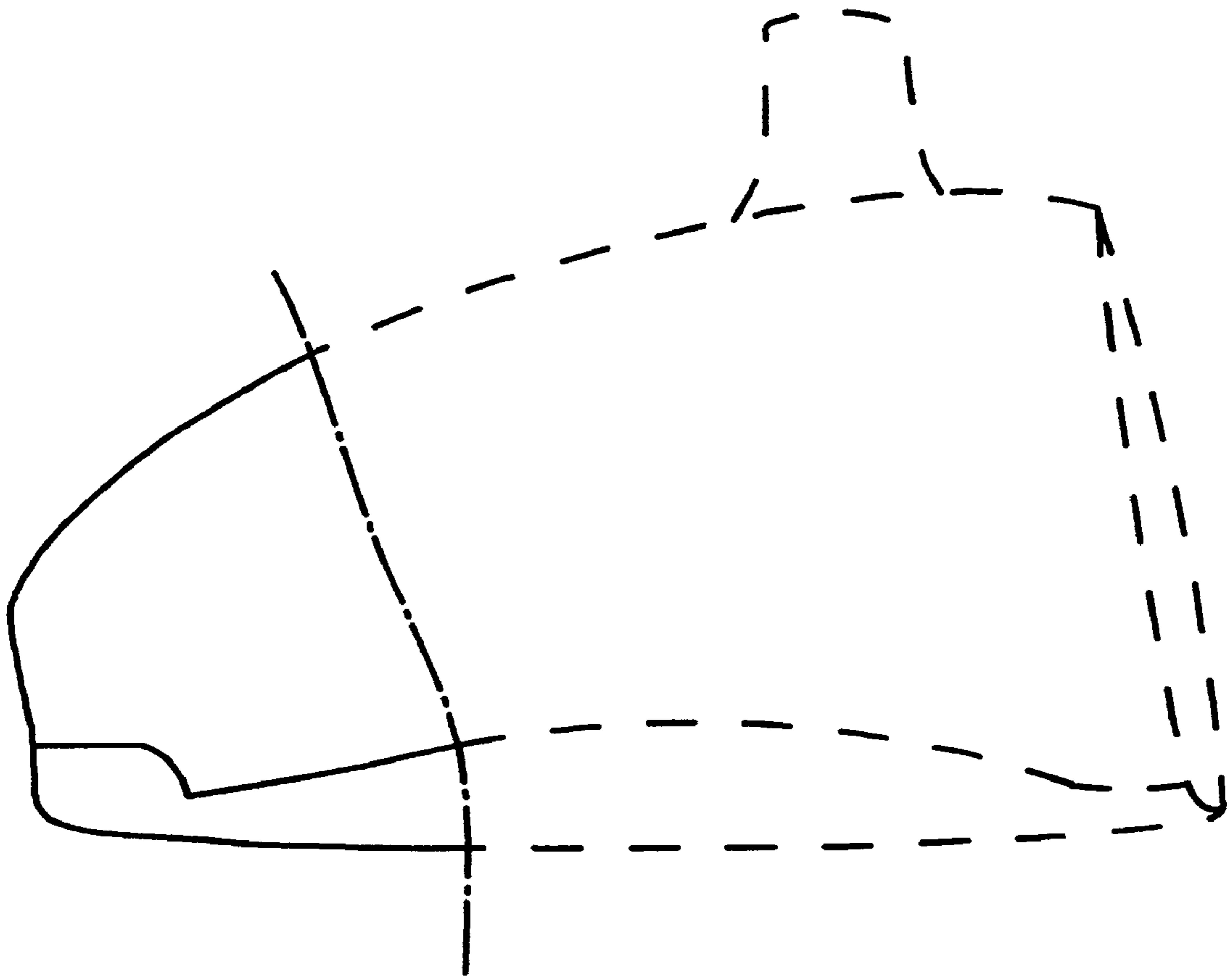


FIG.2

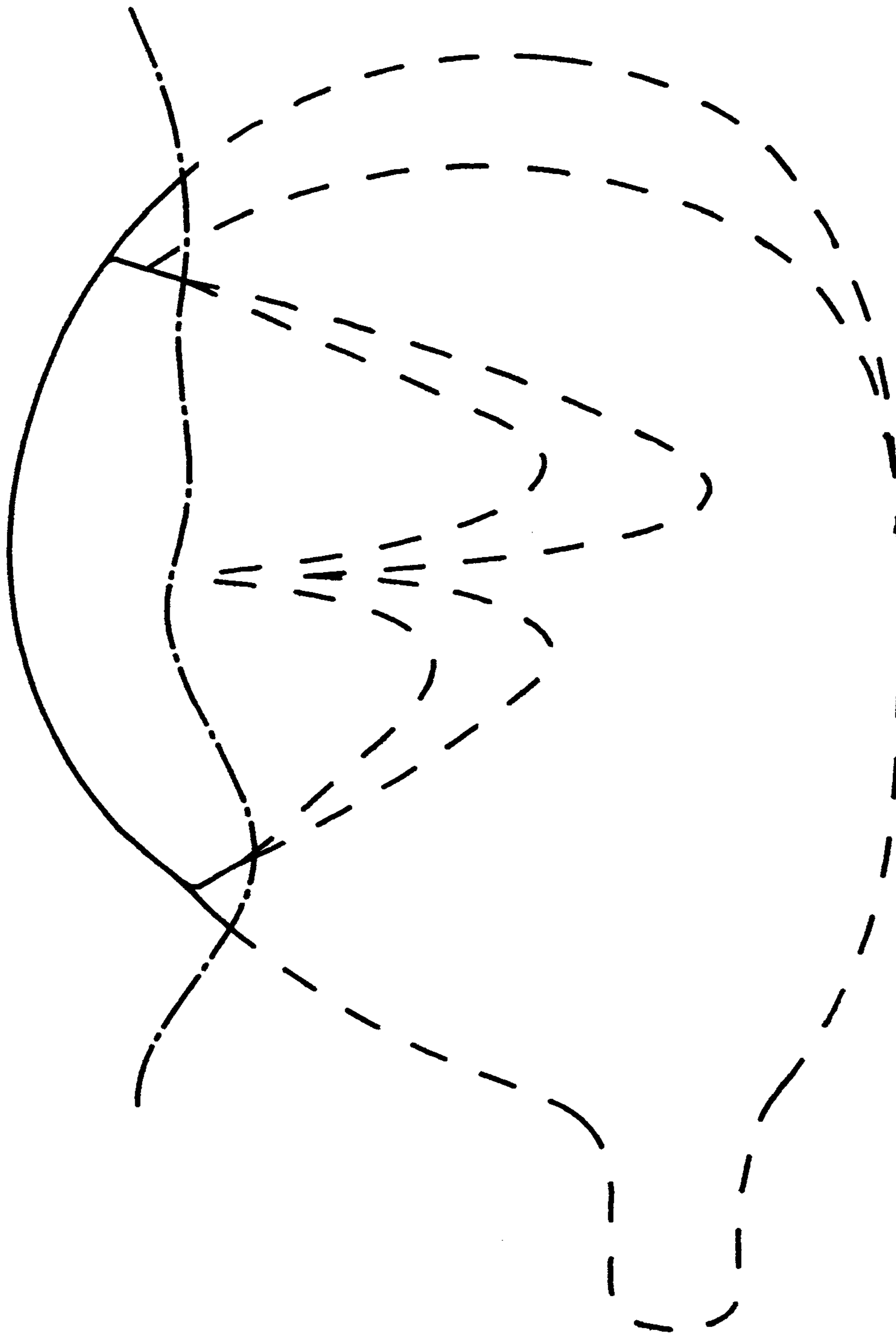


FIG.3

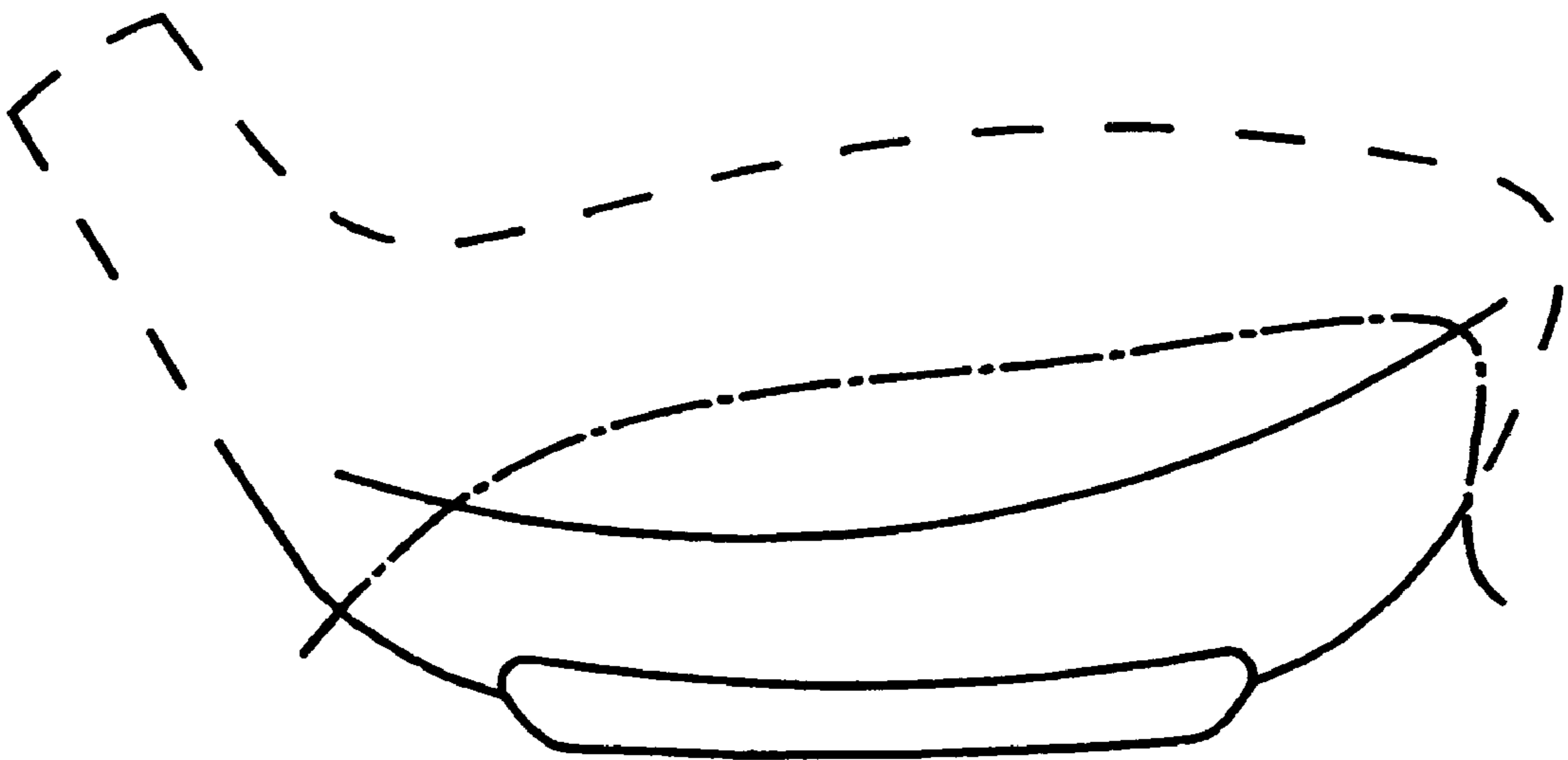


FIG.4

