



US00D469138S

(12) **United States Design Patent**
Huang

(10) **Patent No.:** **US D469,138 S**

(45) **Date of Patent:** **** Jan. 21, 2003**

(54) **SPIRAL-WRAP GOLF CLUB GRIP**

D383,822 S * 9/1997 Boone et al. D21/756

(76) Inventor: **Ben Huang**, 19472 Woodlands La.,
Huntington Beach, CA (US) 92648

* cited by examiner

(**) Term: **14 Years**

Primary Examiner—Mitchell Siegel

(74) *Attorney, Agent, or Firm*—Fulwider Patton Lee &
Utecht

(21) Appl. No.: **29/161,457**

(57) **CLAIM**

(22) Filed: **May 29, 2002**

The ornamental design for a spiral-wrap golf club grip,
substantially as shown and described.

(51) **LOC (7) Cl.** **21-02**

(52) **U.S. Cl.** **D21/756**

(58) **Field of Search** D21/756; 473/300–303

DESCRIPTION

(56) **References Cited**

FIG. 1 is a side elevational view of a spiral-wrap golf club grip showing my new design, the view of the opposite side of said grip being similar to the side shown in FIG. 1;
FIG. 2 is a top plan view of said grip;
FIG. 3 is a bottom view of said grip; and,
FIG. 4 is an enlarged view of the encircled area designated 4 in FIG. 1.

U.S. PATENT DOCUMENTS

D173,110 S	*	9/1954	Karns	D21/756
3,140,873 A	*	7/1964	Goodwin	473/302
D258,750 S	*	3/1981	Hallaman et al.	D21/756
D363,963 S	*	11/1995	Boone et al.	D21/756
D371,818 S	*	7/1996	Stolz	D21/756

1 Claim, 2 Drawing Sheets

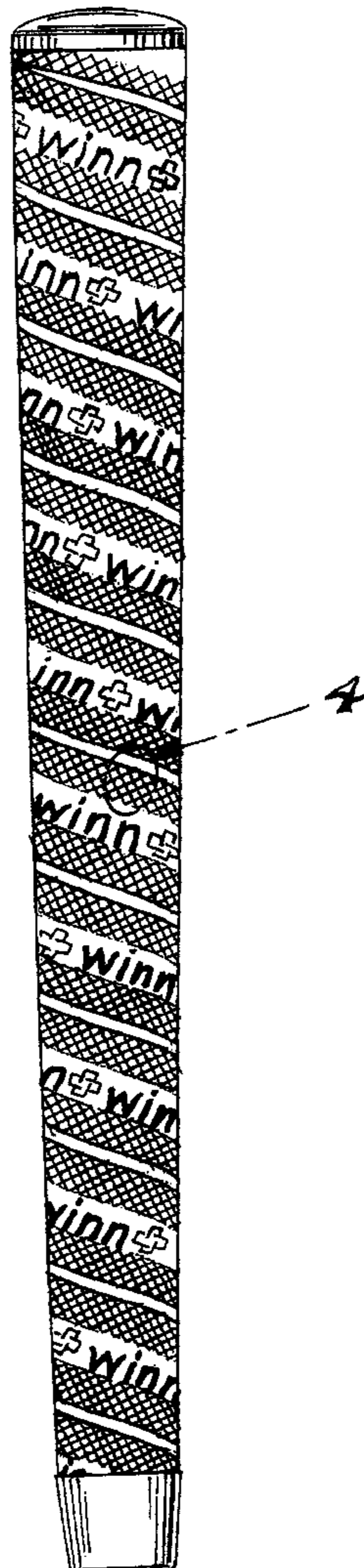


FIG. 1





FIG. 2

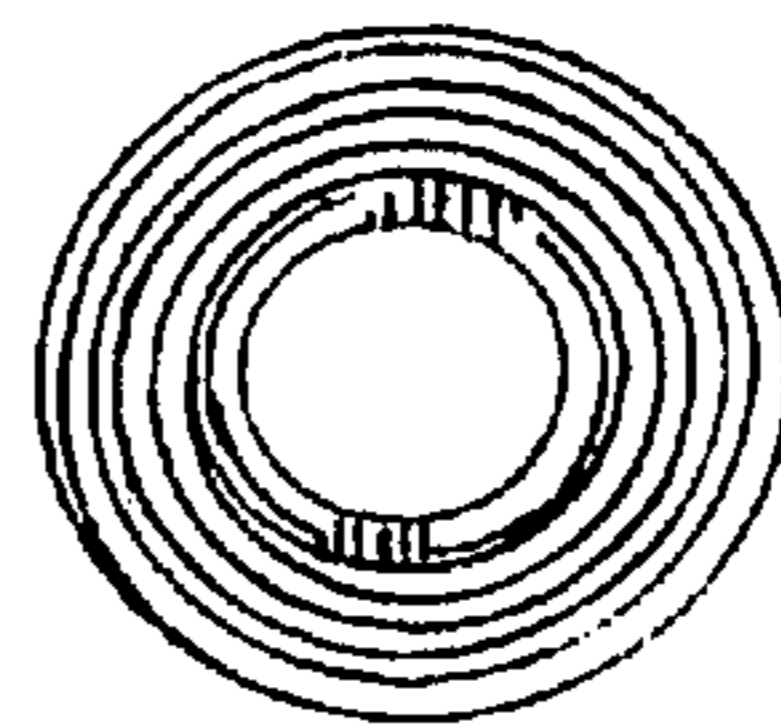


FIG. 3

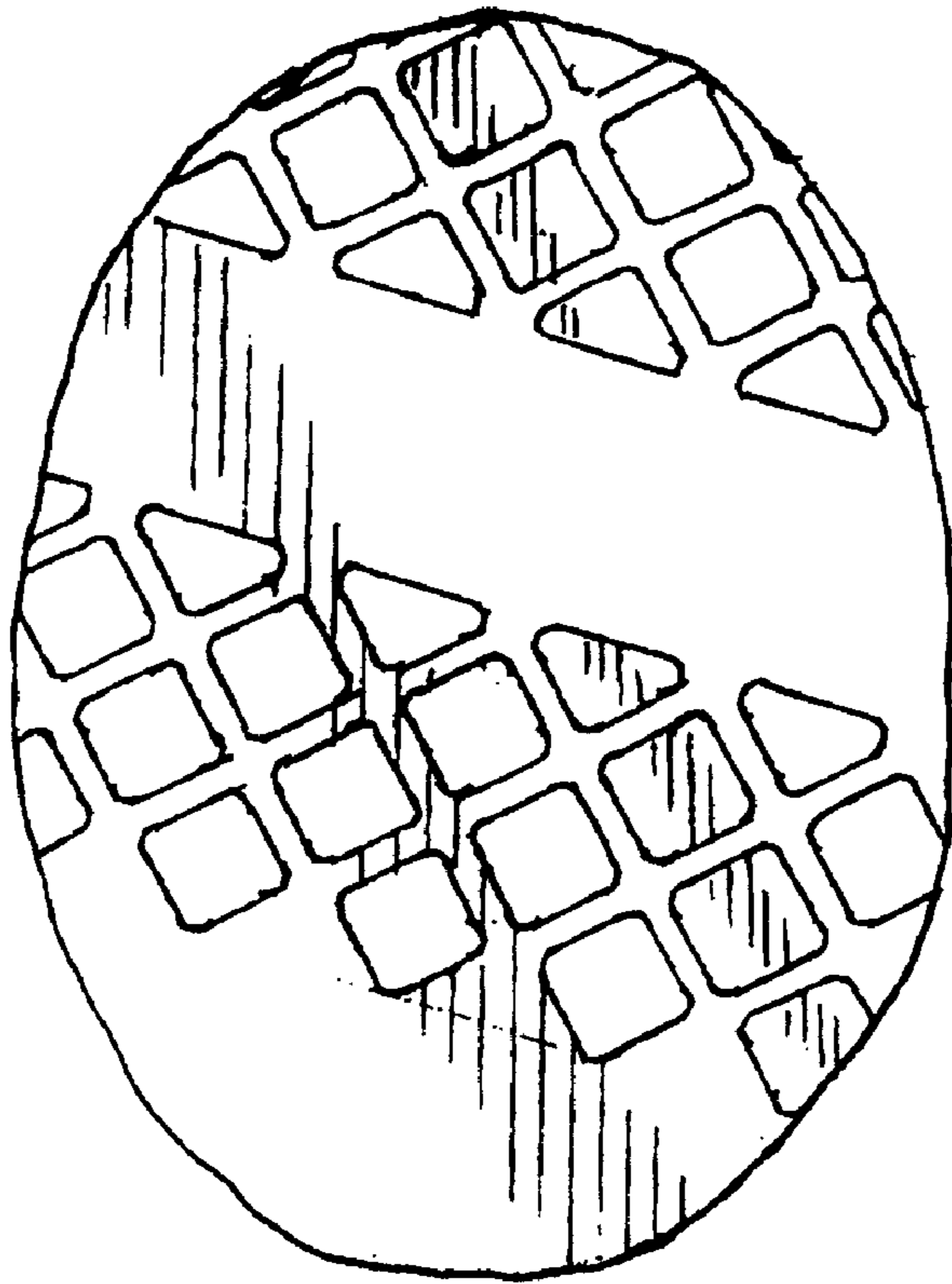


FIG. 4