



US00D469075S

(12) **United States Design Patent**  
**Chan**

(10) **Patent No.:** **US D469,075 S**

(45) **Date of Patent:** **\*\* Jan. 21, 2003**

(54) **TELEPHONE HANDSET AND BASE**

(75) **Inventor:** **Joseph Chan, Sai Kung (HK)**

(73) **Assignee:** **Vtech Communications, Ltd., Tai po (HK)**

(\*\*) **Term:** **14 Years**

(21) **Appl. No.:** **29/153,386**

(22) **Filed:** **Jan. 7, 2002**

**Related U.S. Application Data**

(62) Division of application No. 29/125,777, filed on Jun. 29, 2000, now Pat. No. Des. 460,059.

(51) **LOC (7) Cl.** ..... **14-03**

(52) **U.S. Cl.** ..... **D14/149; D14/148**

(58) **Field of Search** ..... **D14/137, 434, D14/138, 447, 148, 147, 149-151, 140-142, 240, 241, 251, 253, 248, 451, 218; 379/426, 449, 419, 420.01-420.04, 428.01-428.04, 440, 454, 455, 433.01-433.13, 446, 434; 455/550-575, 90; D13/107, 108; 320/110, 113, 114, 115; D3/218**

(56) **References Cited**

**U.S. PATENT DOCUMENTS**

3,644,873 A	*	2/1972	Dalton et al.	439/299
D272,064 S	*	1/1984	Coons et al.	D14/148
D301,456 S	*	6/1989	Siddoway	D13/107
4,979,205 A	*	12/1990	Haraguchi et al.	455/411
D327,060 S	*	6/1992	Wachob et al.	D14/138
D335,494 S	*	5/1993	Roegner	D14/138
D335,878 S	*	5/1993	Roegner	D14/138
D352,710 S	*	11/1994	Solomita et al.	D14/148
D355,911 S	*	2/1995	Nakayama	D14/148
D361,997 S	*	9/1995	Roegner	D14/138
D363,717 S	*	10/1995	Solomita	D14/149
5,479,486 A	*	12/1995	Saji	455/573
D368,892 S	*	4/1996	Tanaka	D13/108
D369,344 S	*	4/1996	Lindeman et al.	D13/108
D370,486 S	*	6/1996	Nuttall et al.	D14/248
D373,124 S	*	8/1996	Behar et al.	D14/148
D380,752 S	*	7/1997	Hanson	D14/144

D384,079 S	*	9/1997	Hung	D14/248
D385,558 S	*	10/1997	Liu	D14/148
D398,924 S	*	9/1998	Shindo	D14/138
D401,579 S	*	11/1998	Benjamin et al.	D14/149
D401,931 S	*	12/1998	Chan et al.	D14/147
D406,840 S	*	3/1999	Mavrakis et al.	D14/149
D407,685 S	*	4/1999	Lohrding et al.	D13/107
D408,405 S	*	4/1999	Chan	D14/147
D412,170 S	*	7/1999	Chan	D14/147
5,946,637 A	*	8/1999	Umbach et al.	455/573
D414,490 S	*	9/1999	Heinen et al.	D14/148
D416,017 S	*	11/1999	Gebhard et al.	D14/147
D421,006 S	*	2/2000	Shindo et al.	D14/147
D421,258 S	*	2/2000	Isonaga	D14/147
6,044,281 A	*	3/2000	Shirai	455/573
D422,556 S	*	4/2000	Okura et al.	D13/107
D426,808 S	*	6/2000	Hsiao	D13/107
D428,597 S	*	7/2000	Murata et al.	D13/108
6,130,521 A	*	10/2000	Collins et al.	320/115
D433,991 S	*	11/2000	Buchin et al.	D13/108
D436,576 S	*	1/2001	Herrmann et al.	D13/107
D440,546 S	*	4/2001	Isonaga	D14/147
D451,498 S	*	12/2001	Rossel	D14/218
D460,059 S	*	7/2002	Chan	D14/147
D460,446 S	*	7/2002	Hughes et al.	D14/253
6,438,229 B1	*	8/2002	Overy et al.	379/446

\* cited by examiner

*Primary Examiner*—Jeffrey Asch

(74) *Attorney, Agent, or Firm*—Greenberg Traurig, P.C.

(57) **CLAIM**

The ornamental designs for a telephone handset and base, as shown and described.

**DESCRIPTION**

FIG. 1 is a perspective view of the telephone handset and base, with the handset shown in its position in the cradle, when not in use;

FIG. 2 is a front elevation thereof;

FIG. 3 is a rear elevation thereof;

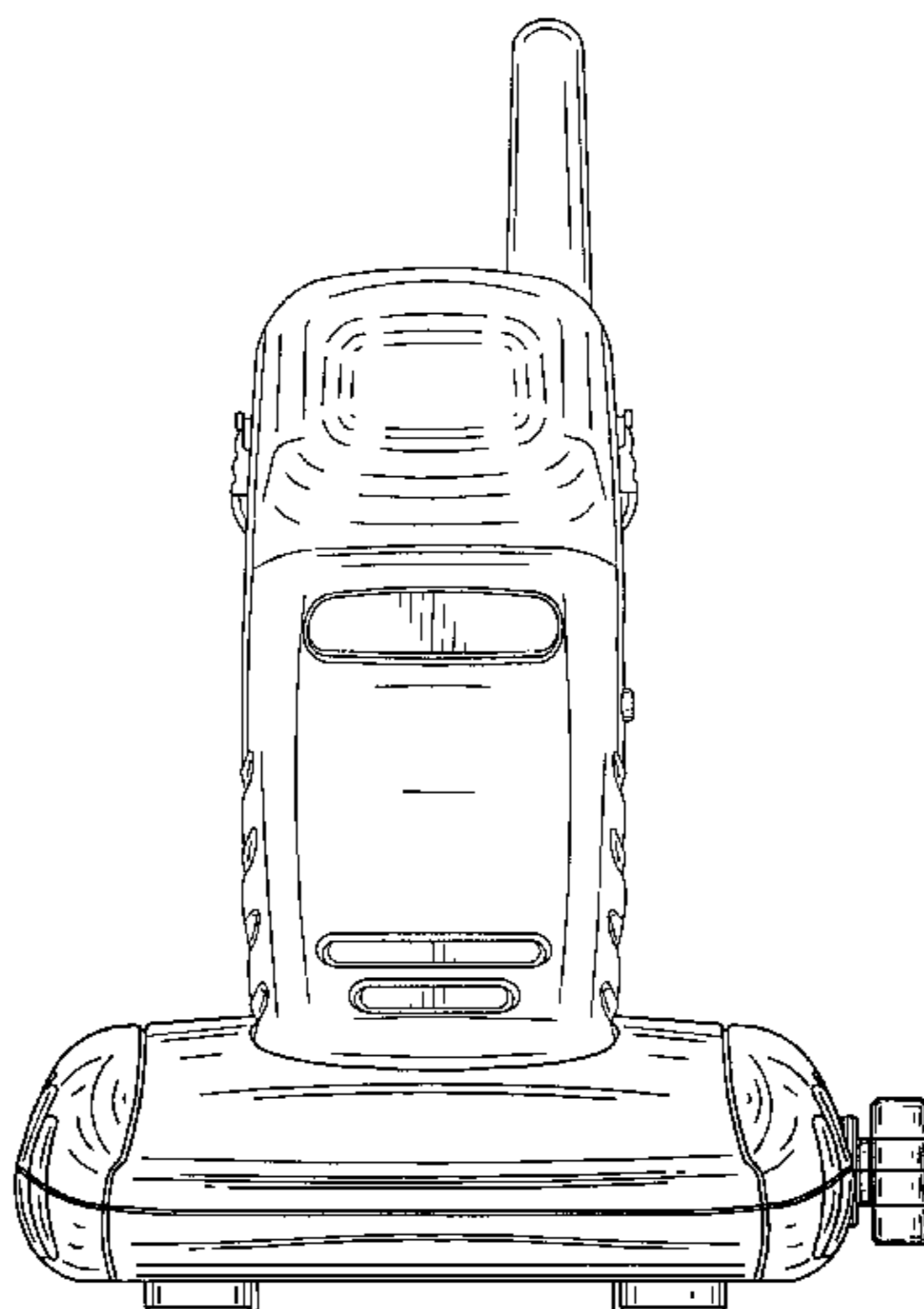
FIG. 4 is a top elevation thereof;

FIG. 5 is a bottom elevation thereof;

FIG. 6 is a left side elevation thereof; and,

FIG. 7 is a right side elevation thereof.

**1 Claim, 7 Drawing Sheets**



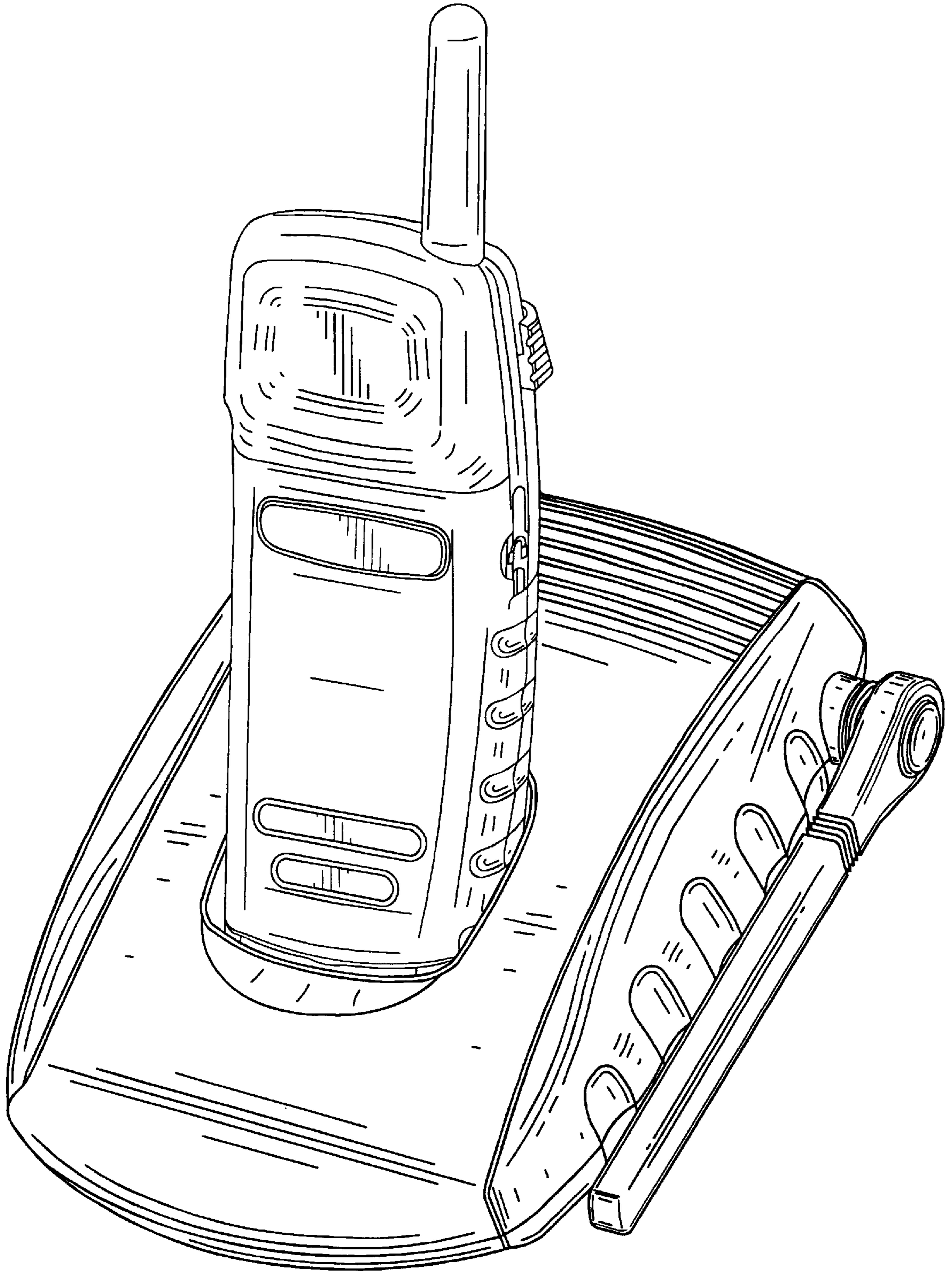


FIG. 1




FIG. 2

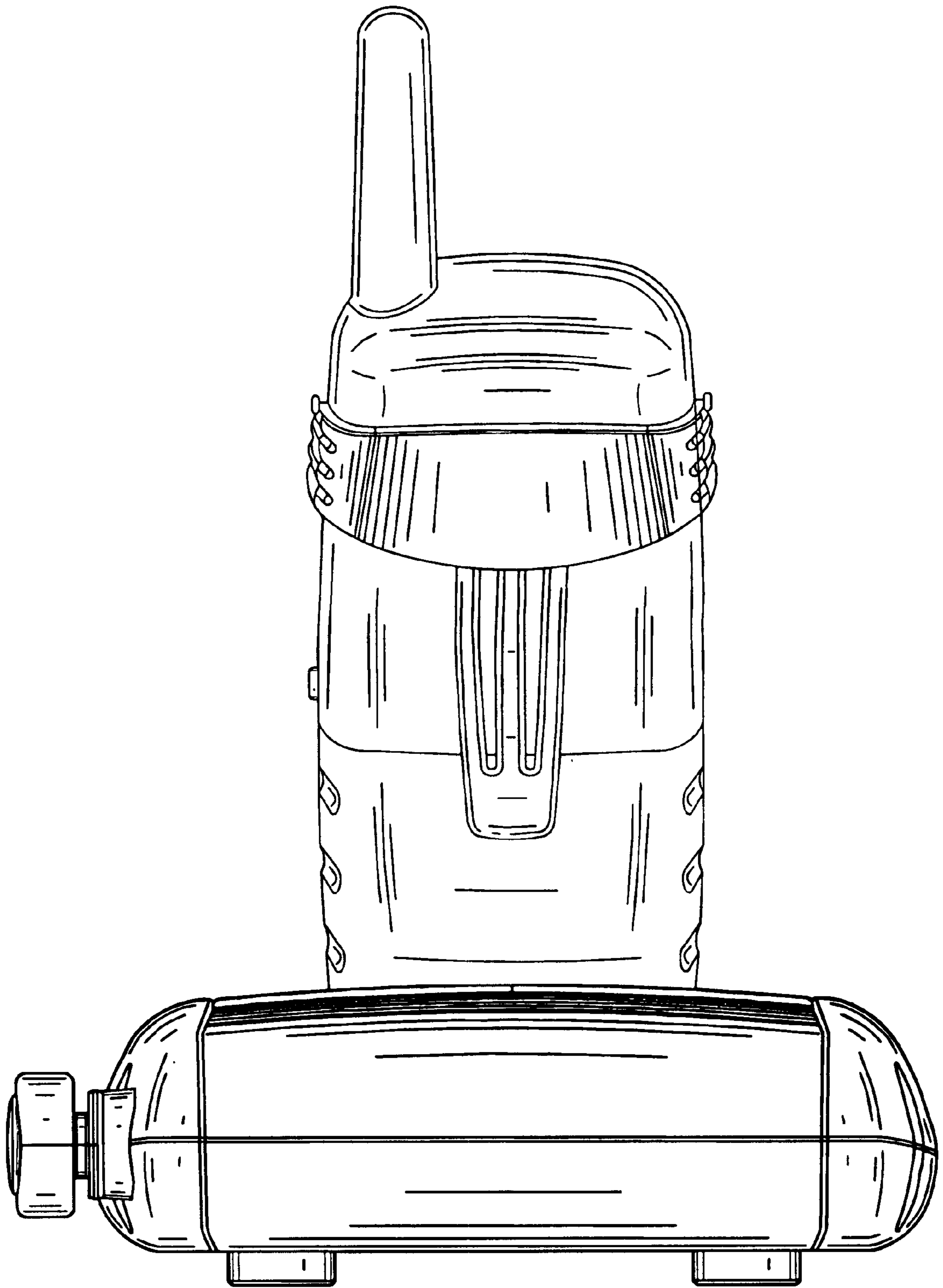


FIG. 3

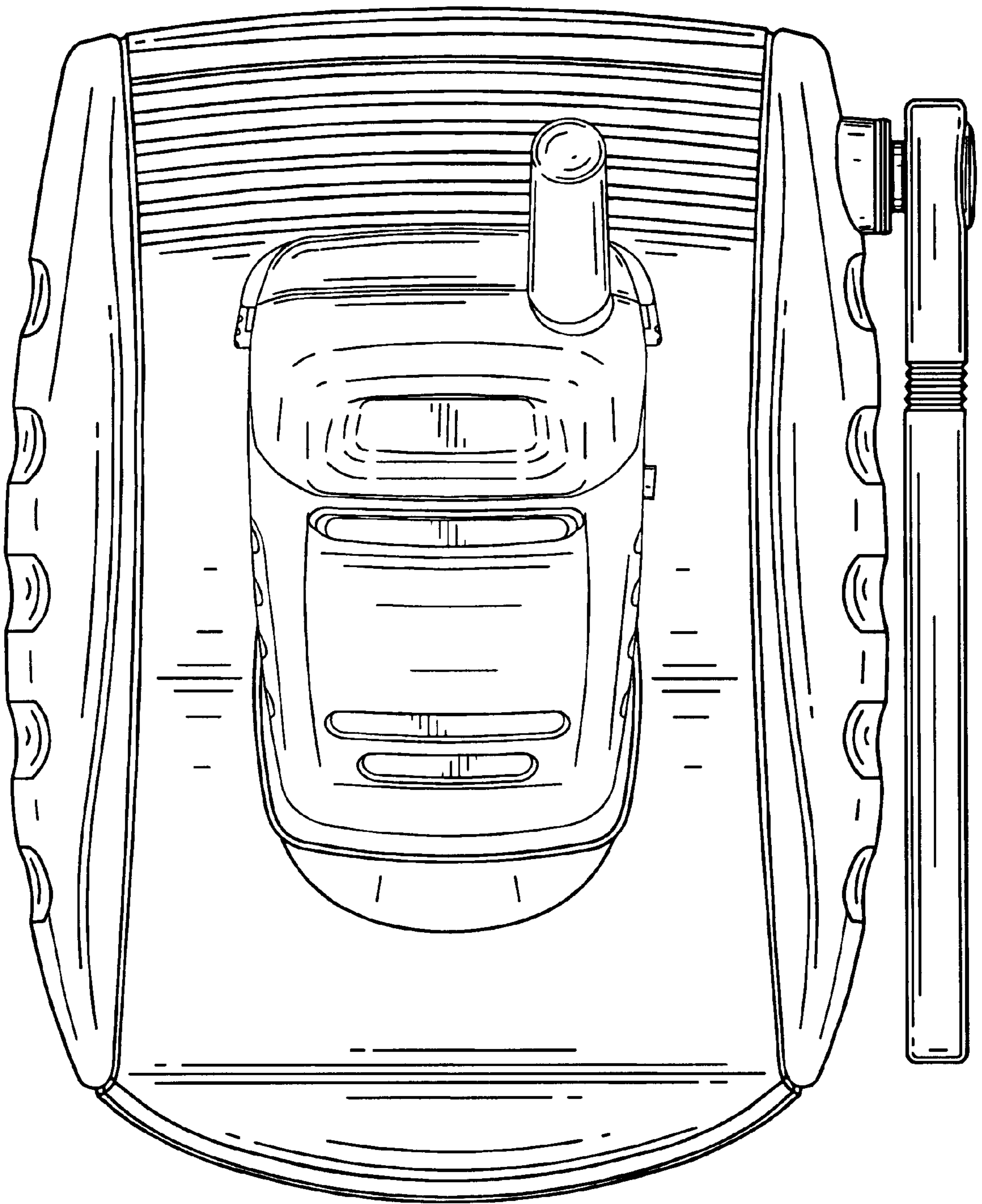


FIG. 4

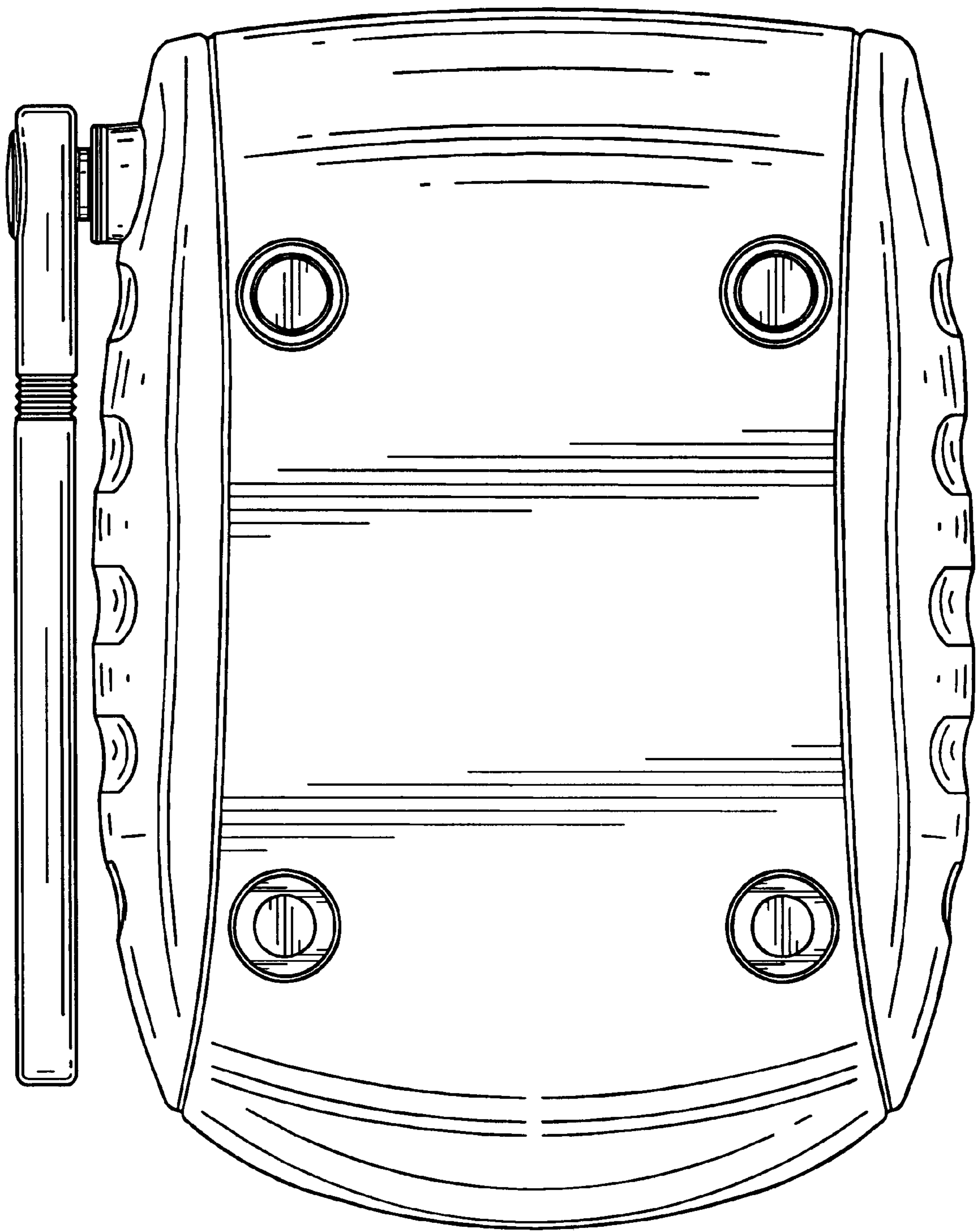


FIG. 5

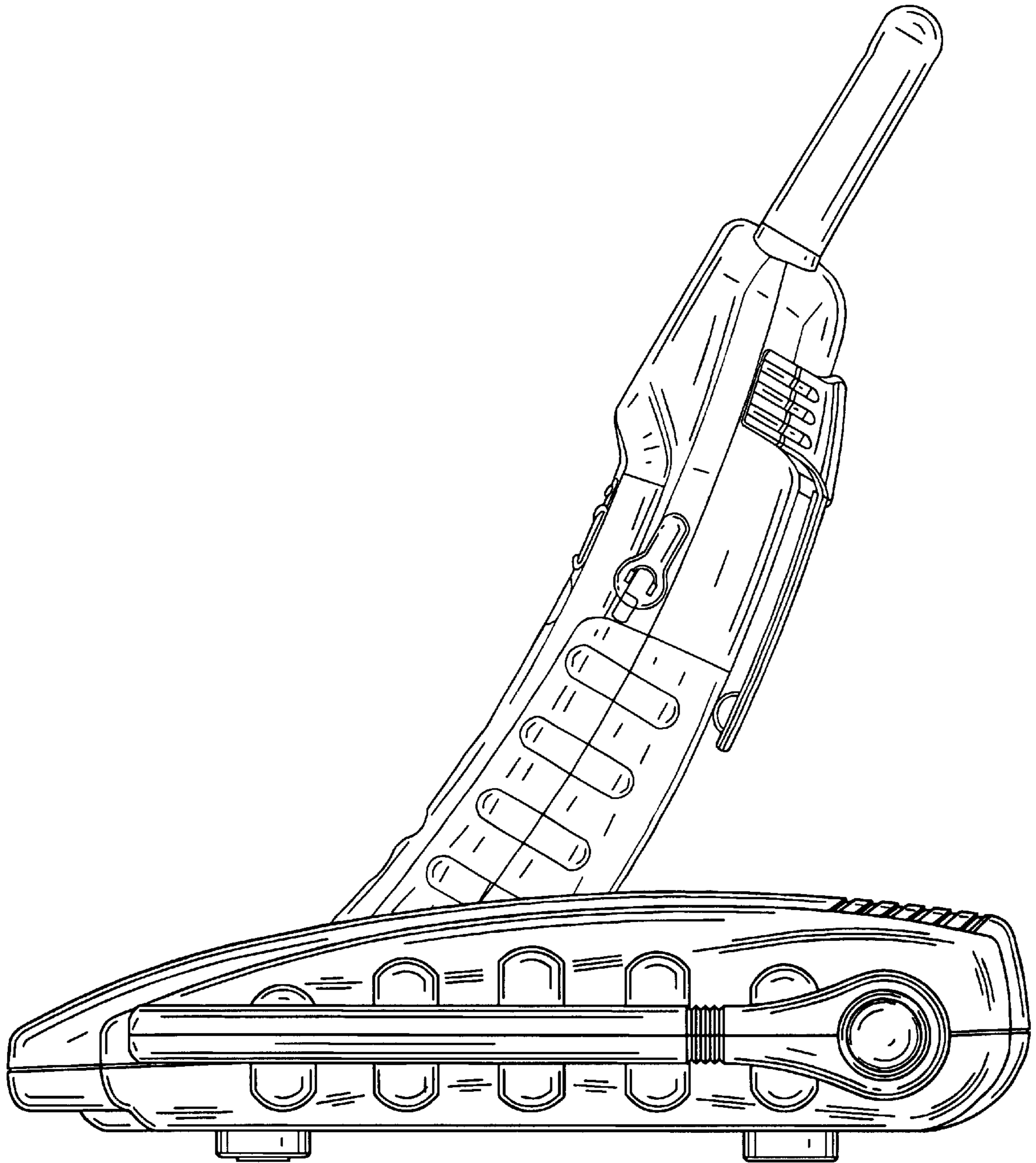


FIG. 6

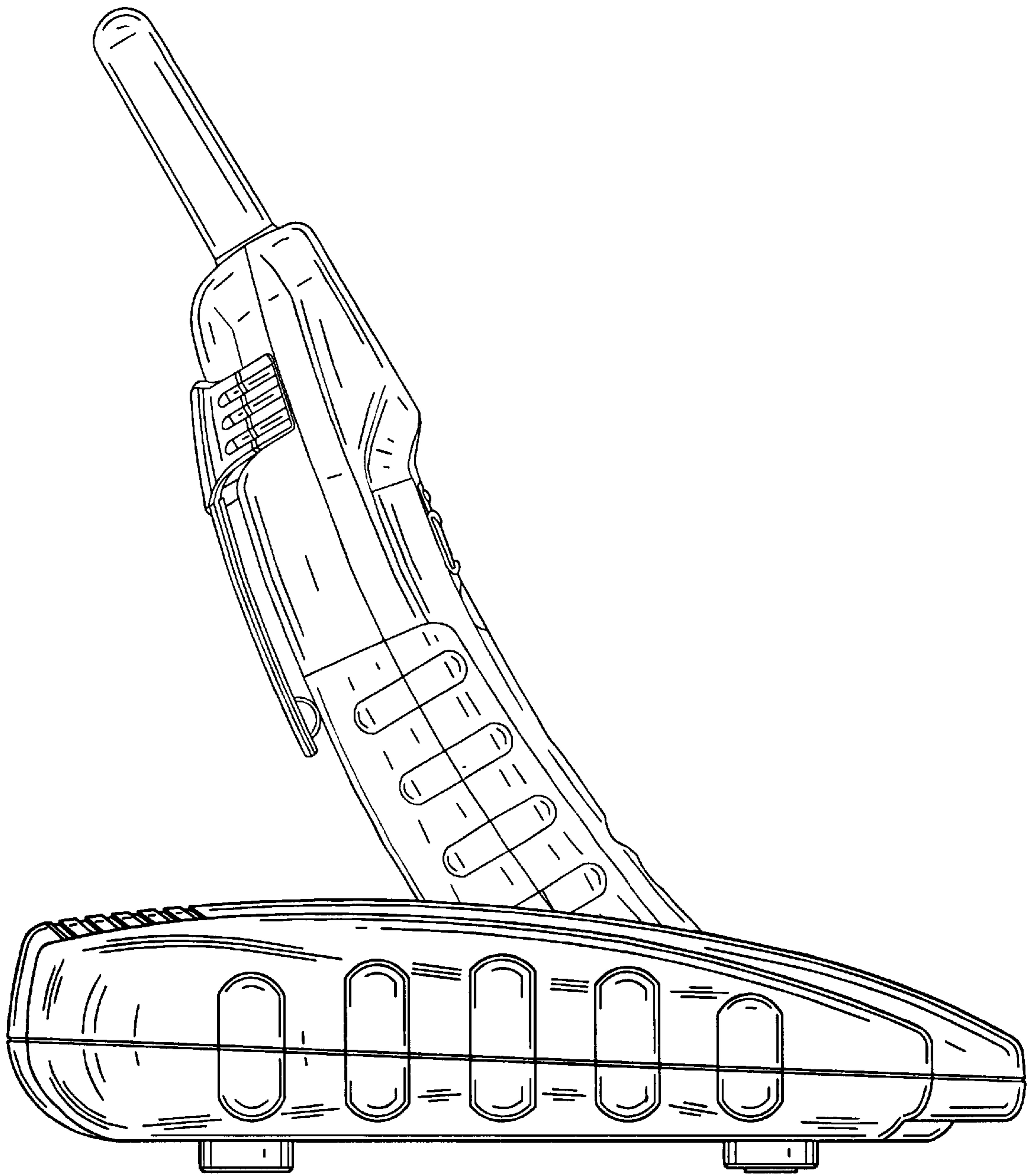


FIG. 7