



US00D469070S

(12) **United States Design Patent**
Lee

(10) **Patent No.:** **US D469,070 S**
(45) **Date of Patent:** **** Jan. 21, 2003**

(54) **CELLULAR PHONE**

(75) Inventor: **Bum-Pil Lee**, Kyoungki-Do (KR)

(73) Assignee: **Hyundai Curitel, Inc.**, Kyoungki-Do (KR)

(**) Term: **14 Years**

(21) Appl. No.: **29/157,588**

(22) Filed: **Mar. 20, 2002**

(51) **LOC (7) Cl.** **14-03**

(52) **U.S. Cl.** **D14/138**

(58) **Field of Search** D14/137, 138,
D14/218, 147-148, 247-248, 144, 341-347;
379/433.01-433.13, 419, 434, 428.01-428.04,
420.01-420.04, 440; 455/550-575, 90;
D21/517

(56) **References Cited**

U.S. PATENT DOCUMENTS

D419,991 S	*	2/2000	Park	D14/138
D430,859 S	*	9/2000	Lindeman et al.	D14/138
D440,955 S	*	4/2001	Tanaka et al.	D14/138
D443,866 S	*	6/2001	Arbisi et al.	D14/138
D445,410 S	*	7/2001	Yoo et al.	D14/138
D445,411 S	*	7/2001	Kim et al.	D14/138
D445,771 S	*	7/2001	Kim	D14/138
6,254,249 B1	*	7/2001	Kim et al.	455/575
D446,201 S	*	8/2001	Kim	D14/138
D446,508 S	*	8/2001	Yoo et al.	D14/138
D447,741 S	*	9/2001	Lee et al.	D14/138
D448,745 S	*	10/2001	Kim	D14/138
D449,284 S	*	10/2001	Kim et al.	D14/138
D454,550 S	*	3/2002	Hayasaka et al.	D14/138
D455,414 S	*	4/2002	Lee et al.	D14/138
D456,378 S	*	4/2002	Fujimoto	D14/138
D458,594 S	*	6/2002	Jang	D14/138

D458,913 S	*	6/2002	Suzuki et al.	D14/138
D459,329 S	*	6/2002	Suzuki et al.	D14/138
D459,330 S	*	6/2002	Suzuki et al.	D14/138
2001/0011029 A1	*	8/2001	Iwabuchi et al.	455/566
2001/0011030 A1	*	8/2001	Kuroda	455/566
2001/0019946 A1	*	9/2001	Okuda	455/90
2002/0006806 A1	*	1/2002	Kubo et al.	455/550
2002/0025787 A1	*	2/2002	Lee	455/90
2002/0058527 A1	*	5/2002	Kawasaki et al.	455/550
2002/0077145 A1	*	6/2002	Kamiya et al.	455/550
2002/0081997 A1	*	6/2002	Morishima	45/566 X
2002/0098810 A1	*	7/2002	Murakami	455/90

FOREIGN PATENT DOCUMENTS

JP	848974	*	10/1992
JP	849173	*	10/1992

* cited by examiner

Primary Examiner—Jeffrey Asch

(74) *Attorney, Agent, or Firm*—Blakely, Sokoloff, Taylor & Zafman LLP

(57) **CLAIM**

The ornamental design for a cellular phone, as shown and described.

DESCRIPTION

FIG. 1 is a perspective view of the cellular phone showing the new design;
FIG. 2 is a front view thereof;
FIG. 3 is a rear view thereof;
FIG. 4 is a left-side view thereof;
FIG. 5 is a right-side view thereof;
FIG. 6 is a top plan view thereof;
FIG. 7 is a bottom view thereof; and,
FIG. 8 is a perspective view showing open position thereof.

1 Claim, 5 Drawing Sheets

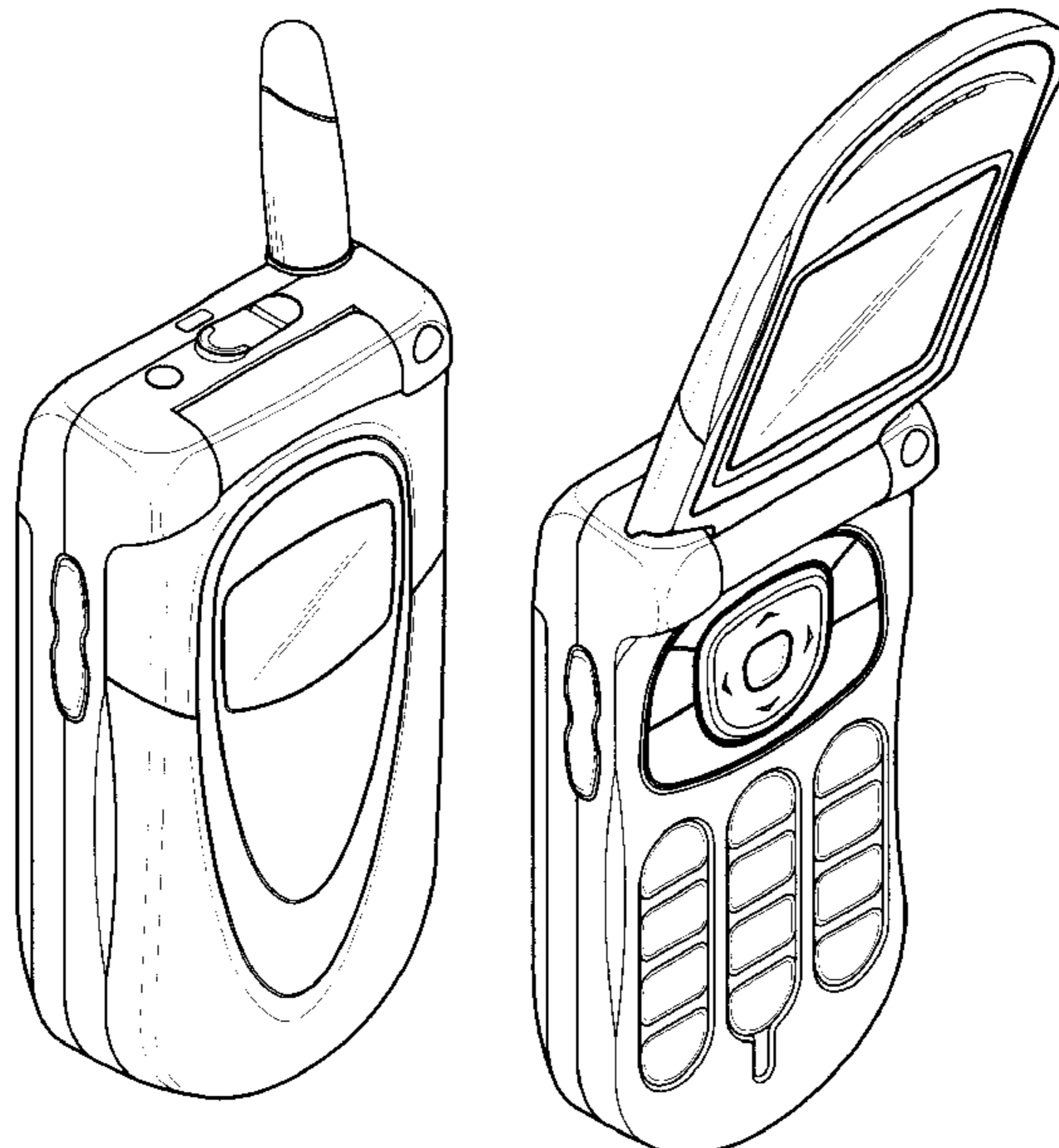


FIG. 1

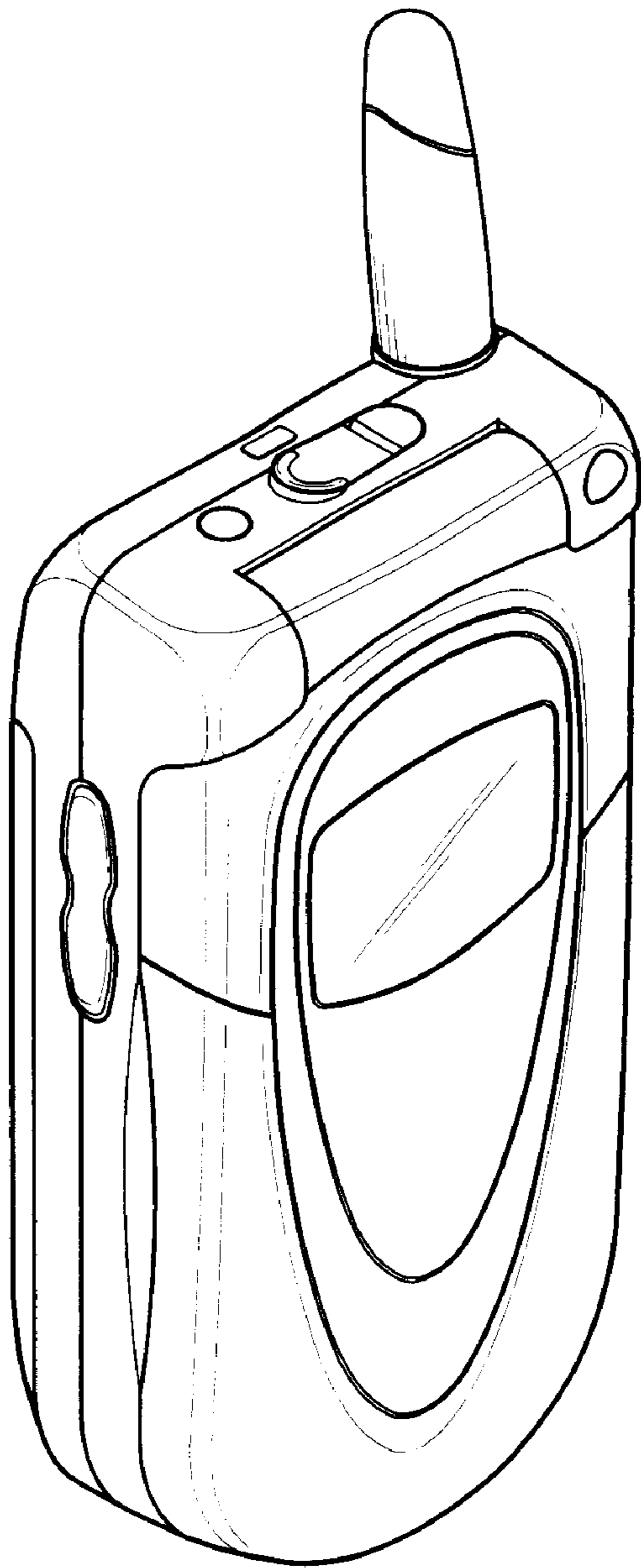


FIG. 2

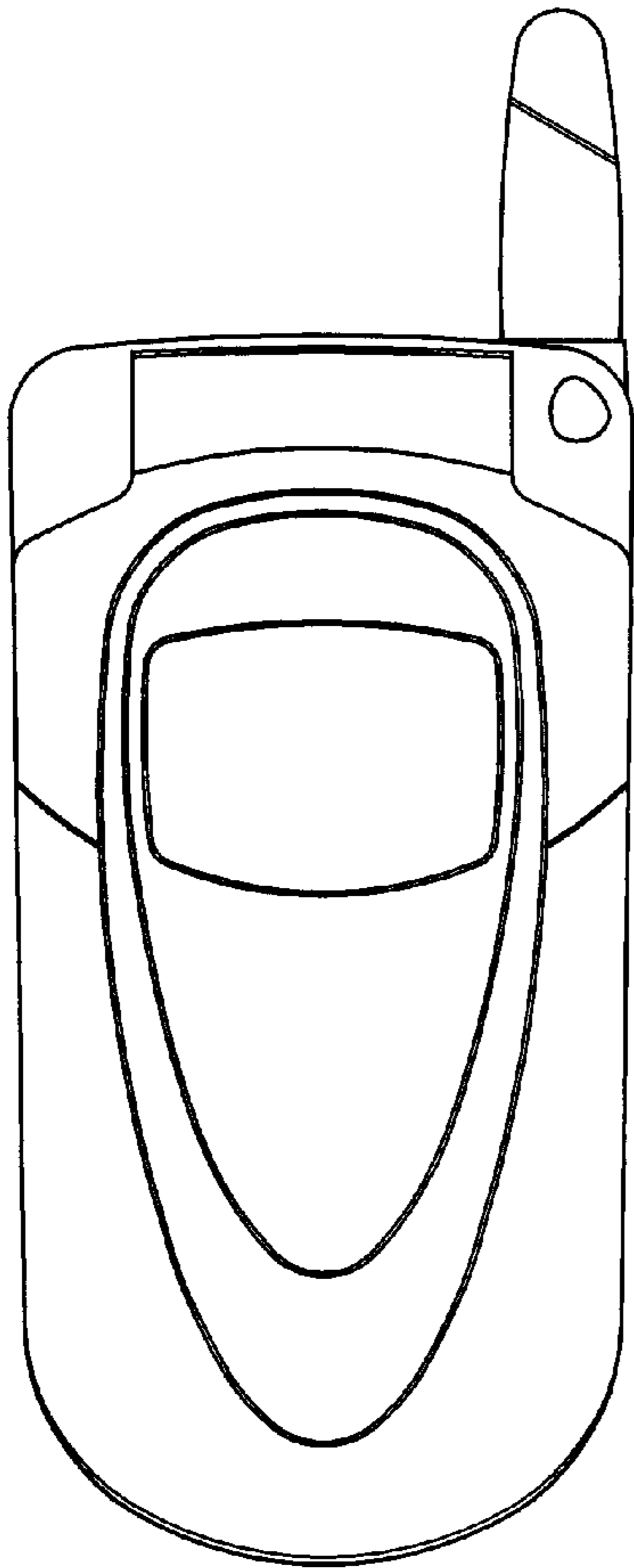


FIG. 3

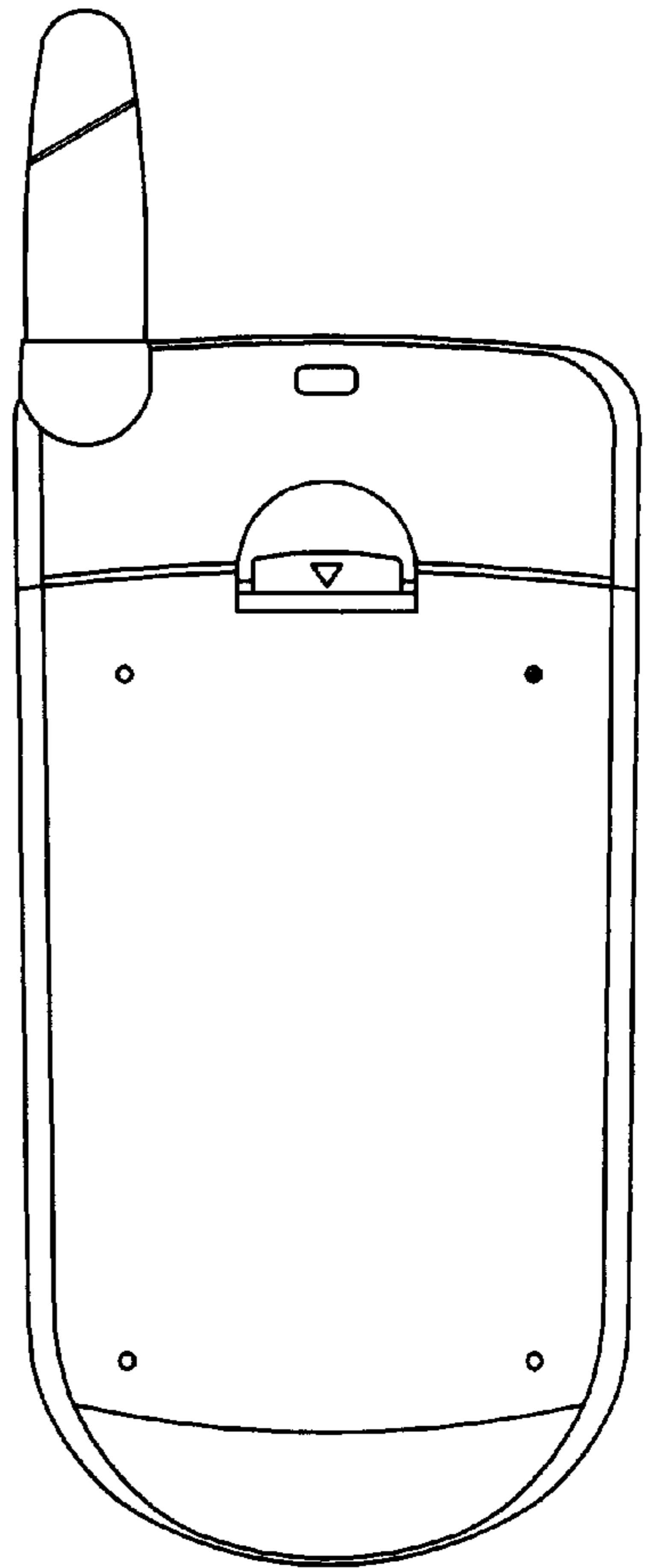


FIG. 4

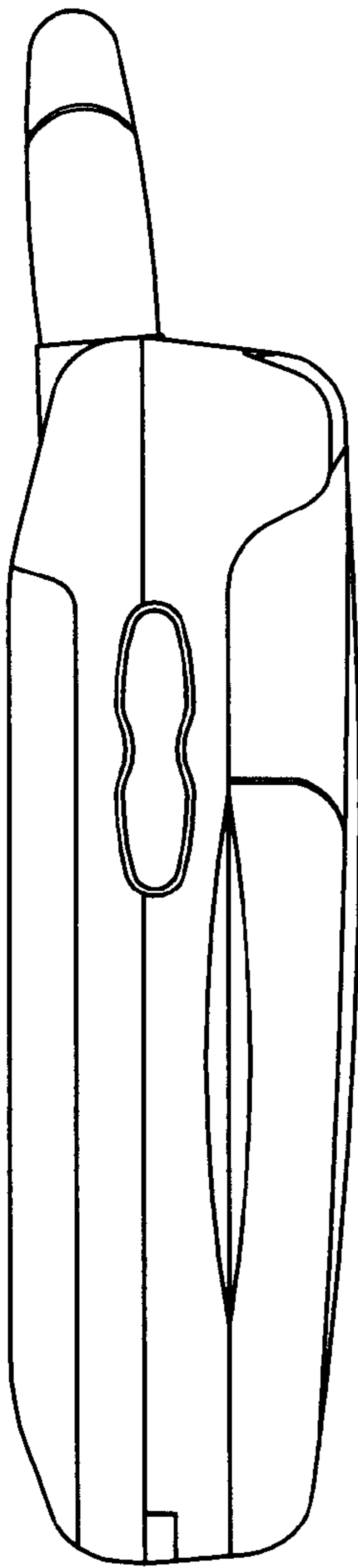


FIG. 5

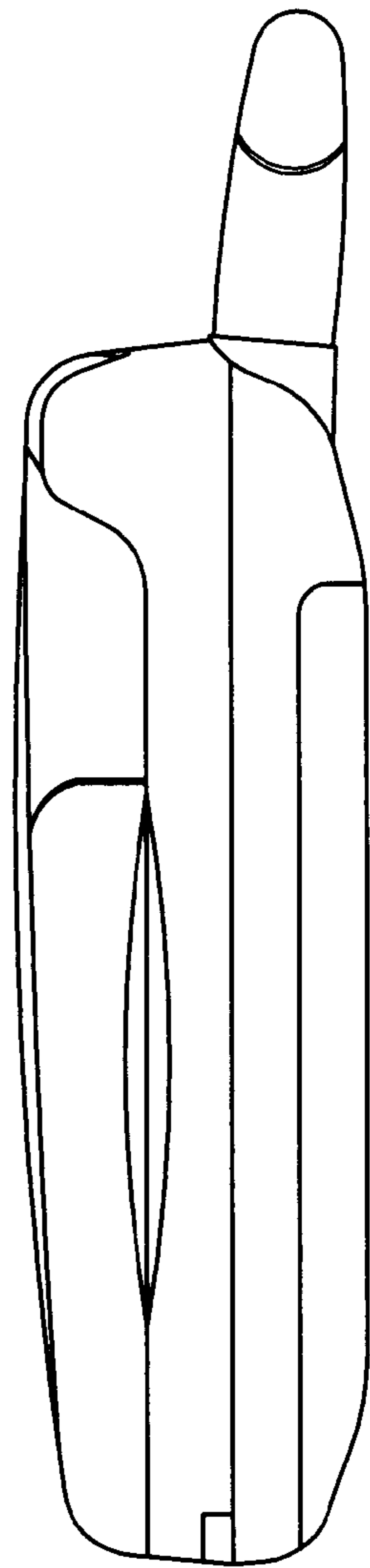


FIG. 6

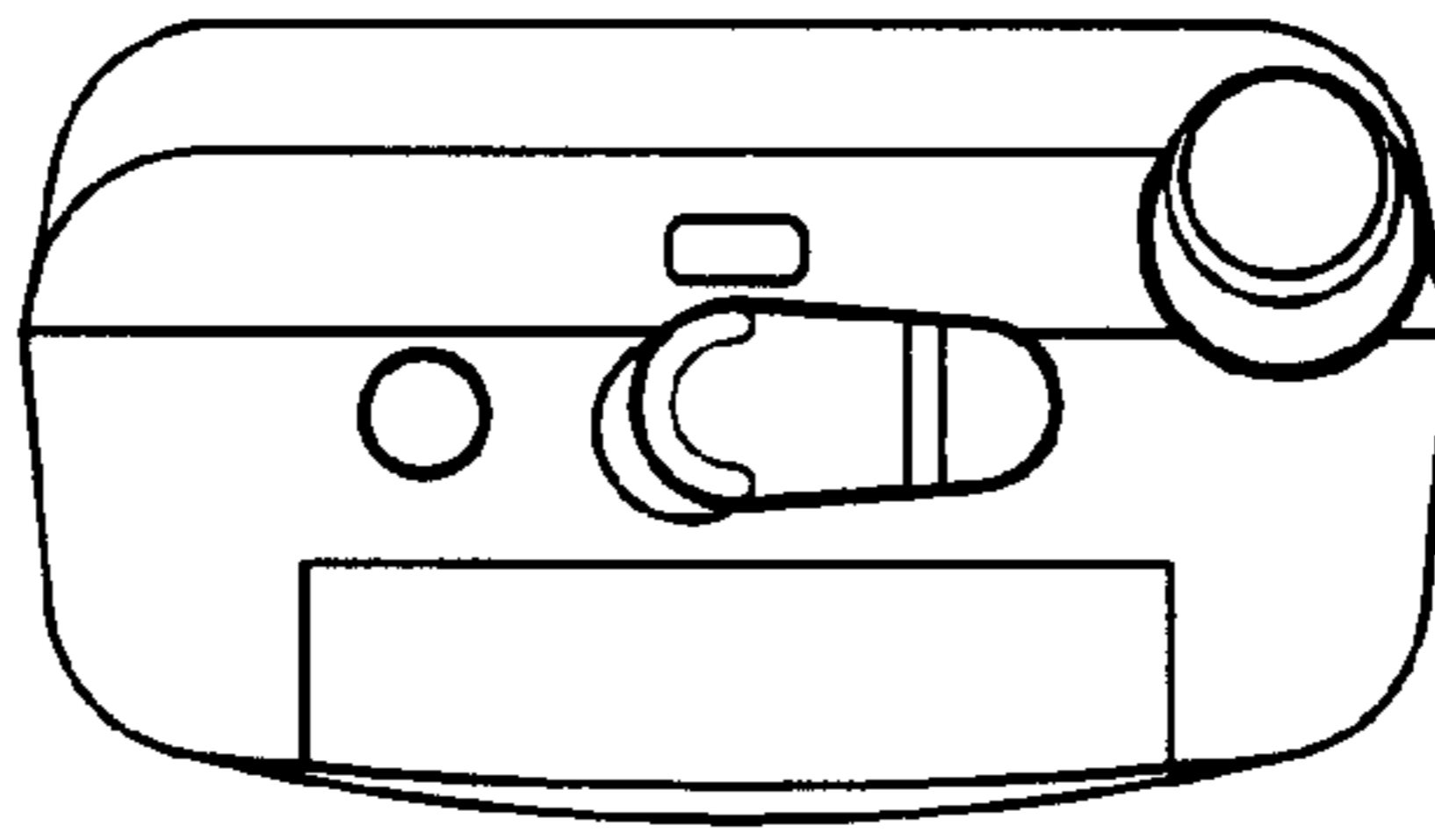


FIG. 7

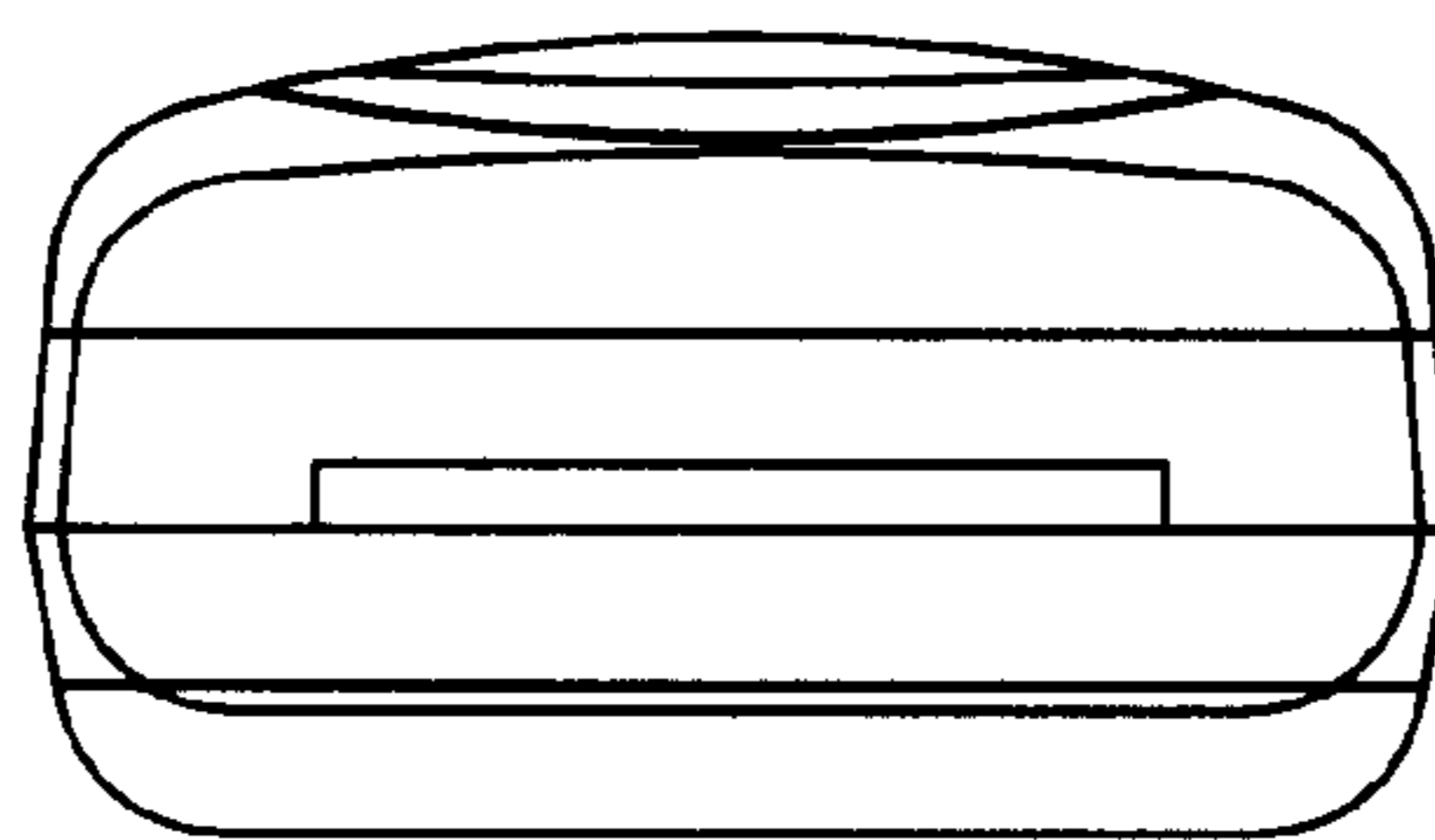


FIG. 8

