



US00D469054S

(12) **United States Design Patent**  
**Fujino**

(10) **Patent No.:** **US D469,054 S**

(45) **Date of Patent:** **\*\* Jan. 21, 2003**

(54) **AIRPLANE**

D426,804 S \* 6/2000 Birrenbach ..... D12/319  
D431,522 S 10/2000 Fujino

(75) Inventor: **Michimasa Fujino, Wako (JP)**

\* cited by examiner

(73) Assignee: **Honda Giken Kogyo Kabushiki Kaisha, Tokyo (JP)**

*Primary Examiner*—Marcus A. Jackson

(\*\*) Term: **14 Years**

(74) *Attorney, Agent, or Firm*—Armstrong, Westerman & Hattori, LLP

(21) Appl. No.: **29/156,659**

(57) **CLAIM**

(22) Filed: **Mar. 6, 2002**

The ornamental design for, an airplane, as shown and described.

(51) **LOC (7) Cl.** ..... **12-12**

**DESCRIPTION**

(52) **U.S. Cl.** ..... **D12/319**

(58) **Field of Search** ..... D12/319-345;  
244/12.5, 13, 15, 55, 65

FIG. 1 is a front elevation view of an airplane showing my new design;

FIG. 2 is a rear elevation view thereof;

FIG. 3 is a right side elevation view thereof (the left side elevation view being symmetrically the same);

FIG. 4 is a top plan view thereof; and,

FIG. 5 is a bottom view thereof.

(56) **References Cited**

**U.S. PATENT DOCUMENTS**

D414,740 S \* 10/1999 Margaritoff ..... D12/319

D418,105 S \* 12/1999 Margaritoff ..... D12/319

D421,955 S \* 3/2000 Birrenbach ..... D12/319

**1 Claim, 5 Drawing Sheets**




FIG. 1

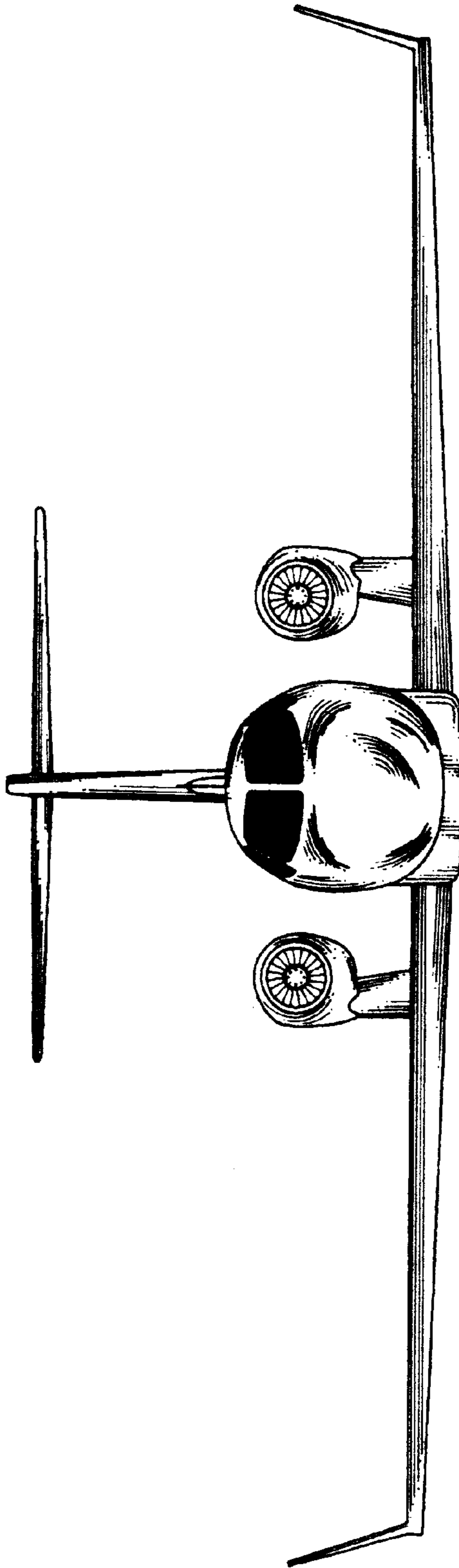


FIG. 2

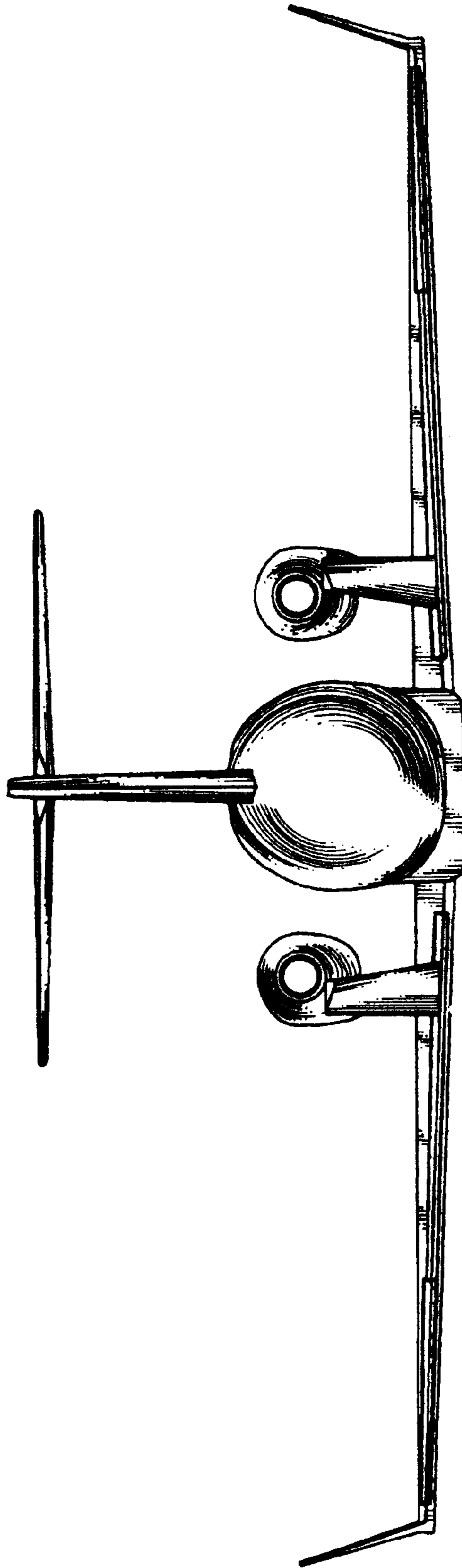
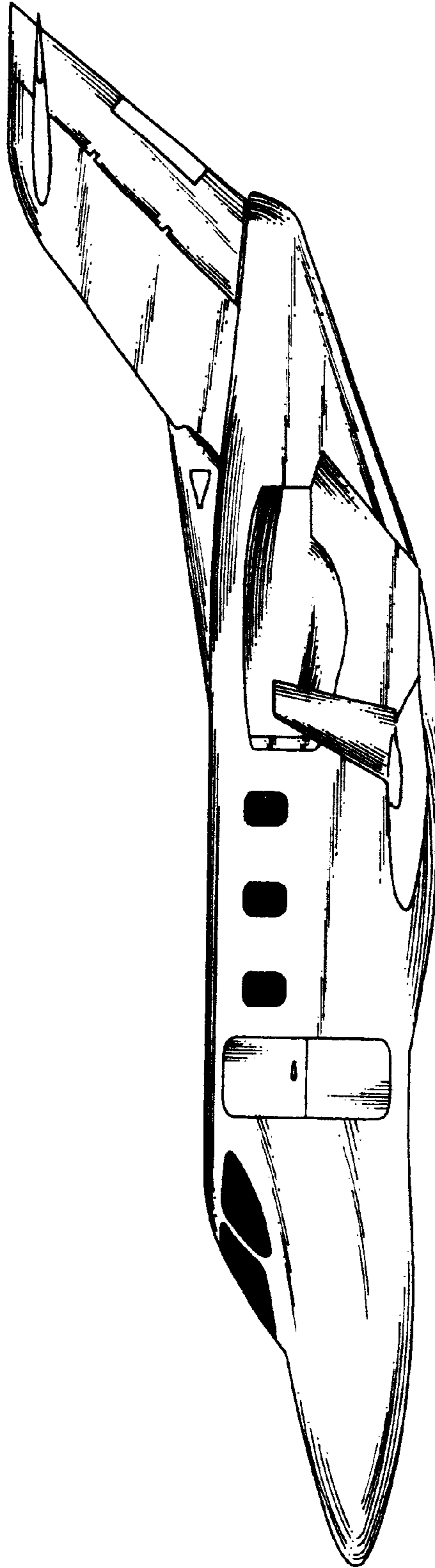


FIG. 3



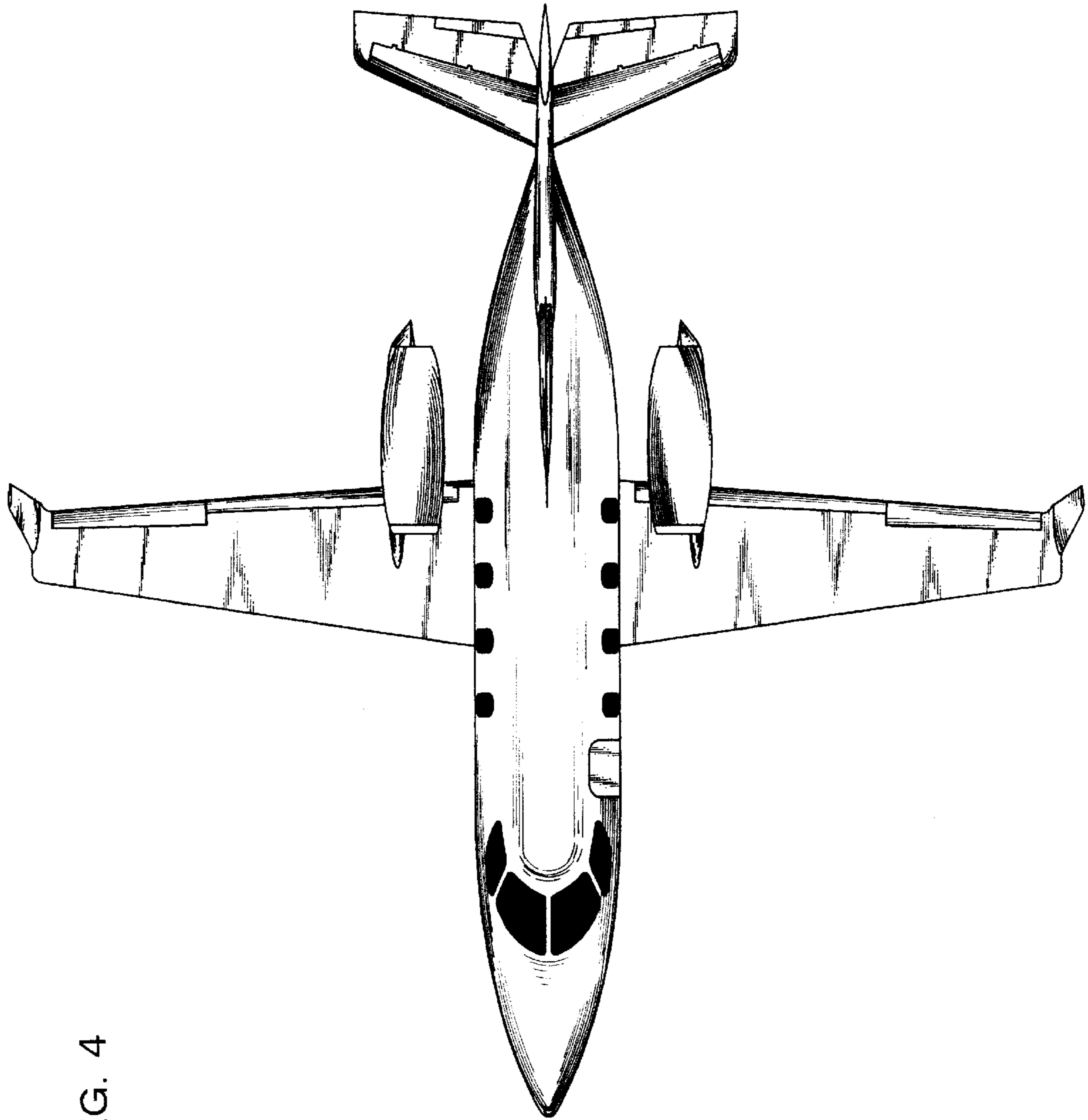


FIG. 4

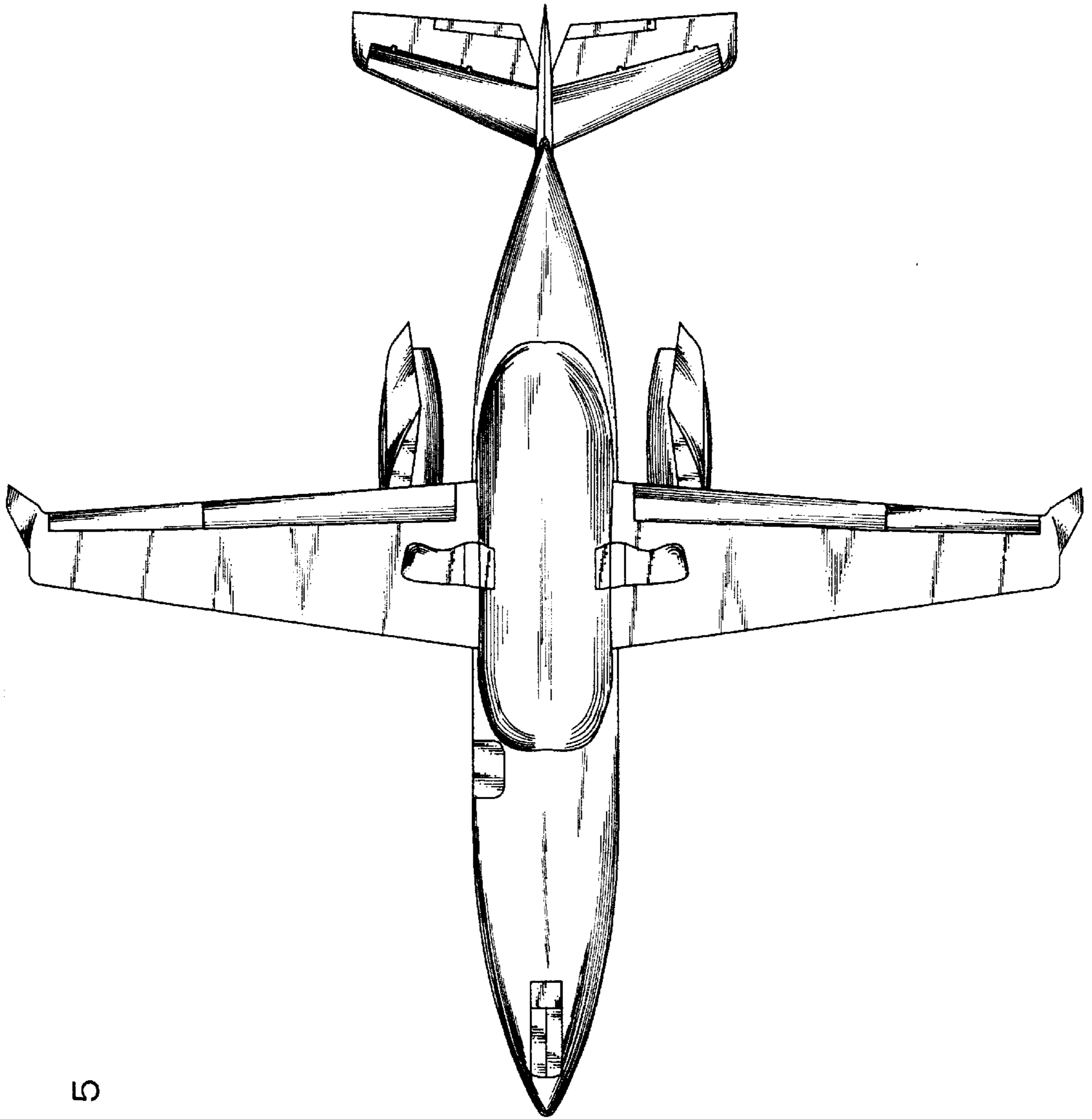


FIG. 5