



US00D469053S

(12) **United States Design Patent**  
**Aube et al.**

(10) **Patent No.:** **US D469,053 S**

(45) **Date of Patent:** **\*\* Jan. 21, 2003**

(54) **DECK BOAT**

D409,555 S \* 5/1999 LaPointe et al. .... D12/300

(75) Inventors: **Martin Aube**, Sherbrooke (CA); **David Kalhok**, Marion, IL (US); **Kaz Takeshita**, Irvine, CA (US)

\* cited by examiner

*Primary Examiner*—Lisa Lichtenstein

(74) *Attorney, Agent, or Firm*—Pillsbury Winthrop LLP

(73) Assignee: **Bombardier Inc.**, Valcourt (CA)

(57) **CLAIM**

(\*\*) Term: **14 Years**

The ornamental design for a deck boat, as shown and described.

(21) Appl. No.: **29/155,890**

**DESCRIPTION**

(22) Filed: **Feb. 21, 2002**

**Related U.S. Application Data**

(62) Division of application No. 29/127,684, filed on Apr. 9, 2000.

FIG. 1 is a perspective illustration, from the rear and left side, of the deck boat of our design;

FIG. 2 is the same perspective illustration, showing an alternative arrangement of two of the seat cushions at a rear portion of the deck boat of our design;

FIG. 3 is another perspective illustration, from the front and left side, of the deck boat of our design;

(51) **LOC (7) Cl.** ..... **12-06**

(52) **U.S. Cl.** ..... **D12/300**

(58) **Field of Search** ..... D12/300-318;  
114/270, 271

FIG. 4 is a front view thereof;

FIG. 5 is a rear view thereof;

FIG. 6 is a top view thereof;

FIG. 7 is a bottom view thereof;

FIG. 8 is a left side view thereof; and,


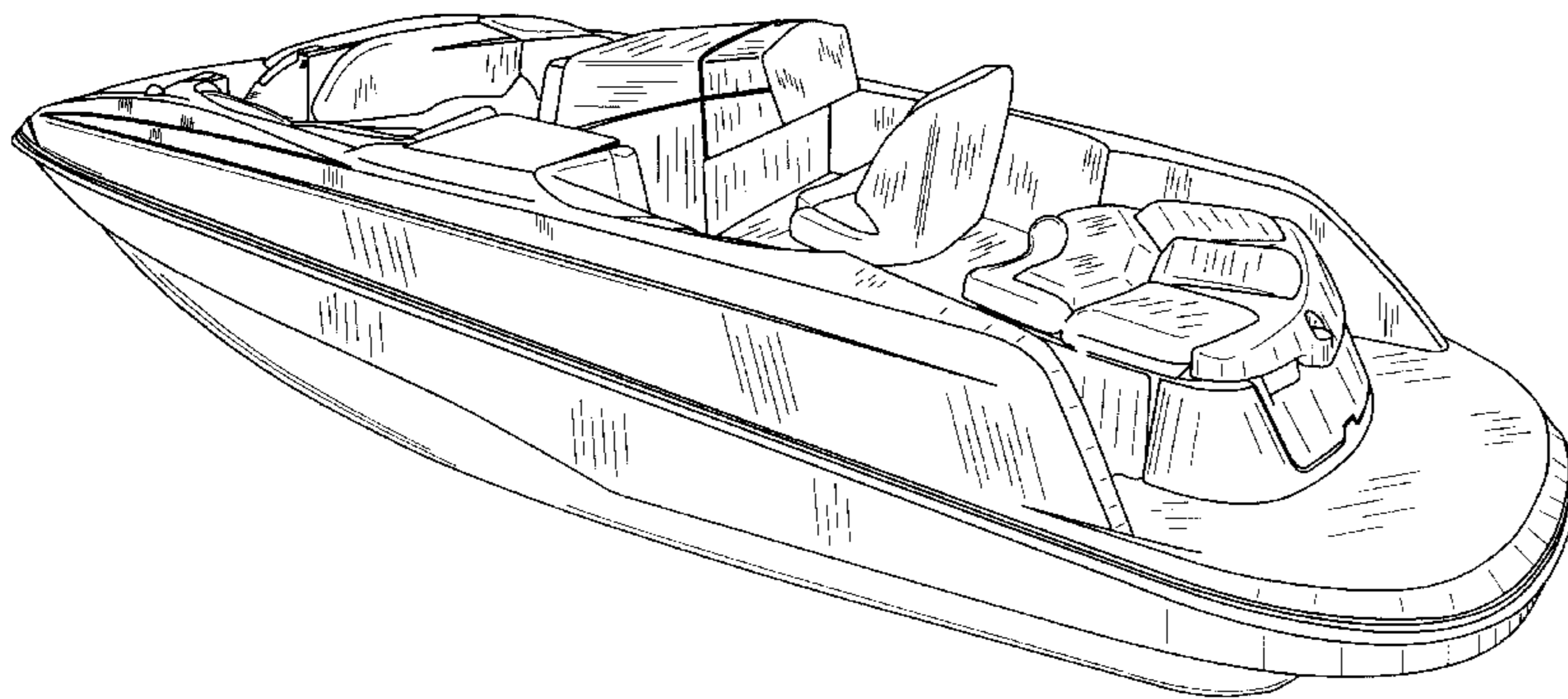
FIG. 9 is a right side view thereof;.


(56) **References Cited**

**U.S. PATENT DOCUMENTS**


D301,711 S \* 6/1989 Albritton ..... D12/300

**1 Claim, 8 Drawing Sheets**

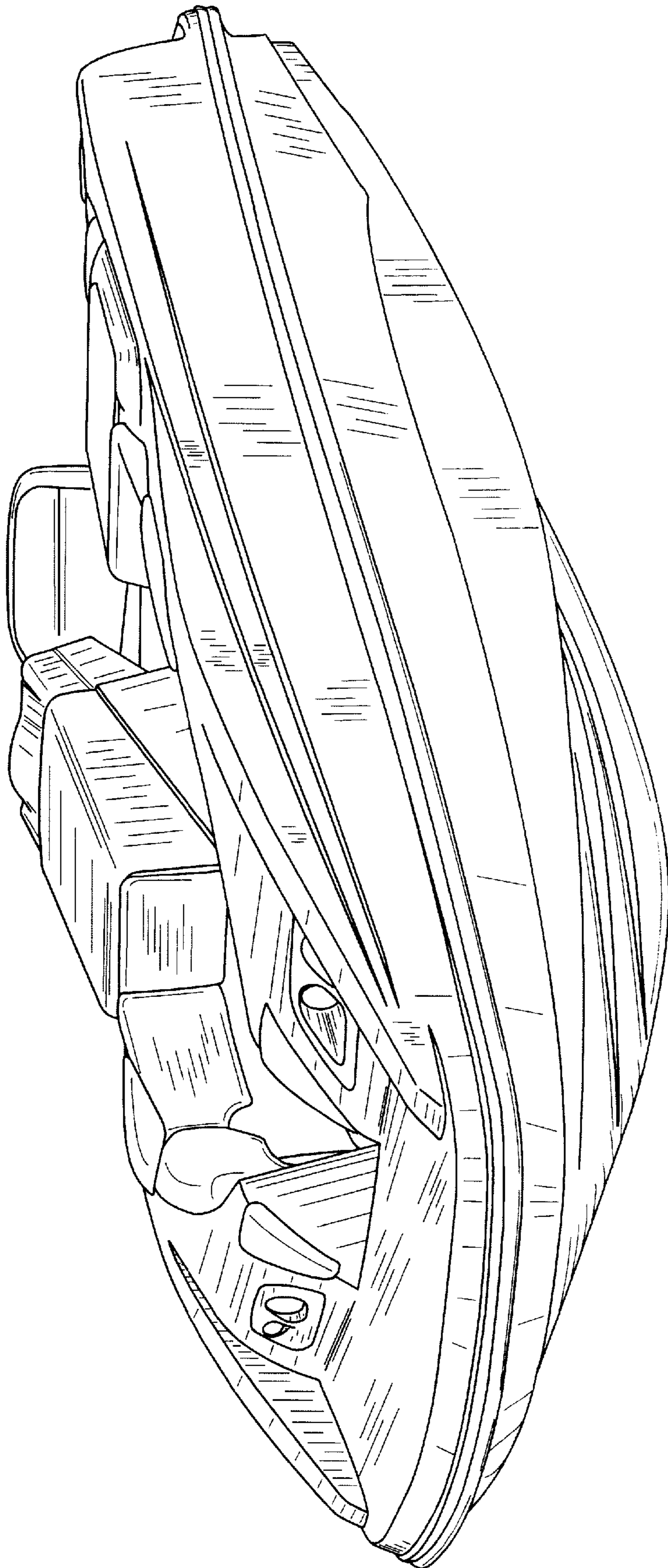




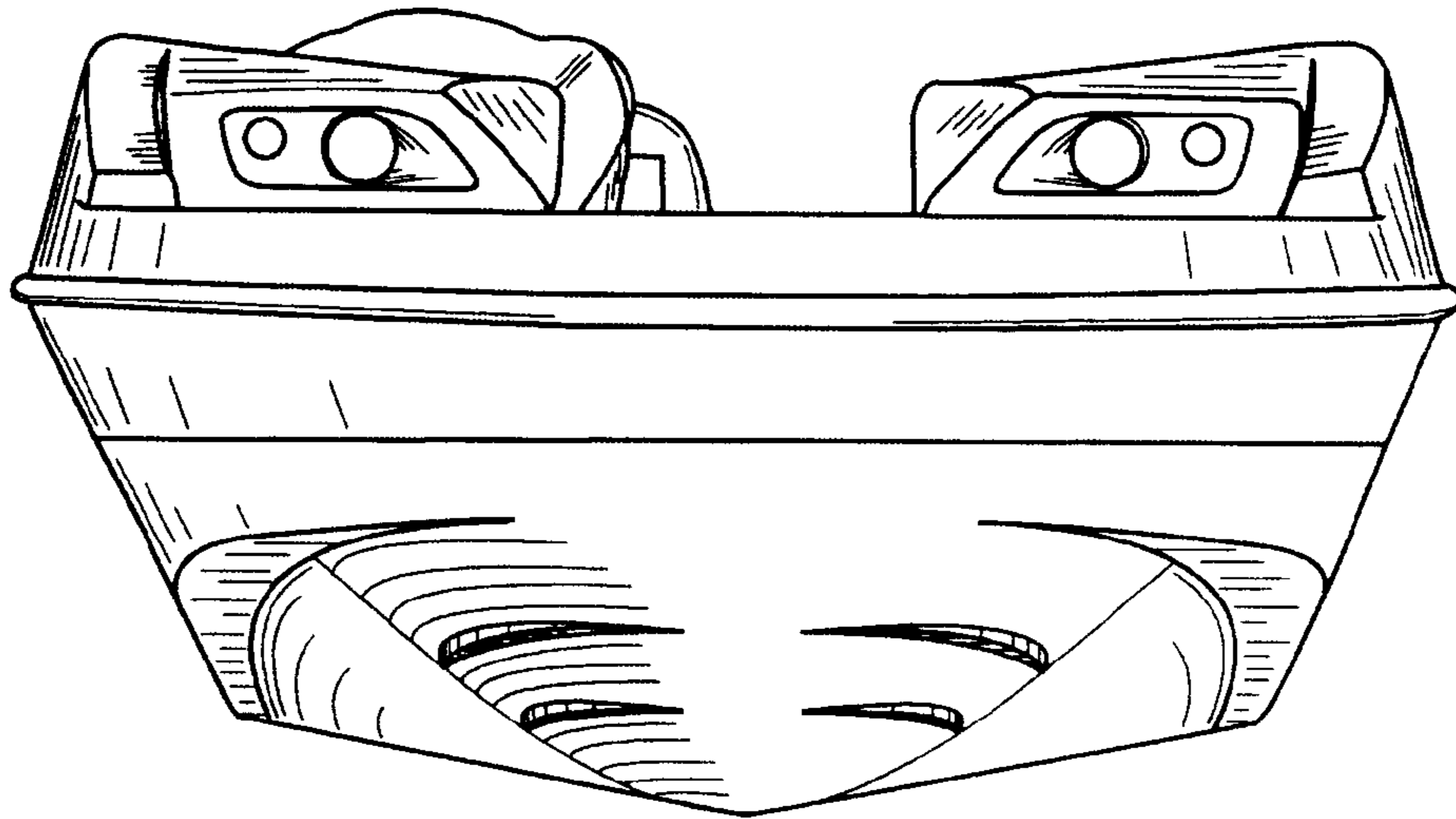
**FIG. 1**




**FIG. 2**



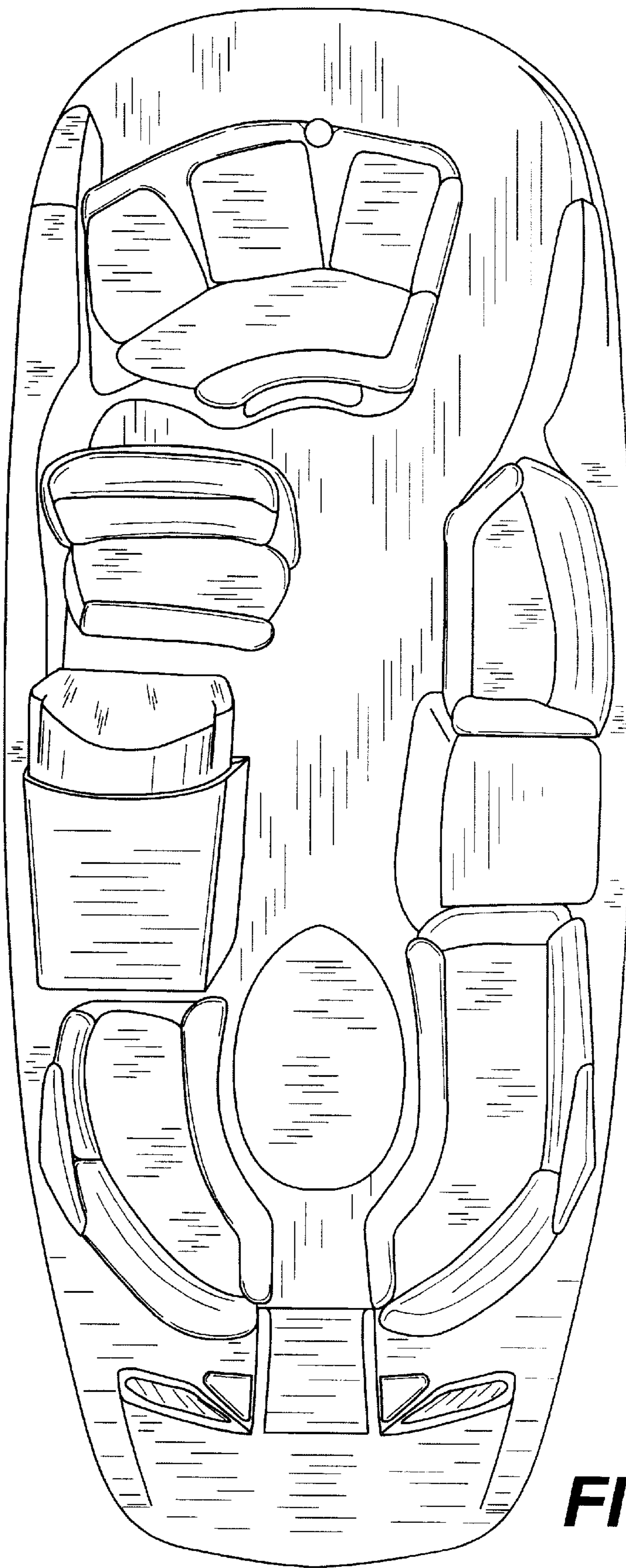
**FIG. 3**




**FIG. 4**



**FIG. 5**



**FIG. 6**

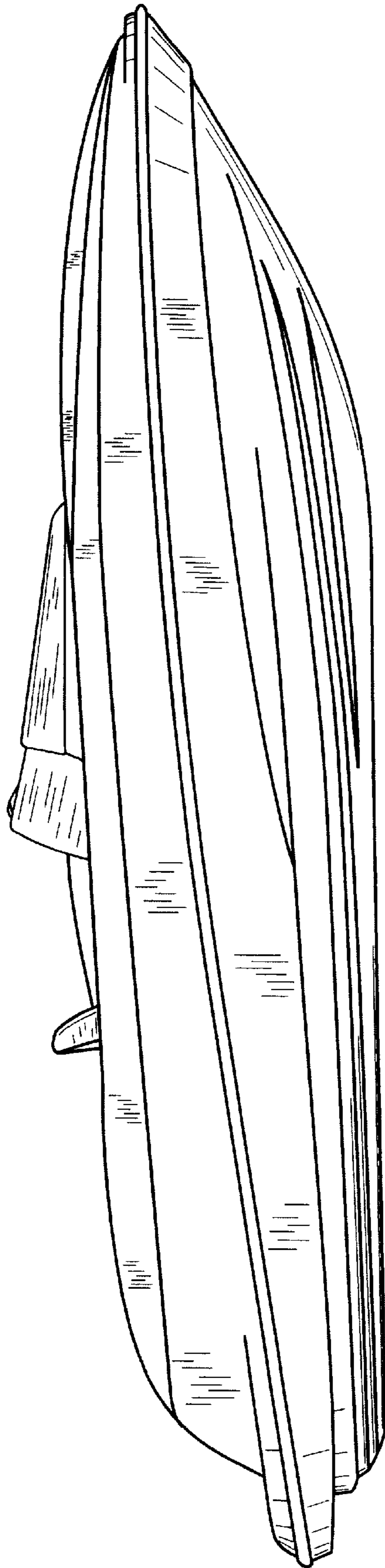


**FIG. 7**



**FIG. 8**





**FIG. 9**