



US00D469052S

(12) **United States Design Patent**  
**Brintouch**

(10) **Patent No.:** **US D469,052 S**

(45) **Date of Patent:** **\*\* Jan. 21, 2003**

(54) **WHEEL**  
(75) Inventor: **Shawn Brintouch**, Brooklyn, NY (US)  
(73) Assignee: **Atlantic Wholesalers, Inc.**, Brooklyn, NY (US)  
(\*\*) Term: **14 Years**

D436,573 S \* 1/2001 Neeper ..... D12/211  
D436,913 S \* 1/2001 Neeper ..... D12/211  
D438,504 S \* 3/2001 Muzzarelli ..... D12/211  
D451,467 S \* 12/2001 Chung ..... D12/211  
D456,331 S \* 4/2002 Chung ..... D12/209  
D456,334 S \* 4/2002 Brintouch ..... D12/211  
D460,733 S \* 7/2002 Bintoro ..... D12/211  
D460,942 S \* 7/2002 Lee ..... D12/211

\* cited by examiner

(21) Appl. No.: **29/165,617**  
(22) Filed: **Aug. 14, 2002**  
(51) **LOC (7) Cl.** ..... **12-16**  
(52) **U.S. Cl.** ..... **D12/211**  
(58) **Field of Search** ..... D12/204-211;  
301/37.101, 64.101, 65

*Primary Examiner*—Stacia Cadmus  
(74) *Attorney, Agent, or Firm*—Davidson, Davidson & Kappel, LLC

(57) **CLAIM**

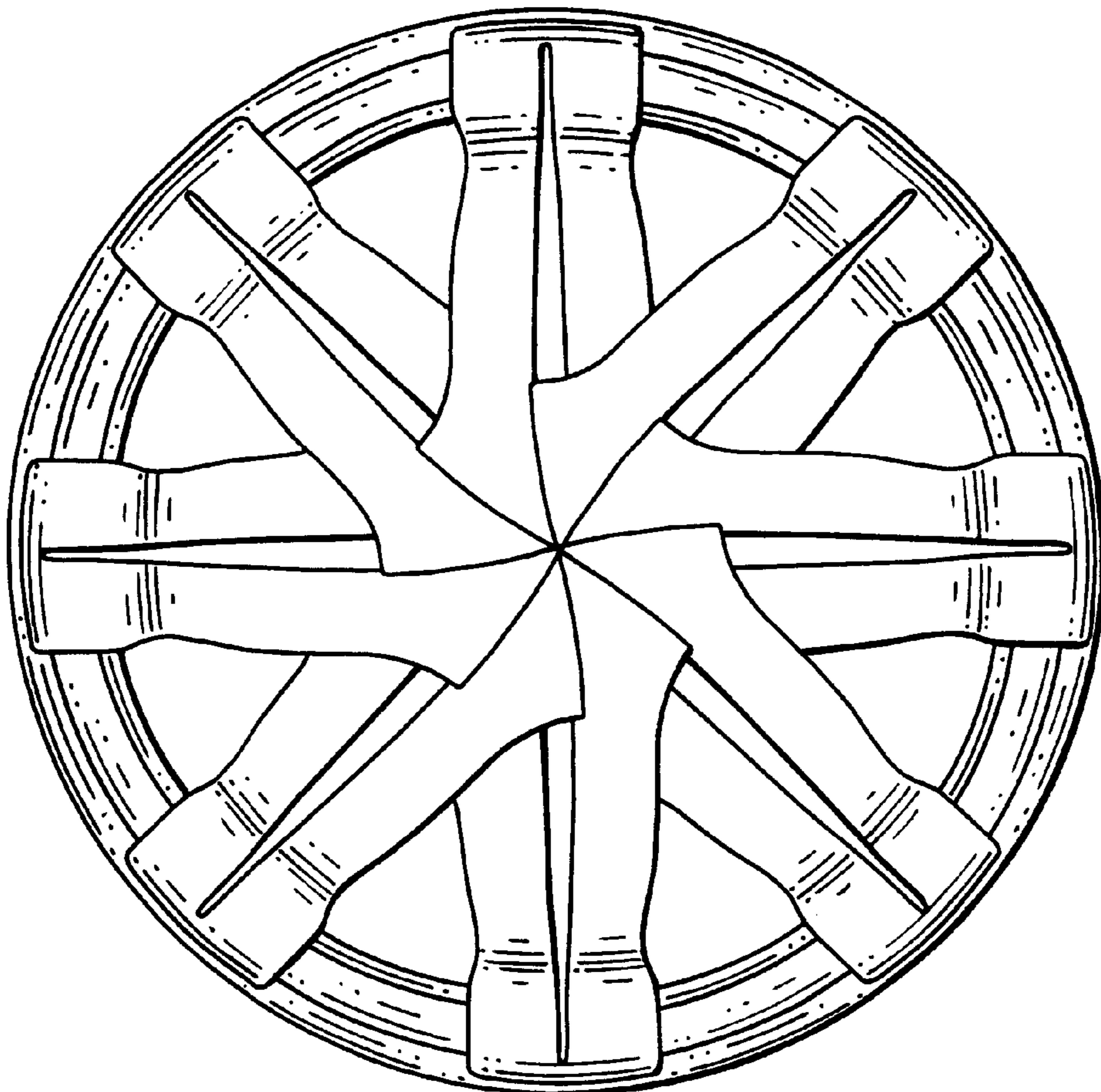
The ornamental design for a wheel, as shown and described.

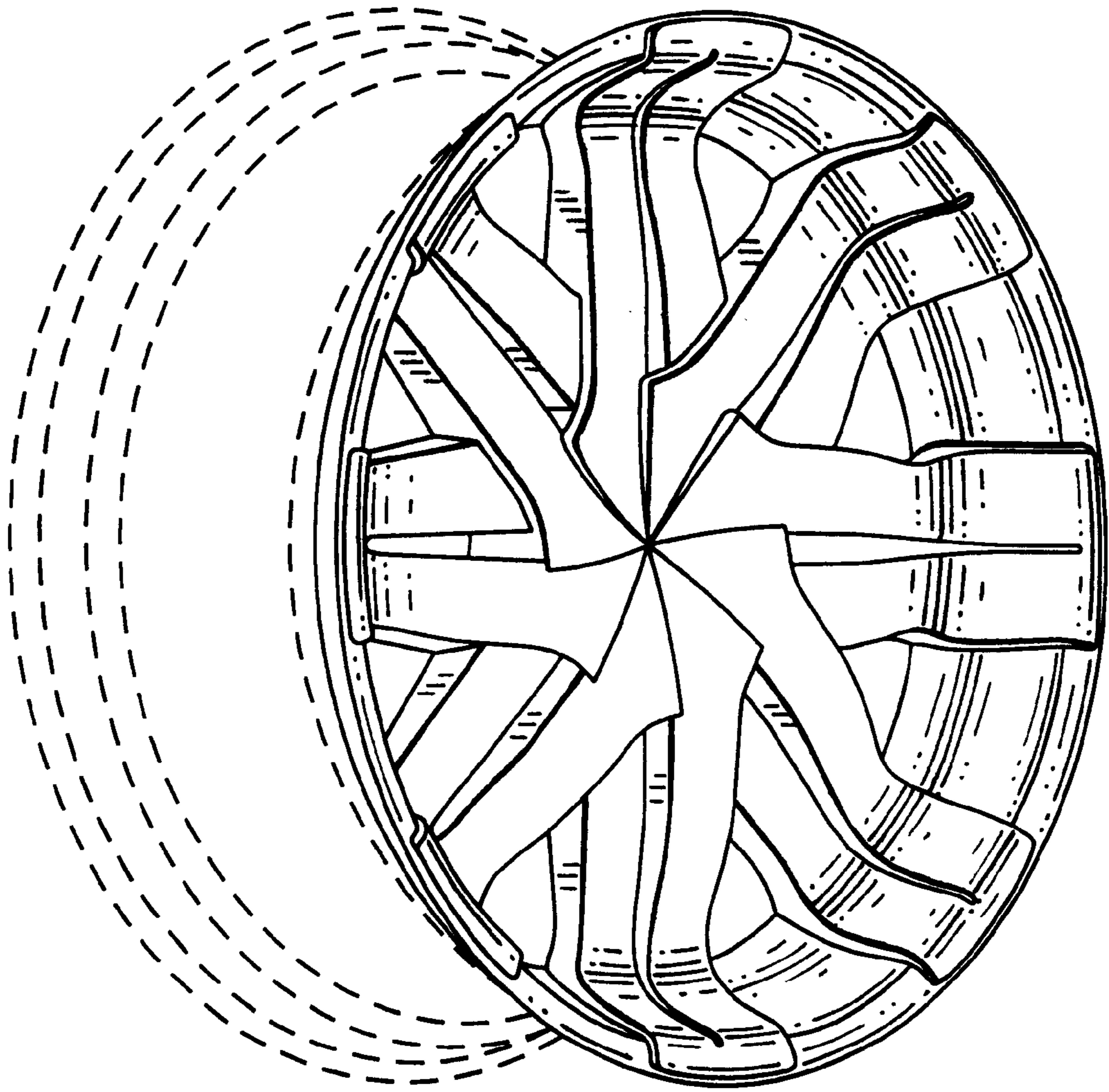
(56) **References Cited**  
**U.S. PATENT DOCUMENTS**  
D197,839 S \* 3/1964 Logghe ..... D12/211  
D368,464 S \* 4/1996 Morley et al. .... D12/209  
D415,094 S \* 10/1999 Neeper ..... D12/211  
D421,953 S \* 3/2000 Sims et al. .... D12/211  
D432,484 S \* 10/2000 Chung ..... D12/211

**DESCRIPTION**

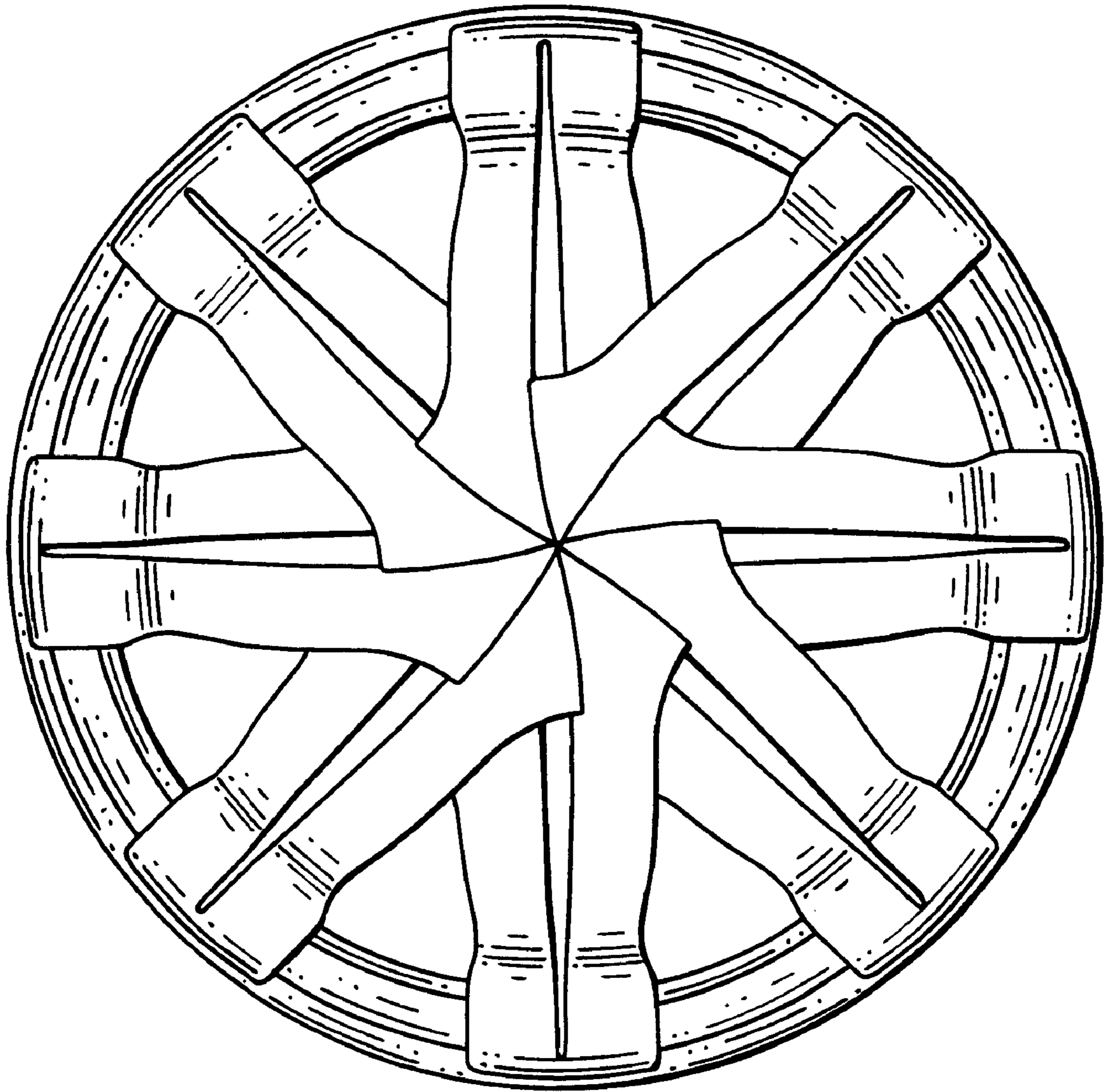
FIG. 1 is a front and side perspective view of the wheel; and, FIG. 2 is a front plan view of the wheel. The bottom and sides of the wheel shown in broken line form no part of the claimed design thereof.

**1 Claim, 2 Drawing Sheets**





**FIG. 1**



**FIG. 2**