



US00D469051S

(12) **United States Design Patent**
Brintouch

(10) **Patent No.:** **US D469,051 S**

(45) **Date of Patent:** **** Jan. 21, 2003**

(54) **WHEEL**

D461,439 S * 8/2002 Hodges D12/209

(75) Inventor: **Shawn Brintouch**, Brooklyn, NY (US)

* cited by examiner

(73) Assignee: **Atlantic Wholesalers, Inc.**, Brooklyn, NY (US)

Primary Examiner—Stacia Cadmus

(74) *Attorney, Agent, or Firm*—Davidson, Davidson & Kappel, LLC

(**) Term: **14 Years**

(57) **CLAIM**

(21) Appl. No.: **29/165,615**

The ornamental design for the wheel, as shown and described.

(22) Filed: **Aug. 14, 2002**

(51) **LOC (7) Cl.** **12-16**

(52) **U.S. Cl.** **D12/209**

(58) **Field of Search** D12/204-211;
301/37.101, 64.101, 65

DESCRIPTION

FIG. 1 is a front and side perspective view of a first embodiment of the wheel;

FIG. 2 is a front plan view of a first embodiment of the wheel;

FIG. 3 is a front and side perspective view of a second embodiment of the wheel; and,

FIG. 4 is a front plan view of a second embodiment of the wheel.



The bottom and sides of the wheel shown in broken line form no part of the claimed design thereof.

(56) **References Cited**

U.S. PATENT DOCUMENTS

D432,481 S	*	10/2000	Brown	D12/209
D438,501 S	*	3/2001	Noriega	D12/209
D445,084 S	*	7/2001	Mendez	D12/211
D448,336 S	*	9/2001	Mendez	D12/209
D455,385 S	*	4/2002	Chung	D12/209

1 Claim, 4 Drawing Sheets



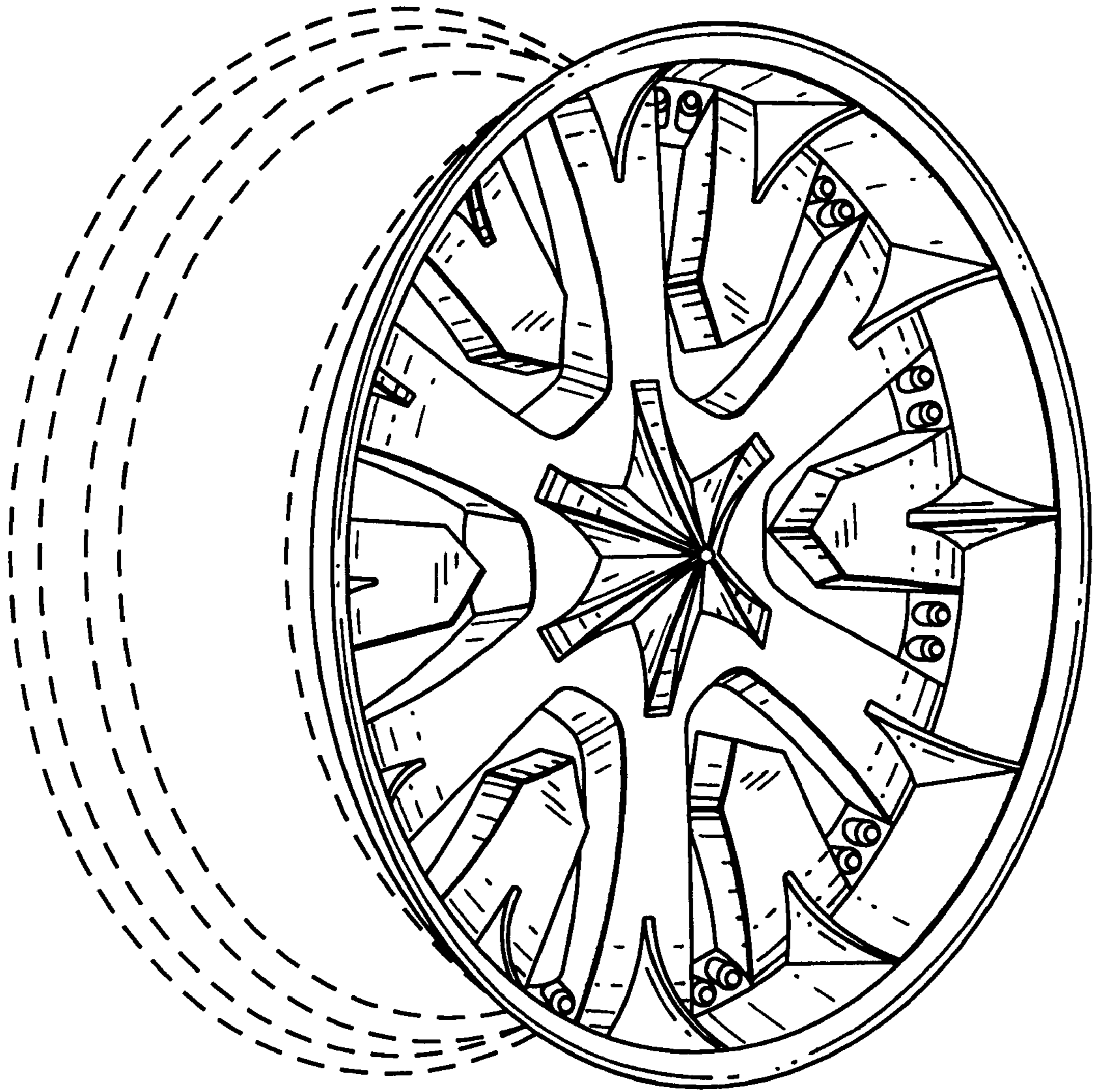


FIG. 1




FIG. 2

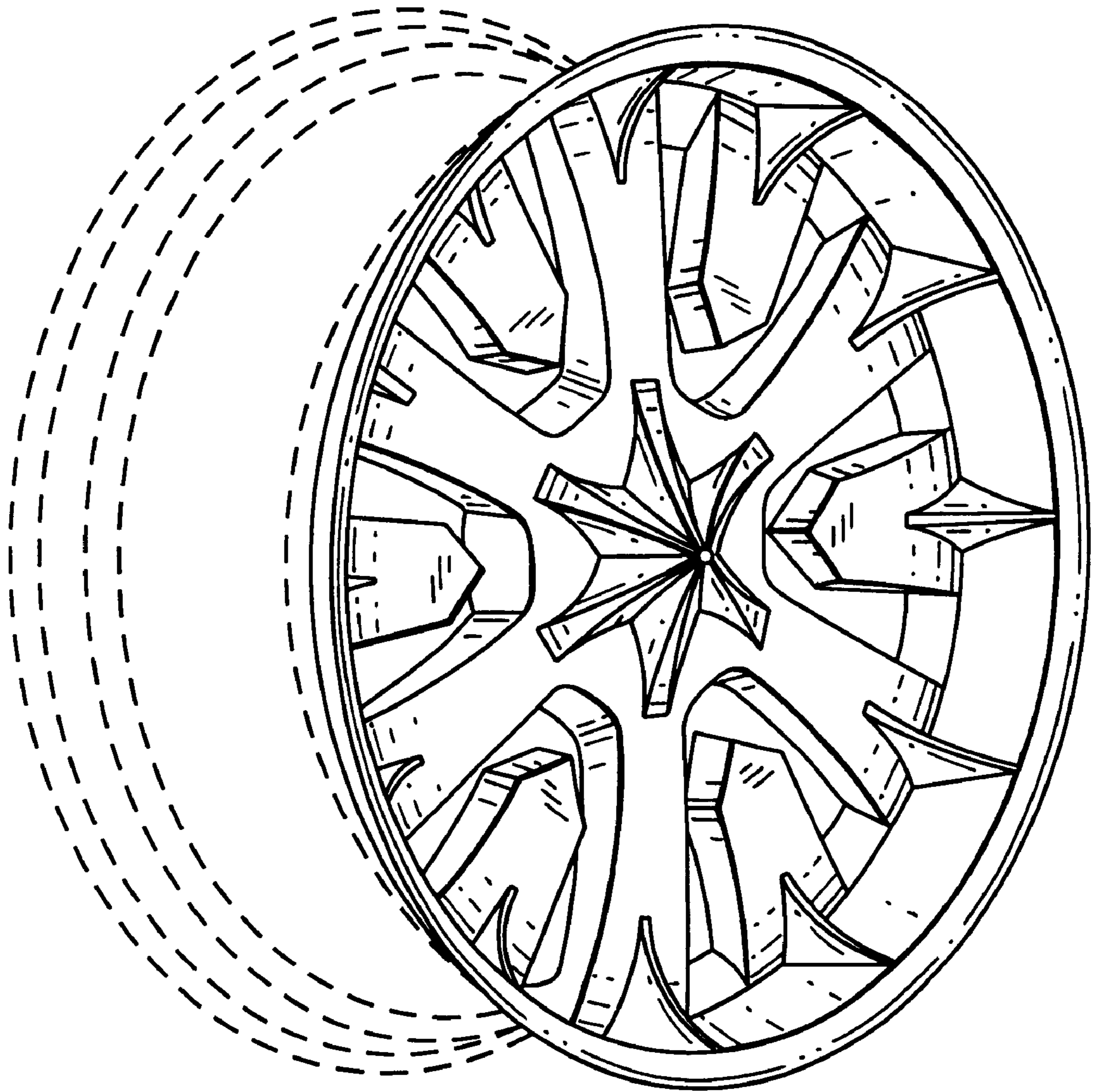


FIG. 3




FIG. 4