



US00D469047S

(12) **United States Design Patent**
Kuo

(10) **Patent No.:**

US D469,047 S

(45) **Date of Patent:**

**** Jan. 21, 2003**

(54) **VEHICLE FLOOR MAT**

(76) **Inventor:** **Su-Min Kuo**, 4520 Baldwin Ave., #B,
El Monte, CA (US) 91731

(**) **Term:** **14 Years**

(21) **Appl. No.:** **29/161,517**

(22) **Filed:** **Jun. 3, 2002**

(51) **LOC (7) Cl.** **12-16**

(52) **U.S. Cl.** **D12/203**

(58) **Field of Search** D12/203; D6/582-586,
D6/592; 296/97.23; 15/215-217; 428/141;
280/163, 164.1

(56) **References Cited**

U.S. PATENT DOCUMENTS

D178,820 S	*	9/1956	Barnes	D12/203
D313,789 S	*	1/1991	Thundercloud	D12/203
D325,555 S	*	4/1992	Primeau	D12/203
D393,238 S	*	4/1998	Kraines	D12/203
D401,203 S	*	11/1998	Lu	D12/203

D404,352 S	*	1/1999	Lu	D12/203
D425,005 S	*	5/2000	Rizvi	D12/203
D433,367 S	*	11/2000	Iacovelli	D12/203
D441,336 S	*	5/2001	Hussaini et al.	D12/203

* cited by examiner

Primary Examiner—Stacia Cadmus

(74) *Attorney, Agent, or Firm*—Raymond Y. Chan; David & Raymond Patent Group

(57) **CLAIM**

The ornamental design for a vehicle floor mat, as shown and described.

DESCRIPTION

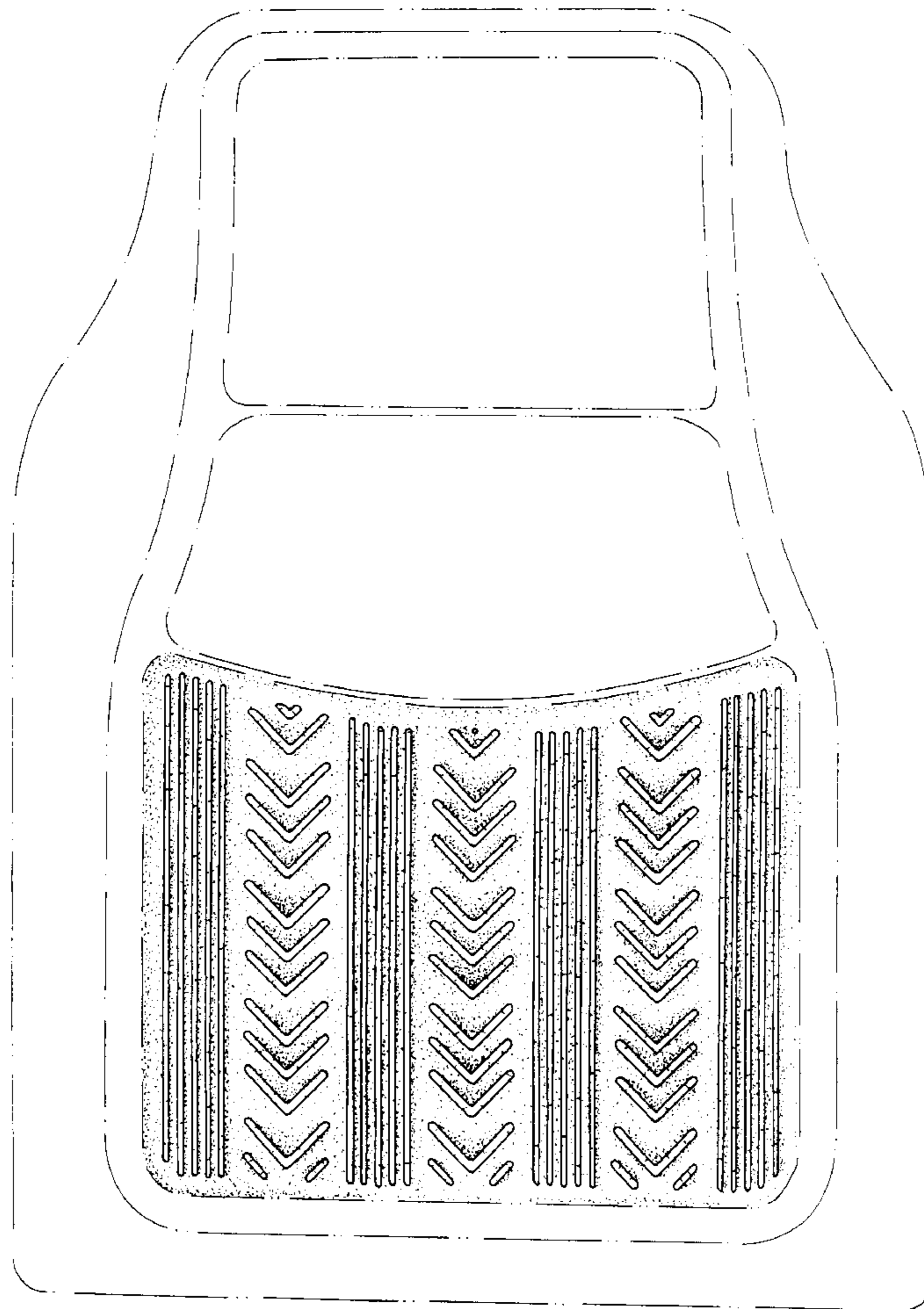
FIG. 1 is a perspective view of a vehicle floor mat, showing my new design;

FIG. 2 is front view thereof; and,

FIG. 3 is an enlarged perspective view thereof.

The broken line showing of environment is for illustrative purposes only and forms no part of the claimed design.

1 Claim, 3 Drawing Sheets



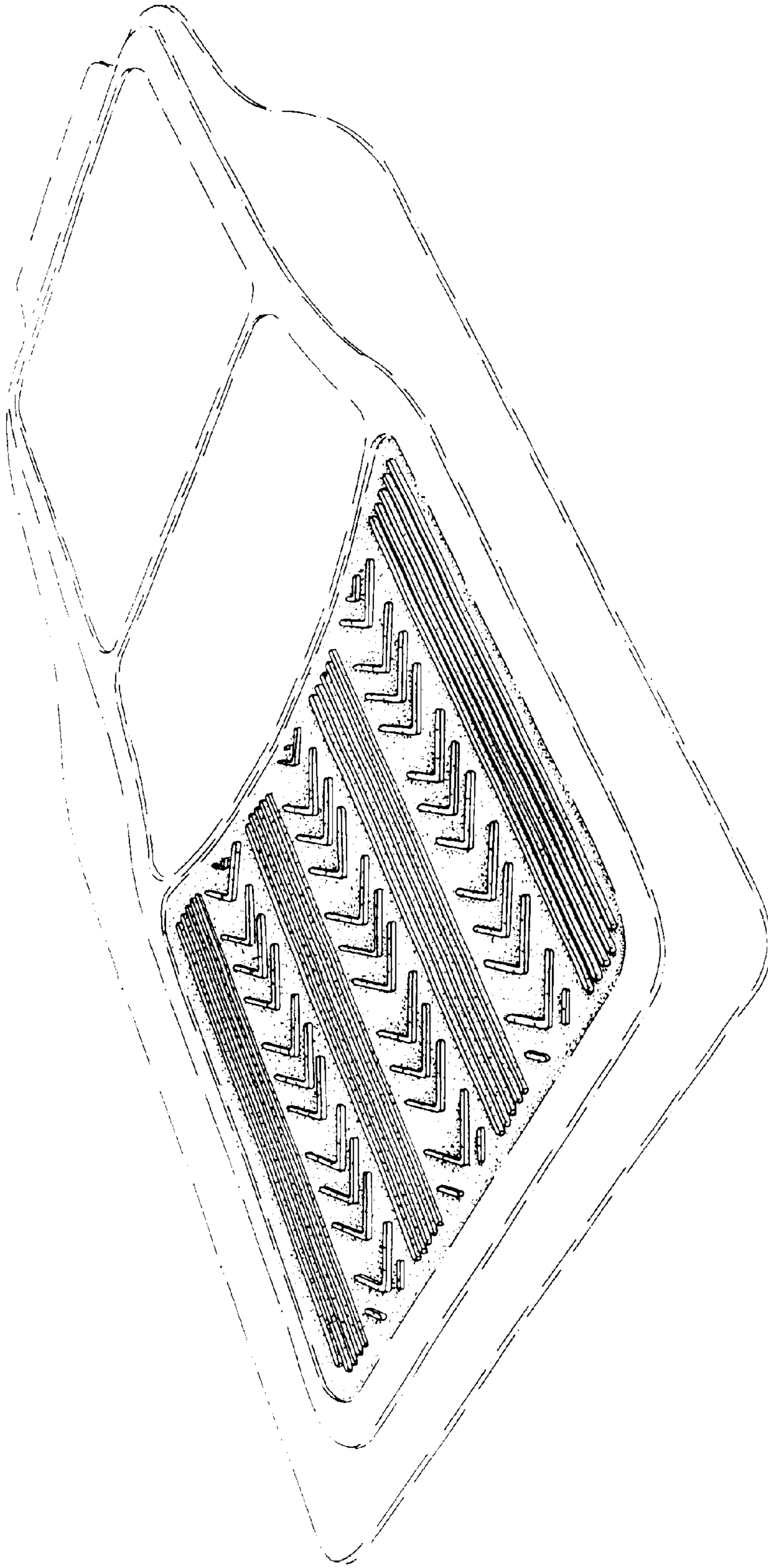


FIG. 1

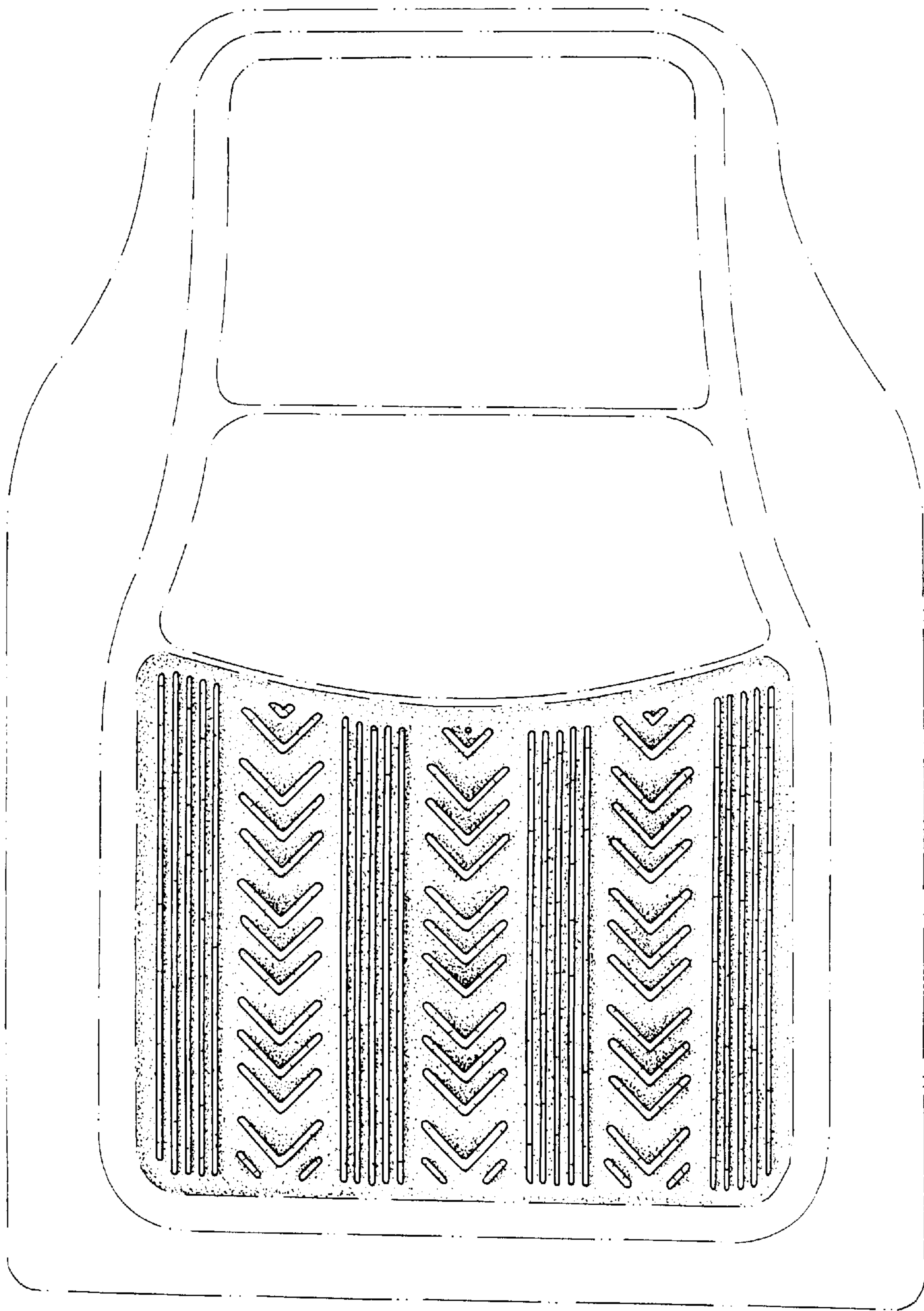


FIG. 2

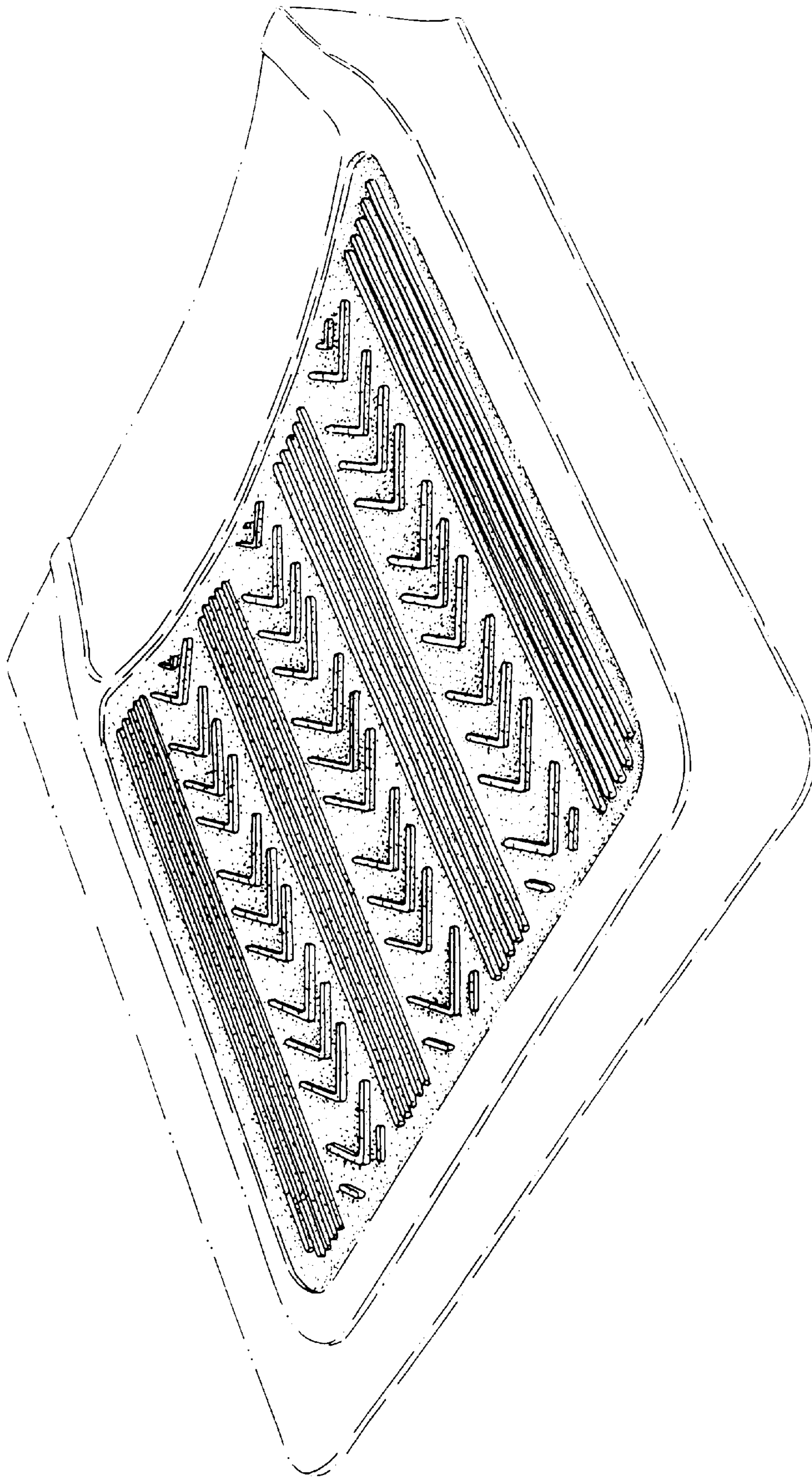


FIG. 3