



US00D469032S

(12) **United States Design Patent**
Francis

(10) **Patent No.:** **US D469,032 S**

(45) **Date of Patent:** **** Jan. 21, 2003**

(54) **NECKLACE SLIDER**

D386,442 S * 11/1997 Anusavice D11/87

(76) Inventor: **Gloria L. Francis**, 9107 Briarbrook
Dr., NE., Warren, OH (US) 44484

* cited by examiner

(**) Term: **14 Years**

Primary Examiner—Ralf Seifert

(74) *Attorney, Agent, or Firm*—Liniak, Berenato & White

(21) Appl. No.: **29/126,049**

(57) **CLAIM**

(22) Filed: **Jul. 10, 2000**

The ornamental design for a necklace slider, as shown and described.

(51) **LOC (7) Cl.** **11-01**

DESCRIPTION

(52) **U.S. Cl.** **D11/86**

FIG. 1 is a front view of a necklace slider according to the present invention.

(58) **Field of Search** D11/1, 2, 86, 87,
D11/93, 200; 63/21, 35; 24/600.4, 600.7,
116 A, 116 R, 129 B; 59/93; 70/459

FIG. 2 is a back view of a necklace slider of FIG. 1 according to the present invention.

(56) **References Cited**

FIG. 3 is a left-side view of a necklace slider of FIG. 1 according to the present invention.

U.S. PATENT DOCUMENTS

FIG. 4 is a right-side view of a necklace slider of FIG. 1 according to the present invention.

1,592,141 A	*	7/1926	Jaeger	152/243
1,853,387 A	*	4/1932	Vetter	24/600.9
2,019,691 A	*	11/1935	Morehouse	24/601.1
2,845,670 A	*	8/1958	Brown et al.	24/116 R
D269,770 S	*	7/1983	Pittenger et al.	D11/87
D312,982 S	*	12/1990	Moodley	D11/87
D356,520 S	*	3/1995	Bartky	D11/87
D368,870 S	*	4/1996	Goeden et al.	D11/93
5,651,275 A	*	7/1997	Towne	63/21

FIG. 5 is a top view of a necklace slider of FIG. 1 according to the present invention.

FIG. 6 is a bottom view of a necklace slider of FIG. 1 according to the present invention; and,

FIG. 7 is a front elevational perspective view of a necklace slider of FIG. 1 according to the present invention.

1 Claim, 1 Drawing Sheet

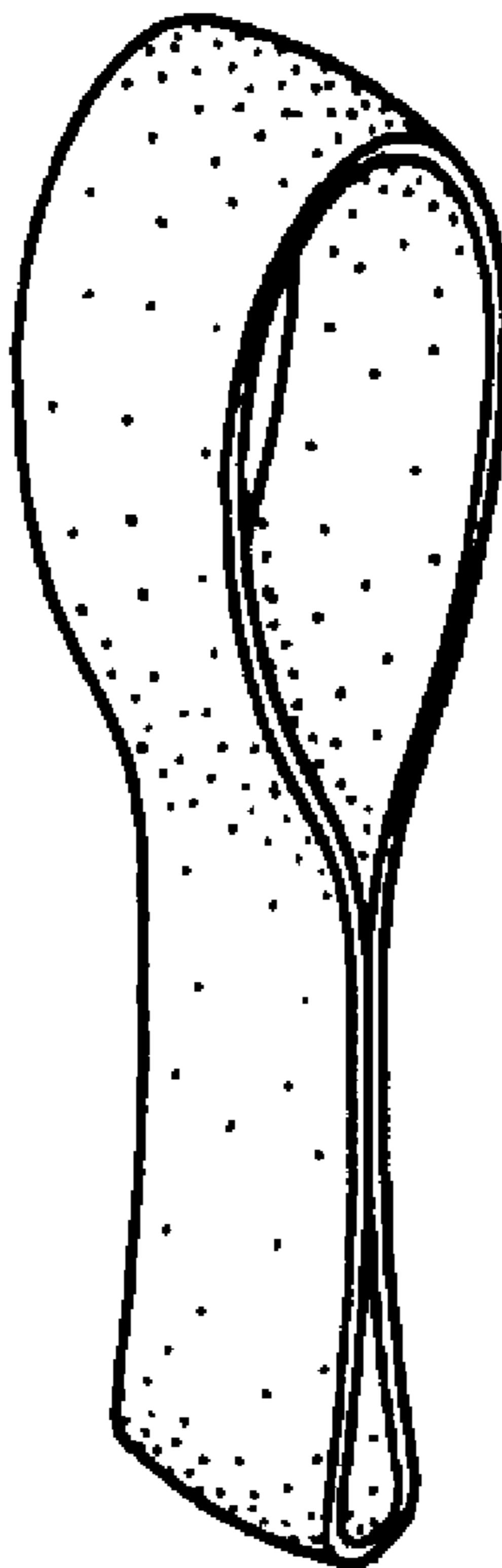


Fig. 1

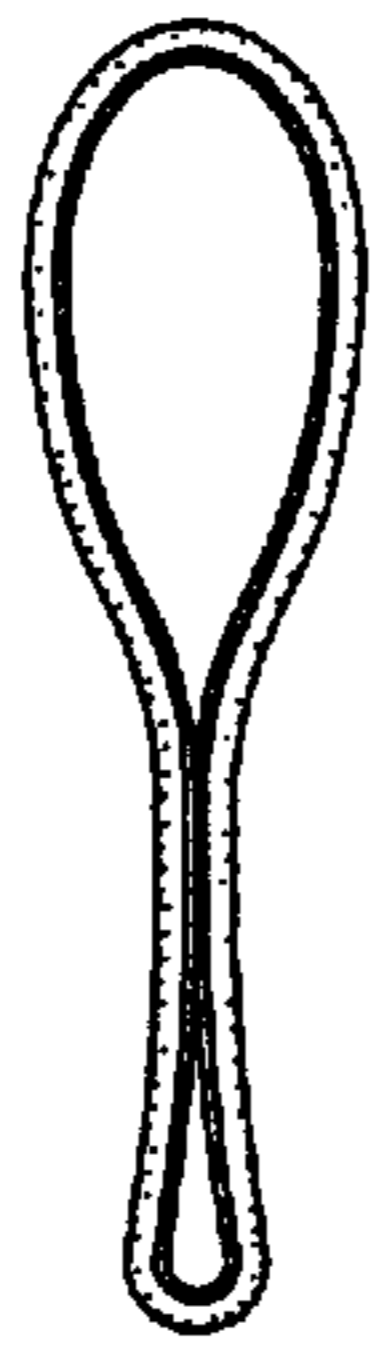


Fig. 2

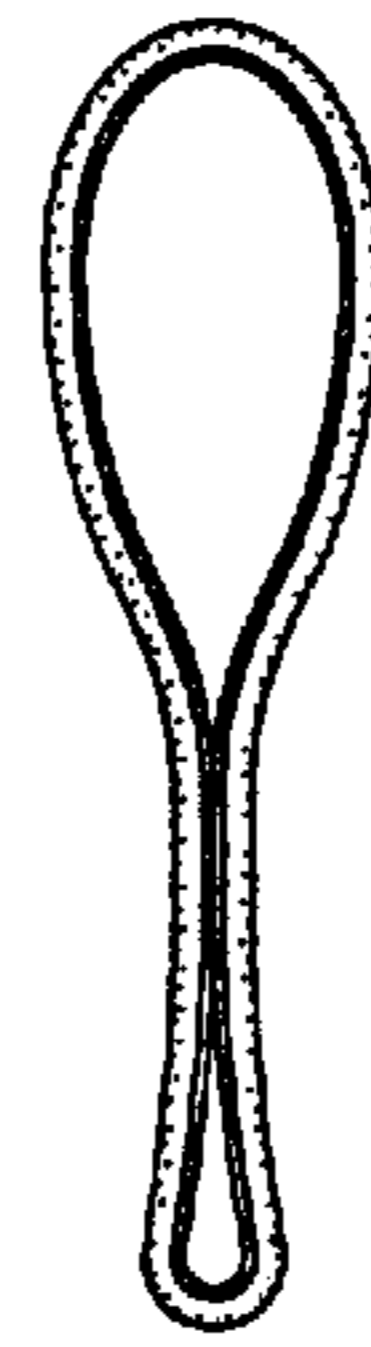


Fig. 3

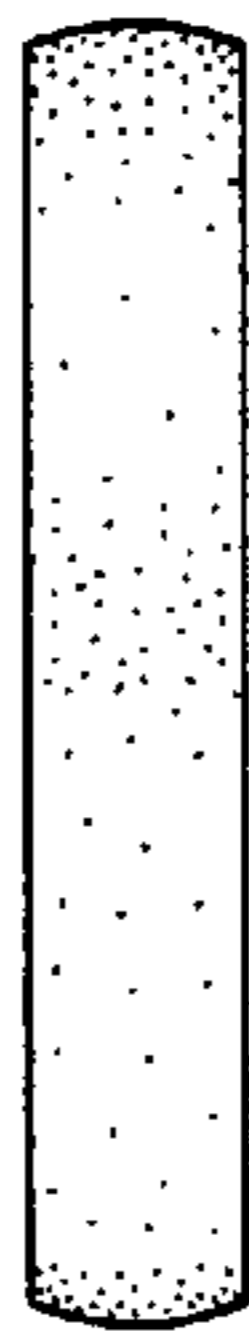


Fig. 4



Fig. 5



Fig. 6



Fig. 7

