



US00D469030S

(12) **United States Design Patent** (10) **Patent No.:** **US D469,030 S**  
**Krakoff** (45) **Date of Patent:** **\*\* Jan. 21, 2003**

(54) **WATCH STRAP**

D379,940 S \* 6/1997 Riley ..... D11/3  
D394,402 S \* 5/1998 Riley ..... D10/32

(75) Inventor: **Reed Krakoff**, New York, NY (US)

\* cited by examiner

(73) Assignee: **Coach Services, Inc.**, Jacksonville, FL  
(US)

*Primary Examiner*—Ralf Seifert

(74) *Attorney, Agent, or Firm*—Cooper & Dunham LLP

(\*\*) Term: **14 Years**

(57) **CLAIM**

(21) Appl. No.: **29/149,850**

I claim the ornamental design of a watch strap, as shown and described.

(22) Filed: **Oct. 18, 2001**

**DESCRIPTION**

(51) **LOC (7) Cl.** ..... **11-01**

(52) **U.S. Cl.** ..... **D11/5**

(58) **Field of Search** ..... D11/1–25, 93,  
D11/94; 59/78, 79.1, 79.2, 79.3, 80–84;  
63/1.1–5.2; D10/32; 224/175

FIG. 1 is a top plan view of a watch strap showing my new design, with a watch and buckle shown in phantom;

FIG. 2 is a side view thereof;

FIG. 3 is an end view thereof;

FIG. 4 is a bottom plan view of the watch strap, with a watch and buckle shown in phantom; and,

FIG. 5 is an end view thereof.

It being understood that the broken lines are for illustrative purposes only.

(56) **References Cited**

**U.S. PATENT DOCUMENTS**

D377,914 S \* 2/1997 Riley ..... D11/3  
D379,774 S \* 6/1997 Riley ..... D11/3

**1 Claim, 2 Drawing Sheets**

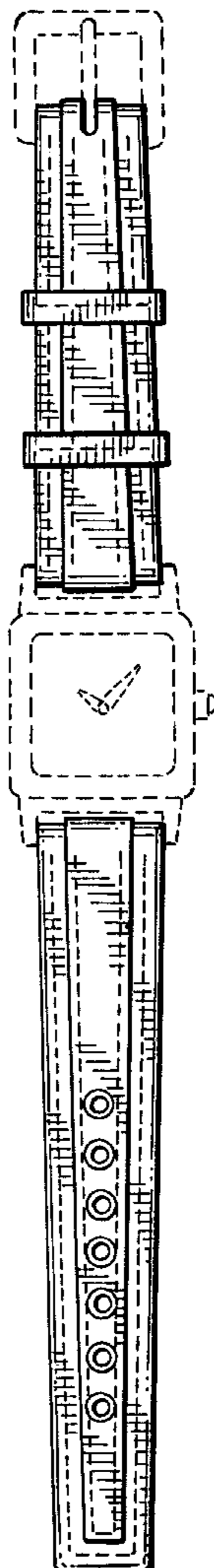


FIG. 1




FIG. 2






FIG. 4

FIG. 3



FIG. 5