



US00D469028S

(12) **United States Design Patent**  
**Stephens**

(10) **Patent No.:** **US D469,028 S**

(45) **Date of Patent:** **\*\* Jan. 21, 2003**

(54) **BODY FAT SCALE**

(75) Inventor: **Brian Stephens**, Dublin (IE)

(73) Assignee: **Terraillon Holdings Limited**, Dublin (IE)

(\*\*) Term: **14 Years**

(21) Appl. No.: **29/153,087**

(22) Filed: **Dec. 21, 2001**

(30) **Foreign Application Priority Data**

Jun. 22, 2001 (GB) ..... 2102744

(51) **LOC (7) Cl.** ..... **10-04**

(52) **U.S. Cl.** ..... **D10/92**

(58) **Field of Search** ..... D10/92; 177/238-245,  
177/25.13, 25.16; 600/547

(56) **References Cited**

**U.S. PATENT DOCUMENTS**

- D308,344 S 6/1990 Nakagawa et al.
- D403,605 S 1/1999 Kurata
- D442,102 S 5/2001 Stephens
- D449,554 S \* 10/2001 Montagnino et al. .... D10/92
- 6,369,337 B1 \* 4/2002 Machiyama et al. .... 177/25.13

**OTHER PUBLICATIONS**

U.S. patent application Ser. No. 29/145 821, Applicant: Brian Stephens, filed Jul. 30, 2001, including specification, claim and 3 sheets of drawings.

U.S. patent application Ser. No. 29/145 820, Applicant: Fergal Mulchrone, filed Jul. 30, 2001, including specification, claim and 6 sheets of drawings.

U.S. patent application Ser. No. 29/153 091, Applicant: Brian Stephens, filed Dec. 21, 2001, including specification, claim and 3 sheets of drawings.

U.S. patent application Ser. No. 29/153 093, Applicant: Brian Stephens, filed Dec. 21, 2001, including specification, claim and 2 sheets of drawings.

\* cited by examiner

*Primary Examiner*—Antoine Duval Davis

(74) *Attorney, Agent, or Firm*—Flynn, Thiel, Boutell & Tanis, P.C.

(57) **CLAIM**

The ornamental design for a body fat scale, as shown and described.

**DESCRIPTION**

FIG. 1 is a plan view of the body fat scale embodying my design;

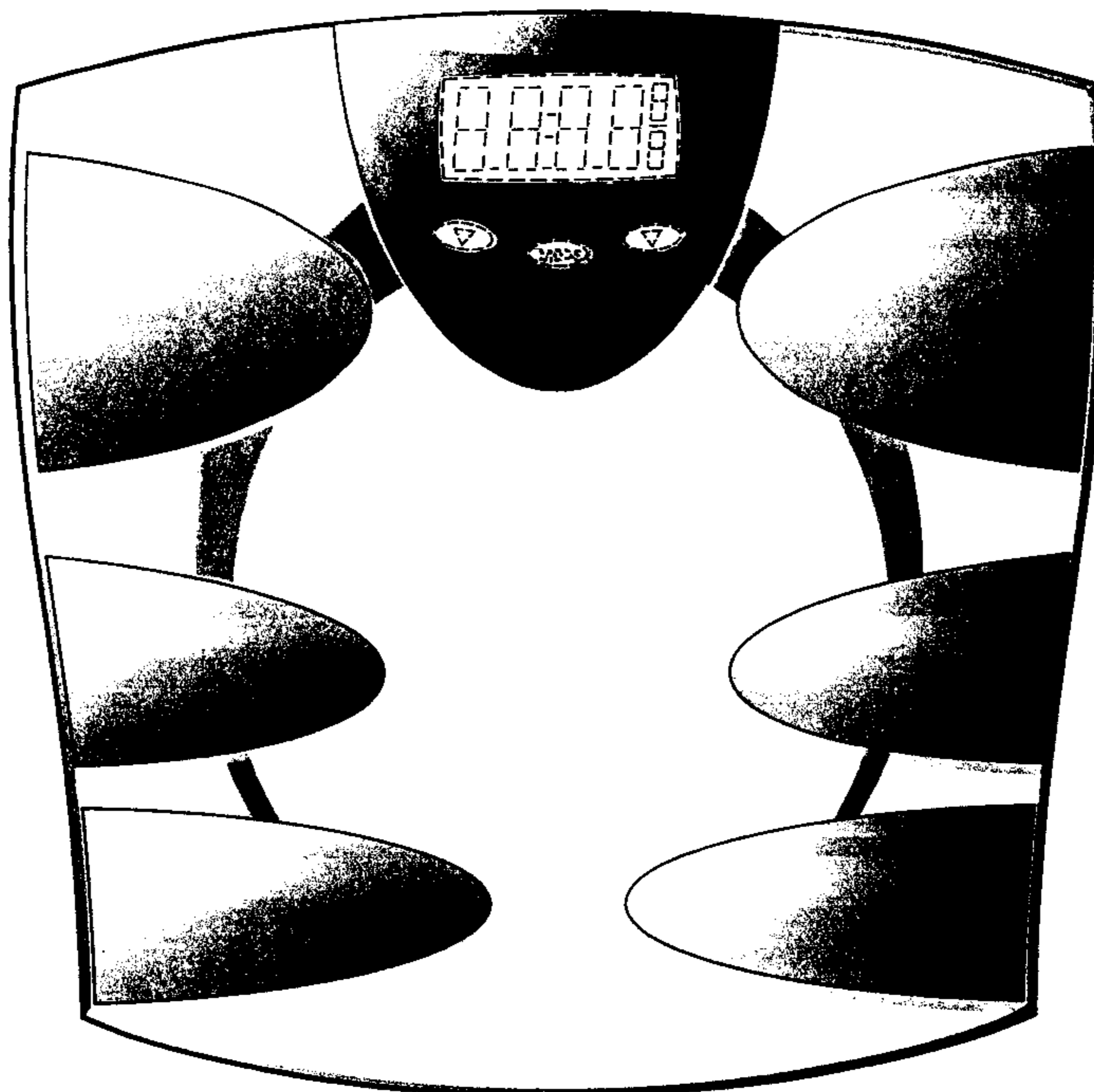
FIG. 2 is a right side view thereof, the left side view being a mirror image of the right side view;

FIG. 3 is a shaded plan view of a variation of my design; and,

FIG. 4 is a shaded right side view thereof, the left side view being a mirror image of the right side view.

It will be understood that FIGS. 1 and 3 shows the body fat scale digits within an LED readout, text disposed above the readout and three horizontally spaced buttons which have text and/or graphics therein, these features being shown for environmental purposes and forming no part of the claimed design.

**1 Claim, 2 Drawing Sheets**



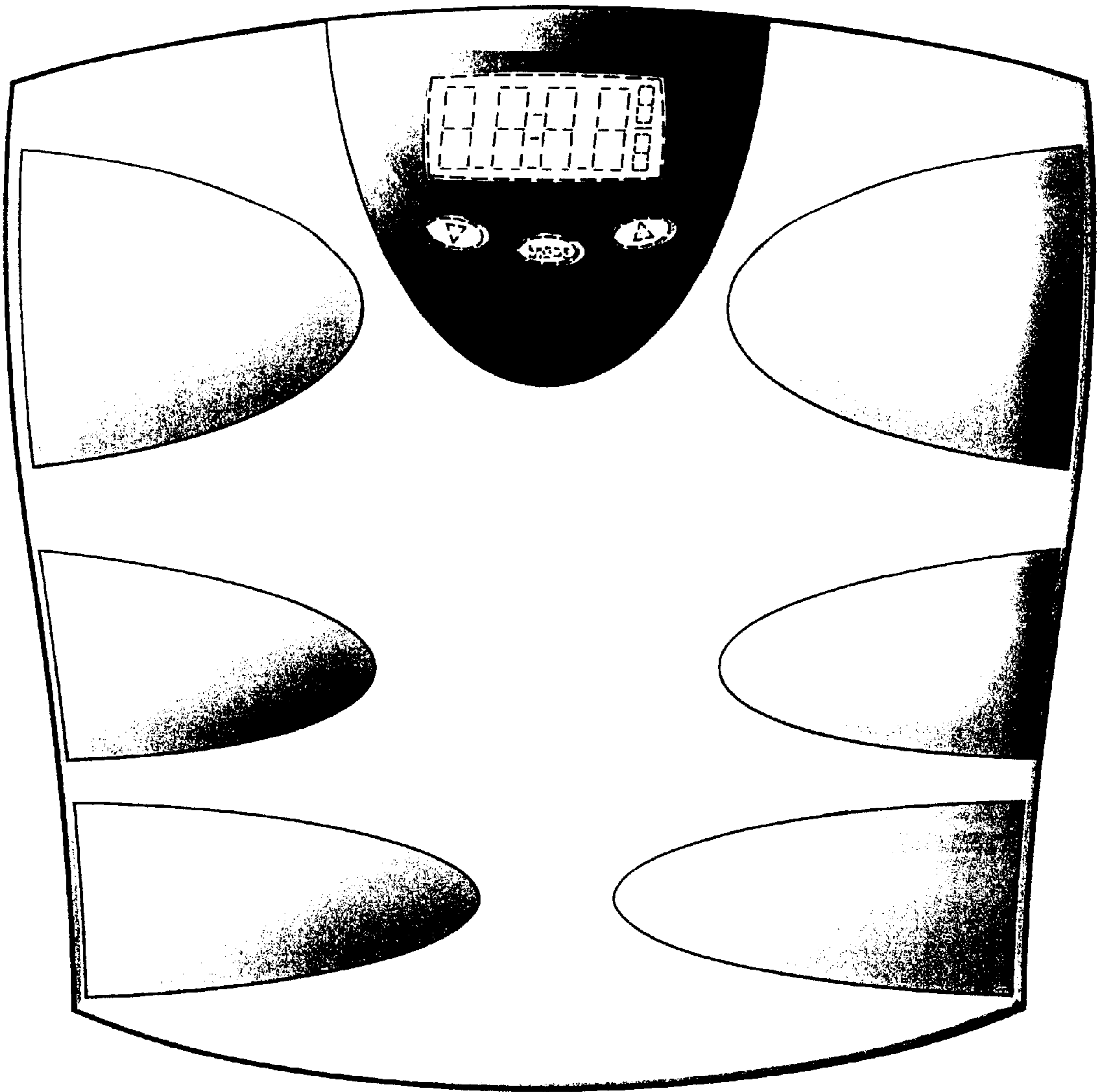


FIG. 1

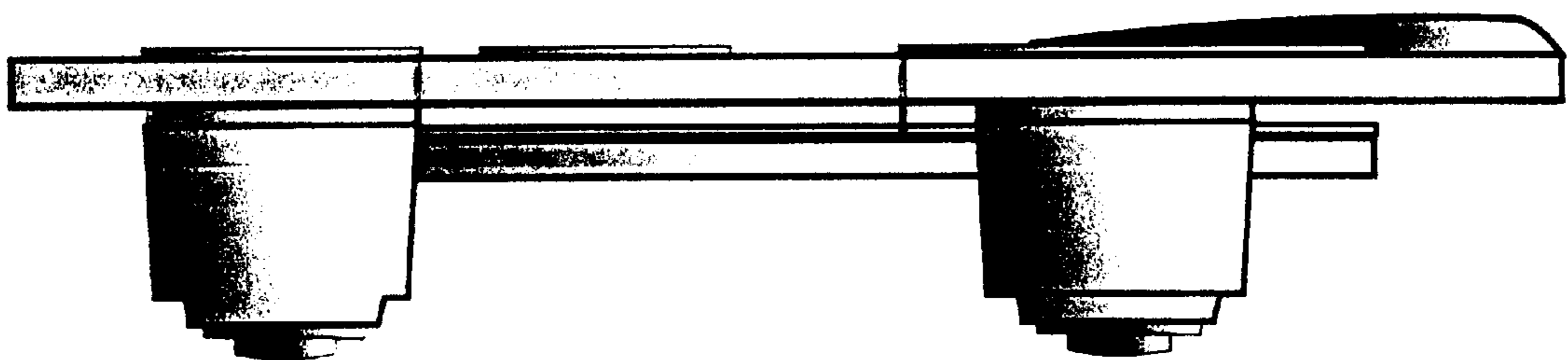


FIG. 2

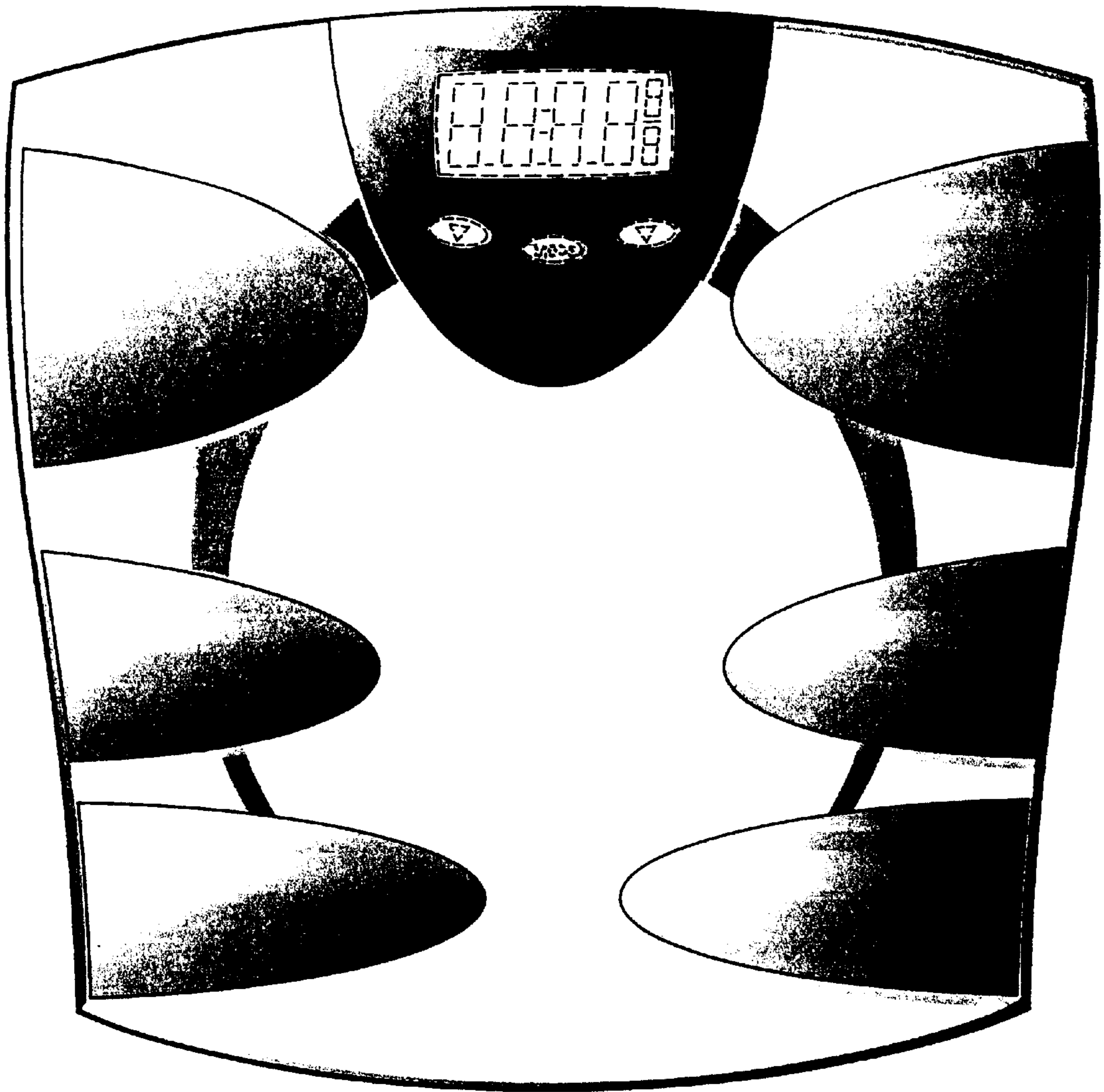


FIG. 3

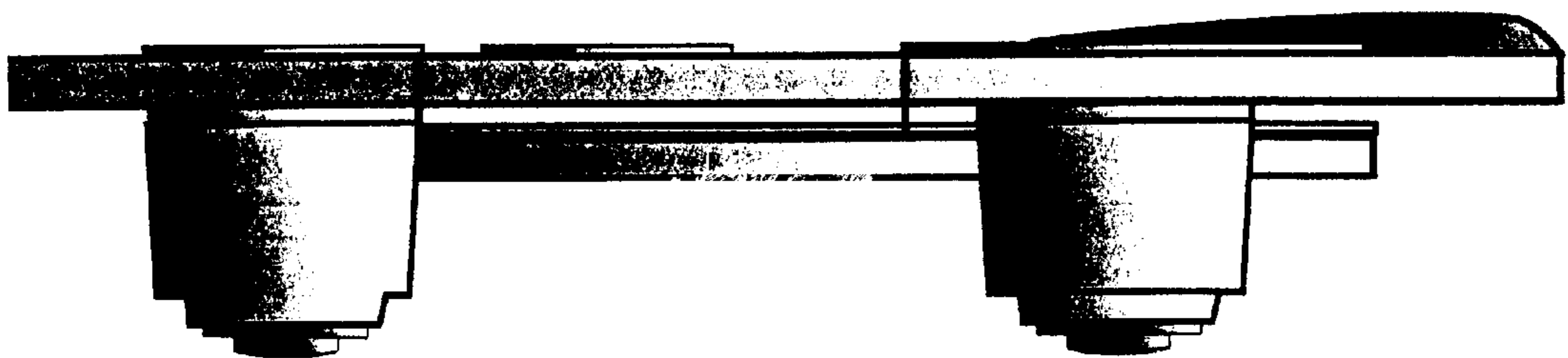


FIG. 4